Henderson Silver Knights Game Notes

January 5, 2024
AHL Game #477

Henderson Silver Knights

Overall: (17-13-3)
Home: (8-6-3)
Road: (9-7-0)

GOALIES

#	Name	Ht	Wt	GP	W	L	OT	SO	GAA	SV%
31	Isaiah Saville	6-1	207	6	4	2	0	1	2.06	0.925
32	Jesper Vikman	6-4	205	6	4	0	0	0	2.70	0.912

SKATERS

#	Name	Pos	Ht	Wt	GP	G	A	Pts.	PIM	+/-
4	Mason Geertsen	F	6-4	228	24	2	0	2	79	-4
5	Daniil Chayka	D	6-3	200	30	0	5	5	8	-10
11	Mason Morelli	F	6-1	210	31	10	9	19	18	1
12	Jakub Brabenec	F	6-1	180	22	4	4	8	10	-4
13	Jakub Demek	F	6-4	210	27	3	5	8	16	-6
15	Christoffer Sedoff	D	6-1	201	29	0	7	7	10	-2
19	Brendan Brisson	F	6-1	191	33	10	13	23	26	2
24	Adam Cracknell	F	6-3	211	33	13	10	23	8	-4
41	Brandon Hickey	D	6-2	195	12	0	2	2	4	-5
44	Layton Ahac	D	6-2	205	33	0	2	2	23	-11
45	Jake Bischoff	D	6-1	195	32	2	12	14	15	4
46	Jonas Rondbjerg	RW	6-2	202	22	4	10	14	8	-7
51	Byron Froese	F	6-1	195	30	6	6	12	16	-5
53	Simon Pinard	F	5-11	190	0	0	0	0	0	0
56	Sheldon Rempal	F	5-11	173	33	12	10	22	12	-5
57	Mason Primeau	F	6-6	221	22	2	4	6	14	-3
65	Dysin Mayo	D	6-1	189	31	3	6	9	20	-2
67	Tyler Benson	F	6-1	190	27	4	9	13	6	-8
72	Gage Quinney	F	6-1	206	21	5	11	16	2	5
74	Noah Carroll	D	6-1	191	0	0	0	0	0	0
83	Daniel D'Amato	F	6-1	194	22	1	4	5	19	-4

Team Staff

Tim Speltz	General Manager
Ryan Craig	Head Coach
Jamie Heward	Assistant Coach
Brent Kisio	Assistant Coach
Fred Brathwaite	Goaltending Coach
Sumit Singh	Video Coach
Affiliate:	Vegas Golden Knights

Calgary Wranglers

Overall: (19-9-3)
Home: (9-5-2)
Road: (10-4-1)

GOALIES

#	Name	Ht	Wt	GP	W	L	OT	SO	GAA	SV%
32	Dustin Wolf	6-0	180	19	13	5	1	3	2.50	0.924
35	Oscar Dansk	6-3	200	12	6	3	2	0	2.47	0.922

SKATERS

#	Name	Pos	Ht	Wt	GP	G	A	Pts.	PIM	+/-
3	Jarrod Gourley	D	6-2	210	1	0	0	0	0	0
4	Jeremie Poirier	D	6-0	190	4	1	6	7	0	1
5	Colton Poolman	D	6-1	190	26	2	1	3	2	5
6	Mitch McLain	C	6-0	210	26	7	0	7	76	-13
7	Brett Sutter	LW	6-0	205	19	2	0	2	13	-3
8	Ilya Solovyov	D	6-3	210	23	2	4	6	14	3
10	Cole Schwindt	C	6-3	195	31	7	9	16	8	12
13	Mark Pysyk	D	6-1	205	19	0	2	2	10	-6
14	Ilya Nikolaev	C	6-0	195	17	2	3	5	6	1
16	Will Riedell	D	6-2	200	7	0	3	3	7	1
17	Lucas Ciona	LW	6-2	220	27	1	1	2	27	-7
18	Ben Jones	C	6-0	190	31	11	12	23	20	11
19	Clark Bishop	C	6-0	195	26	7	8	15	37	1
20	Alex Gallant	LW	5-11	180	22	0	1	1	48	-4
22	Dryden Hunt	LW	6-1	195	21	7	13	20	19	10
23	Rory Kerins	C	5-11	190	24	9	11	20	2	4
33	Brady Lyle	D	6-3	215	31	5	6	11	20	6
37	Yan Kuznetsov	D	6-5	220	31	2	5	7	13	5
39	Matt Coronato	RW	5-10	195	23	10	16	26	4	10
42	Sam Jardine	D	6-2	210	6	0	1	1	7	2
43	Adam Klapka	RW	6-7	230	29	10	10	20	40	11
44	William Stromgren	LW	6-3	195	28	1	2	3	10	-7
46	Emilio Pettersen	LW	5-11	180	31	6	17	23	10	3
48	Jonathan Aspirot	D	6-0	205	26	2	11	13	46	1
58	Oliver Kylington	D	6-0	185	0	0	0	0	0	0

Team Staff

Brad Pascall	General Manager
Trent Cull	Head Coach
Joe Cirella	Assistant Coach
Don Nachbaur	Assistant Coach
Mackenzie Skapski	Goaltending Coach
Daniel Johnston	Video Coach
Affiliate:	Calgary Flames

OFFICIALS

Referee	Adam Bloski (#94)
Referee	David Elford (#56)
Linesperson	Justin Johnson (#57)
Linesperson	Anthony Lapointe (#58)

Standings

Eastern Conference
Atlantic Division

Rank	Team	GP	GR	W	L	OTL	SOL	PTS	PCT	GF	GA	PIM	RW	ROW	S/O	Home	Away	P10	STK
1	Hershey Bears	34	38	28	6	0	0	56	0.824	117	69	316	22	26	2-0	16-3-0-0	12-3-0-0	9-1-0-0	9-0-0-0
2	Hartford Wolf Pack	29	43	17	7	5	0	39	0.672	99	81	438	13	15	2-0	9-3-3-0	8-4-2-0	4-3-3-0	2-0-0-0
3	Providence Bruins	33	39	17	12	2	2	38	0.576	110	103	407	15	17	0-2	5-5-1-2	12-7-1-0	5-4-1-0	3-0-0-0
4	Springfield Thunderbirds	30	42	16	10	3	1	36	0.600	95	87	397	10	15	1-1	12-4-2-1	4-6-1-0	6-2-1-1	0-1-1-0
5	Wilkes-Barre/Scranton Penguins	31	41	16	12	3	0	35	0.565	89	92	409	15	16	0-0	8-5-3-0	8-7-0-0	6-4-0-0	0-1-0-0
6	Charlotte Checkers	31	41	16	12	3	0	35	0.565	92	90	375	12	15	1-0	8-6-2-0	8-6-1-0	5-2-3-0	0-1-0-0
7	Lehigh Valley Phantoms	31	41	13	13	4	1	31	0.500	87	100	548	10	13	0-1	7-8-1-0	6-5-3-1	4-5-0-1	0-2-0-0
8	Bridgeport Islanders	30	42	9	19	2	0	20	0.333	72	103	318	4	9	0-0	5-7-1-0	4-12-1-0	3-6-1-0	0-2-0-0

North Division

Rank	Team	GP	GR	W	L	OTL	SOL	PTS	PCT	GF	GA	PIM	RW	ROW	S/O	Home	Away	P10	STK
1	Cleveland Monsters	31	41	22	8	1	0	45	0.726	105	95	382	15	20	2-0	9-4-0-0	13-4-1-0	8-2-0-0	1-0-0-0
2	Syracuse Crunch	31	41	16	11	2	2	36	0.581	94	84	469	14	15	1-2	7-4-2-1	9-7-0-1	3-5-2-0	0-2-0-0
3	Belleville Senators	29	43	14	11	2	2	32	0.552	84	94	412	9	13	1-2	8-5-1-2	6-6-1-0	6-3-1-0	4-0-0-0
4	Toronto Marlies	29	43	13	11	4	1	31	0.534	100	84	396	10	12	1-1	7-6-3-0	6-5-1-1	5-4-1-0	0-4-1-0
5	Rochester Americans	29	43	14	12	2	1	31	0.534	93	114	333	5	11	3-1	5-6-2-0	9-6-0-1	3-6-0-1	1-0-0-0
6	Laval Rocket	30	42	11	14	3	2	27	0.450	99	116	515	11	11	0-2	7-6-1-1	4-8-2-1	6-3-0-1	2-0-0-0
7	Utica Comets	27	45	10	13	3	1	24	0.444	78	86	308	9	10	0-1	5-7-1-1	5-6-2-0	4-5-0-1	0-5-0-1

Western Conference
Central Division

Rank	Team	GP	GR	W	L	OTL	SOL	PTS	PCT	GF	GA	PIM	RW	ROW	S/O	Home	Away	P10	STK
1	Texas Stars	29	43	18	8	2	1	39	0.672	116	91	275	14	16	2-1	7-2-2-1	11-6-0-0	7-3-0-0	0-1-0-0
2	Milwaukee Admirals	28	44	17	10	1	0	35	0.625	94	81	414	10	16	1-0	8-4-0-0	9-6-1-0	7-3-0-0	0-1-0-0
3	Grand Rapids Griffins	29	43	12	13	3	1	28	0.483	85	92	366	11	12	0-1	8-4-1-0	4-9-2-1	5-4-1-0	3-0-0-0
4	Rockford IceHogs	29	43	12	13	3	1	28	0.483	81	98	374	9	11	1-1	6-7-1-0	6-6-2-1	3-5-1-1	1-0-0-1
5	Iowa Wild	30	42	12	16	1	1	26	0.433	75	97	499	11	11	1-1	6-9-0-1	6-7-1-0	3-7-0-0	0-3-0-0
6	Manitoba Moose	27	45	12	15	0	0	24	0.444	80	103	426	8	11	1-0	5-9-0-0	7-6-0-0	4-6-0-0	0-2-0-0
7	Chicago Wolves	29	43	9	15	3	2	23	0.397	86	107	403	8	9	0-2	6-6-3-1	3-9-0-1	4-3-2-1	1-0-1-0

Pacific Division

Rank	Team	GP	GR	W	L	OTL	SOL	PTS	PCT	GF	GA	PIM	RW	ROW	S/O	Home	Away	P10	STK
1	Calgary Wranglers	31	41	19	9	3	0	41	0.661	99	84	453	16	18	1-0	9-5-2-0	10-4-1-0	3-5-2-0	0-2-0-0
2	Tucson Roadrunners	30	42	19	9	1	1	40	0.667	95	91	440	17	19	0-1	8-5-0-1	11-4-1-0	7-3-0-0	0-1-0-0
3	Abbotsford Canucks	29	43	17	9	2	1	37	0.638	104	90	329	13	16	1-1	9-4-1-0	8-5-1-1	4-4-1-1	0-1-0-1
4	Henderson Silver Knights	33	39	17	13	1	2	37	0.561	96	100	385	12	17	0-2	8-6-1-2	9-7-0-0	7-3-0-0	2-0-0-0
5	Coachella Valley Firebirds	29	43	17	10	2	0	36	0.621	93	76	343	14	16	1-0	5-7-2-0	12-3-0-0	6-3-1-0	2-0-0-0
6	Ontario Reign	30	42	16	10	3	1	36	0.600	91	84	372	14	15	1-1	6-6-2-1	10-4-1-0	4-4-2-0	0-1-0-0
7	Colorado Eagles	29	43	14	11	3	1	32	0.552	87	83	376	13	14	0-1	7-6-1-0	7-5-2-1	5-4-0-1	2-0-0-0
8	Bakersfield Condors	26	46	13	10	1	2	29	0.558	78	76	301	10	11	2-2	6-5-1-2	7-5-0-0	5-3-1-1	5-0-1-1
9	San Jose Barracuda	29	43	11	14	4	0	26	0.448	97	109	391	10	10	1-0	7-9-3-0	4-5-1-0	6-4-0-0	1-0-0-0
10	San Diego Gulls	30	42	9	16	5	0	23	0.383	91	102	381	8	9	0-0	3-8-3-0	6-8-2-0	4-5-1-0	0-2-0-0

x = Clinched Playoff Position
y = Clinched Division

Thursday, January 4 2024
Hartford 3 at Bridgeport 2 Final

Friday, January 5 2024
Laval at Utica 7:00 pm EST
Cleveland at Rochester 7:05 pm EST
Wilkes-Barre/Scranton at Springfield 7:05 pm EST
Colorado at Milwaukee 7:00 pm CST
Grand Rapids at Iowa 7:00 pm CST
Rockford at Texas 7:00 pm CST
Tucson at Chicago 7:00 pm CST
Henderson at Calgary 7:00 pm MST
Bakersfield at San Diego 7:00 pm PST
San Jose at Ontario 7:00 pm PST

Saturday, January 6 2024
Belleville at Manitoba 2:00 pm CST
Syracuse at Toronto 4:00 pm EST
Lehigh Valley at Wilkes-Barre/Scranton 6:05 pm EST
Charlotte at Bridgeport 7:00 pm EST
Hartford at Hershey 7:00 pm EST
Rochester at Cleveland 7:00 pm EST
Providence at Springfield 7:05 pm EST
Colorado at Milwaukee 6:00 pm CST
Grand Rapids at Iowa 6:00 pm CST
Rockford at Texas 7:00 pm CST
Tucson at Chicago 7:00 pm CST
Henderson at Calgary 7:00 pm MST
Abbotsford at Coachella Valley 6:00 pm PST
Bakersfield at San Diego 6:00 pm PST
San Jose at Ontario 6:00 pm PST

Conference Standings

Eastern Conference

Rank	Team	GP	GR	W	L	OTL	SOL	PTS	PCT	GF	GA	S/O	RW	ROW	Home	Away	P10	STK
1	Hershey Bears	34	38	28	6	0	0	56	0.824	117	69	2-0	22	26	16-3-0-0	12-3-0-0	9-1-0-0	9-0-0-0
2	Cleveland Monsters	31	41	22	8	1	0	45	0.726	105	95	2-0	15	20	9-4-0-0	13-4-1-0	8-2-0-0	1-0-0-0
3	Hartford Wolf Pack	29	43	17	7	5	0	39	0.672	99	81	2-0	13	15	9-3-3-0	8-4-2-0	4-3-3-0	2-0-0-0
4	Providence Bruins	33	39	17	12	2	2	38	0.576	110	103	0-2	15	17	5-5-1-2	12-7-1-0	5-4-1-0	3-0-0-0
5	Syracuse Crunch	31	41	16	11	2	2	36	0.581	94	84	1-2	14	15	7-4-2-1	9-7-0-1	3-5-2-0	0-2-0-0
6	Springfield Thunderbirds	30	42	16	10	3	1	36	0.600	95	87	1-1	10	15	12-4-2-1	4-6-1-0	6-2-1-1	0-1-1-0
7	Wilkes-Barre/Scranton Penguins	31	41	16	12	3	0	35	0.565	89	92	0-0	15	16	8-5-3-0	8-7-0-0	6-4-0-0	0-1-0-0
8	Charlotte Checkers	31	41	16	12	3	0	35	0.565	92	90	1-0	12	15	8-6-2-0	8-6-1-0	5-2-3-0	0-1-0-0
9	Belleville Senators	29	43	14	11	2	2	32	0.552	84	94	1-2	9	13	8-5-1-2	6-6-1-0	6-3-1-0	4-0-0-0
10	Lehigh Valley Phantoms	31	41	13	13	4	1	31	0.500	87	100	0-1	10	13	7-8-1-0	6-5-3-1	4-5-0-1	0-2-0-0
11	Toronto Marlies	29	43	13	11	4	1	31	0.534	100	84	1-1	10	12	7-6-3-0	6-5-1-1	5-4-1-0	0-4-1-0
12	Rochester Americans	29	43	14	12	2	1	31	0.534	93	114	3-1	5	11	5-6-2-0	9-6-0-1	3-6-0-1	1-0-0-0
13	Laval Rocket	30	42	11	14	3	2	27	0.450	99	116	0-2	11	11	7-6-1-1	4-8-2-1	6-3-0-1	2-0-0-0
14	Utica Comets	27	45	10	13	3	1	24	0.444	78	86	0-1	9	10	5-7-1-1	5-6-2-0	4-5-0-1	0-5-0-1
15	Bridgeport Islanders	30	42	9	19	2	0	20	0.333	72	103	0-0	4	9	5-7-1-0	4-12-1-0	3-6-1-0	0-2-0-0

Western Conference

Rank	Team	GP	GR	W	L	OTL	SOL	PTS	PCT	GF	GA	S/O	RW	ROW	Home	Away	P10	STK
1	Calgary Wranglers	31	41	19	9	3	0	41	0.661	99	84	1-0	16	18	9-5-2-0	10-4-1-0	3-5-2-0	0-2-0-0
2	Tucson Roadrunners	30	42	19	9	1	1	40	0.667	95	91	0-1	17	19	8-5-0-1	11-4-1-0	7-3-0-0	0-1-0-0
3	Texas Stars	29	43	18	8	2	1	39	0.672	116	91	2-1	14	16	7-2-2-1	11-6-0-0	7-3-0-0	0-1-0-0
4	Abbotsford Canucks	29	43	17	9	2	1	37	0.638	104	90	1-1	13	16	9-4-1-0	8-5-1-1	4-4-1-1	0-1-0-1
5	Henderson Silver Knights	33	39	17	13	1	2	37	0.561	96	100	0-2	12	17	8-6-1-2	9-7-0-0	7-3-0-0	2-0-0-0
6	Coachella Valley Firebirds	29	43	17	10	2	0	36	0.621	93	76	1-0	14	16	5-7-2-0	12-3-0-0	6-3-1-0	2-0-0-0
7	Ontario Reign	30	42	16	10	3	1	36	0.600	91	84	1-1	14	15	6-6-2-1	10-4-1-0	4-4-2-0	0-1-0-0
8	Milwaukee Admirals	28	44	17	10	1	0	35	0.625	94	81	1-0	10	16	8-4-0-0	9-6-1-0	7-3-0-0	0-1-0-0
9	Colorado Eagles	29	43	14	11	3	1	32	0.552	87	83	0-1	13	14	7-6-1-0	7-5-2-1	5-4-0-1	2-0-0-0
10	Bakersfield Condors	26	46	13	10	1	2	29	0.558	78	76	2-2	10	11	6-5-1-2	7-5-0-0	5-3-1-1	5-0-1-1
11	Grand Rapids Griffins	29	43	12	13	3	1	28	0.483	85	92	0-1	11	12	8-4-1-0	4-9-2-1	5-4-1-0	3-0-0-0
12	Rockford IceHogs	29	43	12	13	3	1	28	0.483	81	98	1-1	9	11	6-7-1-0	6-6-2-1	3-5-1-1	1-0-0-1
13	Iowa Wild	30	42	12	16	1	1	26	0.433	75	97	1-1	11	11	6-9-0-1	6-7-1-0	3-7-0-0	0-3-0-0
14	San Jose Barracuda	29	43	11	14	4	0	26	0.448	97	109	1-0	10	10	7-9-3-0	4-5-1-0	6-4-0-0	1-0-0-0
15	Manitoba Moose	27	45	12	15	0	0	24	0.444	80	103	1-0	8	11	5-9-0-0	7-6-0-0	4-6-0-0	0-2-0-0
16	Chicago Wolves	29	43	9	15	3	2	23	0.397	86	107	0-2	8	9	6-6-3-1	3-9-0-1	4-3-2-1	1-0-1-0
17	San Diego Gulls	30	42	9	16	5	0	23	0.383	91	102	0-0	8	9	3-8-3-0	6-8-2-0	4-5-1-0	0-2-0-0

x = Clinched Playoff Position
y = Clinched Division

Specialty Team Records

Team Power Play

Rank	Team	GP	ADV	GF	PP%	SHGA
1	Chicago Wolves	29	107	30	28.0	1
2	Hartford Wolf Pack	29	117	29	24.8	4
3	Texas Stars	29	109	27	24.8	2
4	Hershey Bears	34	111	26	23.4	1
5	Lehigh Valley Phantoms	31	119	27	22.7	3
6	Manitoba Moose	27	85	19	22.4	5
7	Rochester Americans	29	93	20	21.5	6
8	Henderson Silver Knights	33	138	29	21.0	2
9	Milwaukee Admirals	28	87	18	20.7	1
10	Iowa Wild	30	122	25	20.5	7
11	Rockford IceHogs	29	120	24	20.0	4
12	Cleveland Monsters	31	113	22	19.5	2
13	Wilkes-Barre/Scranton Penguins	31	129	25	19.4	5
14	Springfield Thunderbirds	30	119	23	19.3	1
15	Coachella Valley Firebirds	29	111	21	18.9	1
16	San Diego Gulls	30	112	21	18.8	1
17	Grand Rapids Griffins	29	97	18	18.6	2
18	San Jose Barracuda	29	121	22	18.2	3
19	Laval Rocket	30	138	25	18.1	5
20	Ontario Reign	30	127	23	18.1	5
21	Providence Bruins	33	149	26	17.5	2
22	Syracuse Crunch	31	122	21	17.2	6
23	Bakersfield Condors	26	94	16	17.0	3
24	Bridgeport Islanders	30	101	17	16.8	3
25	Calgary Wranglers	31	127	21	16.5	1
26	Colorado Eagles	29	97	16	16.5	1
27	Belleville Senators	29	117	18	15.4	7
28	Charlotte Checkers	31	126	19	15.1	5
29	Tucson Roadrunners	30	100	15	15.0	1
30	Toronto Marlies	29	122	18	14.8	1
31	Abbotsford Canucks	29	110	16	14.5	4
32	Utica Comets	27	107	13	12.2	4

Team Penalty Kill

Rank	Team	GP	TSH	PPGA	PK%	SHGF
1	Utica Comets	27	99	12	87.9	5
2	Hershey Bears	34	116	15	87.1	3
3	Abbotsford Canucks	29	118	16	86.4	6
4	Charlotte Checkers	31	125	17	86.4	2
5	Syracuse Crunch	31	137	20	85.4	6
6	Henderson Silver Knights	33	112	17	84.8	1
7	Ontario Reign	30	104	16	84.6	1
8	Calgary Wranglers	31	136	21	84.6	4
9	Hartford Wolf Pack	29	119	19	84.0	2
10	Wilkes-Barre/Scranton Penguins	31	125	20	84.0	2
11	Chicago Wolves	29	104	18	82.7	2
12	Toronto Marlies	29	98	17	82.7	2
13	Tucson Roadrunners	30	126	22	82.5	4
14	Colorado Eagles	29	102	18	82.4	3
15	Bakersfield Condors	26	93	17	81.7	0
16	Springfield Thunderbirds	30	116	22	81.0	5
17	Lehigh Valley Phantoms	31	139	27	80.6	4
18	Laval Rocket	30	128	25	80.5	9
19	Rockford IceHogs	29	103	21	79.6	2
20	Texas Stars	29	101	21	79.2	1
21	Bridgeport Islanders	30	96	20	79.2	1
22	Milwaukee Admirals	28	109	23	78.9	5
23	Cleveland Monsters	31	126	27	78.6	1
24	Coachella Valley Firebirds	29	92	20	78.3	2
25	Belleville Senators	29	115	25	78.3	3
26	San Jose Barracuda	29	124	28	77.4	2
27	Iowa Wild	30	109	25	77.1	3
28	Manitoba Moose	27	118	28	76.3	5
29	San Diego Gulls	30	129	31	76.0	3
30	Providence Bruins	33	119	29	75.6	4
31	Rochester Americans	29	107	27	74.8	5
32	Grand Rapids Griffins	29	102	26	74.5	1

Game 34: Silver Knights (17-13-1-2, 37 pts) @ Calgary Wranglers (19-9-3-0, 41 pts)

AHL Game #477
Friday, January 5 – 7:00 PM MT
Scotiabank Saddledome – Calgary, AB
Watch: AHLTV
Listen: 1230AM The Game

The Knights' Tale – The Silver Knights make their only trip of the season to Calgary this weekend for a pair of games with the Calgary Wranglers at the Saddledome. The HSK have won back-to-back games following a 6-3 win over the Gulls on Wednesday. The Silver Knights had six different goal-scorers, and Grigori Denisenko, Sheldon Rempal, Tyler Benson, and Gage Quinney all posted multipoint games. Jesper Vikman made 31 saves to earn the victory in his first start since November 4.

Making Moves – The Golden Knights recalled Silver Knights leading scorer Grigori Denisenko on Thursday, as well as defenseman Lukas Cormier. Denisenko had posted three goals and nine points in his previous eight games and has 30 points in 31 games this season. The HSK recalled forward Simon Pinard and defenseman Noah Carroll from ECHL Savannah.

Something Special – The HSK power play connected three times on Wednesday, matching their highest power play output in a game this season. In ten games since December 9, the Silver Knights power play has improved from 15th in the AHL to 8th. The Silver Knights penalty kill is 27-for-29 (93.1 percent) over the last ten games.

Happy Homecoming – Calgary native Sheldon Rempal enjoyed his time at the Saddledome last season. In four games in Calgary in 2022-23, Rempal totaled five goals and nine points. Rempal is two games shy of 300 for his AHL career.

On the Wranglers – The Calgary Wranglers sit atop the Western Conference standings, but they have lost consecutive games and are only 3-5-2 in their last ten games. Friday will be the fifth game of an eight-game homestand for the Wranglers, with one win in the first four. Rookie Matt Coronato has two goals and six points in his last five games. Goaltender Dustin Wolf is the AHL's reigning Most Valuable Player.

Henderson Leaders

Goals:	Cracknell	13
Assists:	Denisenko	18
Points:	Denisenko	30
PP Goals:	Cracknell	6
SH Goals:	Mayo	1
GW Goals:	Denisenko	4
Shots:	Rempal	124
Plus/Minus:	Quinney	5
PIM:	Geertsen	79
Wins:	Patera	6
GAA:	Patera	3.17
Save%:	Patera	.900
Shutouts:	Saville	1

Calgary Leaders

Goals:	Jones	11
Assists:	Pettersen	17
Points:	Coronato	26
PP Goals:	Kerins	5
SH Goals:	Jones	2
GW Goals:	Kerins	4
Shots:	Coronato	79
Plus/Minus:	Schwindt	12
PIM:	McLain	76
Wins:	Wolf	13
GAA:	Dansk	2.47
Save%:	Wolf	.924
Shutouts:	Wolf	3

Season Series

12/1 - CGY 2, HSK 1
12/3 - CGY 7, HSK 4
1/5 - HSK @ CGY
1/6 - HSK @ CGY

2023-24 vs Calgary

Overall: 0-2-0-0
Home: 0-2-0-0
Road: 0-0-0-0
Current Streak: 0-4-0-0
All-time record vs Calgary: 5-5-0-0

HENDERSON SILVER KNIGHTS

	Active Roster (23 Players)							
No.	**Name**	**Pos**	**Sh**	**Ht**	**Wt**	**Born**	**Birthplace**	**Pronunciation**
4	Mason Geertsen	F	L	6-4	228	Apr. 19, 1995	Drayton Valley, AB	GUHRT-suhn
5	Daniil Chayka	D	L	6-3	200	Oct. 22, 2002	Moscow, RUS	CHAY-kuh
11	Mason Morelli	F	L	6-0	210	Feb. 1, 1996	Minot, ND	mohr-EHL-ee
12	Jakub Brabenec	F	L	6-1	180	Sep. 11, 2003	Jihlava, CZE	BRA-buh-nehts
13	Jakub Demek	F	L	6-4	210	Jun. 6, 2003	Kosice, SVK	DEHM-ehk
15	Christoffer Sedoff	D	L	6-1	201	Feb. 20, 2002	Helsinki, FIN	SEHD-awf
19	Brendan Brisson	F	L	6-0	191	Oct. 22, 2001	Manhattan Beach, CA	brih-SAHN
24	Adam Cracknell	F	R	6-3	211	Jul. 15, 1985	Prince Albert, SK	KRAK-nehl
41	Brandon Hickey	D	L	6-2	195	Apr. 13, 1996	Edmonton, AB	HIHK-ee
44	Layton Ahac	D	L	6-2	205	Feb. 22, 2001	North Vancouver, BC	AY-hack
45	Jake Bischoff	D	L	6-1	195	Jul. 25, 1994	Cambridge, MN	BIHSH-awf
46	Jonas Rondbjerg	F	L	6-2	202	Mar. 31, 1999	Horsholm, DEN	ROHND-b'yuhrg
51	Byron Froese	F	R	6-0	195	Mar. 12, 1991	Winkler, MB	FRAYZ
53	Simon Pinard	F	L	5-11	190	May 26, 2001	Drummondville, QC	Pihn-AHRD
56	Sheldon Rempal	F	R	5-11	173	Aug. 7, 1995	Calgary, AB	REHMP-uhl
57	Mason Primeau	F	L	6-6	221	Jul. 28, 2001	Toronto, ON	PREE-moh
65	Dysin Mayo	D	R	6-0	189	Aug. 17, 1996	Victoria, BC	MAY-oh
67	Tyler Benson	F	L	6-0	190	Mar. 15, 1998	Edmonton, AB	BEHN-suhn
72	Gage Quinney	F	L	6-0	206	Jul. 29, 1995	Las Vegas, NV	KWIHN -ee
74	Noah Carroll	D	L	6-1	191	Dec. 2, 1997	Strathroy, ON	KAIR-uhl
83	Daniel D'Amato	F	L	6-1	194	Apr. 8, 2001	Maple, ON	Duh-MAHT-oh
31	Isaiah Saville	G	R	6-1	207	Sep. 21, 2000	Anchorage, AK	suh-VIHL
32	Jesper Vikman	G	L	6-4	205	Mar. 11, 2002	Stockholm, SWE	VIKE-muhn

	In Vegas (NHL)							
No.	**Name**	**Pos**	**Sh**	**Ht**	**Wt**	**Born**	**Birthplace**	**Pronunciation**
6	Kaedan Korczak	D	R	6-3	202	Jan. 29, 2001	Yorkton, SK	KOHR-zak
30	Jiri Patera	G	L	6-3	212	Feb. 24, 1999	Prague, CZE	pa-TEHR-uh
40	Lukas Cormier	D	L	5-11	185	Mar. 27, 2002	Ste-Marie-de-Kent, NB	KOHR-mee-ay
54	Grigori Denisenko	F	R	5-11	196	Jun. 24, 2000	Novosibirsk, RUS	dehn-ih-SEHNK-oh

	Savannah (ECHL)							
No.	**Name**	**Pos**	**Sh**	**Ht**	**Wt**	**Born**	**Birthplace**	**Pronunciation**
42	Alex Swetlikoff	F	L	6-3	206	Jul. 6, 2001	Kelowna, BC	SWEHT-lih-kawf
47	Patrick Guay	F	L	5-9	180	Apr. 29, 2002	Magog, QC	GAY
68	Jordan Papirny	G	L	6-1	185	Apr. 10, 1996	Edmonton, AB	Puh-PUHR-nee

Most Recent...

Overall		*At Home*		*On Road*	
Win:	6-3 (vs SD, 1/3/24)	**Win:**	6-3 (vs SD, 1/3/24)	**Win:**	3-0 (@ ONT, 12/31/23)
Loss:	7-1 (vs ONT, 12/30/23)	**Loss:**	7-1 (vs ONT, 12/30/23)	**Loss:**	3-1 (@ BAK, 12/27/23)
OTW/SOW:	3-2 OT (@ ONT, 12/13/23)	**OTW/SOW:**	3-2 OT (vs TUC, 11/26/23)	**OTW/SOW:**	3-2 OT (@ ONT, 12/13/23)
OTL/SOL:	4-3 SO (vs BAK, 11/29/23)	**OTL/SOL:**	4-3 SO (vs BAK, 11/29/23)	**OTL/SOL:**	-- (@ -, -/-/--)

By Game...

Overall Record/Streak	17-13-1-2/ W2
Home Record/Streak	8-6-1-2/ W1
Road Record/Streak	9-7-0-0/ W1
Last 5 Games	3-2-0-0
Last 10 Games	7-3-0-0
1-goal Games	8-3-1-2
2-goal Games	3-4-0-0
3-goal Games	3-2-0-0
Scoring First	9-2-0-0
Opponent Scores First	8-11-1-2
Outshoot Opponent	8-6-0-2
Outshot by Opponent	8-7-1-0
Shots Even	1-0-0-0
Overtime Record	5-1
Shootout Record	0-2

By Month/Day...

October	6-2-0-0; 12 PTS
November	4-4-1-2; 11 PTS
December	6-7-0-0; 12 PTS
January	1-0-0-0; 2 PTS
February	0-0-0-0; 0 PTS
March	0-0-0-0; 0 PTS
April	0-0-0-0; 0 PTS
May	0-0-0-0; 0 PTS
June	0-0-0-0; 0 PTS
Monday	0-0-0-0
Tuesday	0-3-0-0
Wednesday	6-2-0-1
Thursday	0-0-0-0
Friday	3-4-1-0
Saturday	5-3-0-1
Sunday	3-1-0-0

By Period...

Leading After 1st	6-0-0-0
Trailing After 1st	3-10-0-2
Tied After 1st	8-3-1-0
Leading After 2nd	10-0-1-0
Trailing After 2nd	4-12-0-1
Tied After 2nd	3-1-0-1

By Division/Conference...

Pacific Division	15-13-1-2
Central Division	2-0-0-0
WESTERN CONFERENCE	**17-13-1-2**
Atlantic Division	0-0-0-0
North Division	0-0-0-0
EASTERN CONFERENCE	**0-0-0-0**

By Opponent, 2023-24 Season...

Abbotsford	1-1-1-1	**Iowa**	2-0-0-0
Bakersfield	0-3-0-1	**Milwaukee**	0-0-0-0
Calgary	0-2-0-0	**Ontario**	2-3-0-0
Coachella	2-0-0-0	**San Diego**	3-0-0-0
Colorado	1-1-0-0	**San Jose**	5-2-0-0
		Tucson	1-1-0-0

By Opponent, All-Time...

Abbotsford	6-6-3-1	**Milwaukee**	0-0-0-0
Bakersfield	9-19-0-2	**Ontario**	11-12-1-1
Calgary	5-5-0-0	**Rockford**	2-2-0-0
Coachella	4-4-0-2	**San Diego**	13-12-0-0
Colorado	13-9-0-1	**San Jose**	20-10-0-1
Iowa	4-2-0-0	**Stockton**	5-1-1-1
		Tucson	14-10-0-0

Goals By Period...

	1st	2nd	3rd	OT	SO	Total	Avg.
Henderson	27	27	37	5	0	96	2.91
Opponent	40	32	25	1	2	100	3.03

Shots By Period...

	1st	2nd	3rd	OT	SO	Total	Avg.
Henderson	346	327	314	17	0	1004	30.4
Opponent	324	337	314	12	2	989	30.0

Power Play Statistics...

	Goals	Attempts	%
Overall	29	138	21.0 (8th AHL)
Home	20	85	23.5 (6th AHL)
Road	9	53	17.0 (23rd AHL)
Last 10 Games	10	36	27.8
	SH Goals Allowed		2
5-on-3 Overall	4	8	50.0
Home	3	6	50.0
Road	1	2	50.0
	SH Goals Allowed		0

Penalty Kill Statistics...

	Kills	Attempts	%
Overall	95	112	84.8 (6h AHL)
Home	52	60	86.7 (6th AHL)
Road	43	52	82.7 (15th AHL)
Last 10 Games	27	29	93.1
	SH Goals Scored		1
5-on-3 Overall	3	4	75.0
Home	3	3	100.0
Road	0	1	0.0
	SH Goals Scored		0

Situational Scoring...

	For	Against
6-on-5	0	1
6-on-4	1	1
6-on-3	0	0
5-on-5	51	72
5-on-4	24	15
5-on-3	4	1
4-on-4	2	3
4-on-3	0	0
3-on-3 (including OT)	4	1
3-on-4	0	0
3-on-5	0	0
3-on-6	0	0
4-on-5	1	2
4-on-6	0	0
5-on-6	8	3
Empty Net	8	3
Penalty Shots	0	0

Shootout Statistics...

Shooter	Goals	Attempts	%
Sheldon Rempal	1	1	100.0
Brendan Brisson	0	2	0.0
Grigori Denisenko	0	2	0.0
Gage Quinney	0	2	0.0
Jonas Rondbjerg	0	1	0.0
Lukas Cormier	0	1	0.0
Jakub Brabenec	0	1	0.0
Tyler Benson	0	0	0.0
Adam Cracknell	0	0	0.0

Goaltender (W-L)	Saves	Attempts	%
Jiri Patera (0-1)	4	6	.667
Jesper Vikman (0-0)	0	0	0.0
Jordan Papirny (0-1)	3	4	.750

Team Single-Game Highs/Lows...

	Silver Knights	*Opponent*
Most Goals For:	7 (10.14 @ IA)	7 (12.30 vs ONT)
Fewest Goals For:	0 (11.21 @ BAK)	0 (12.31 @ ONT)
Most Goals in a Period:	3 (3rd, 1.3 vs SD)	5 (1st, 12.30 vs ONT)
Most Power Play Goals:	3 (1.3 vs SD)	3 (11.7 @ COL)
Most Shorthanded Goals:	1 (10.20 vs SJ)	1 (11.17 vs ABB)
Most Shots For:	47 (12.3 vs CGY)	43 (11.17 vs ABB)
Fewest Shots For:	16 (10.14 @ IA)	17 (12.23 vs SJ)
Most Shots in a Period:	21 (1st, 12.30 vs ONT)	20 (3rd, 11.17 vs ABB)
Fewest Shots in a Period:	3 (3rd, 10.14 @ IA)	2 (2nd, 12.9 @ SJ)
Fastest Goal to Start Game	:39 (Froese, 10.14 @ IA)	2:04 (De Leo, 1.3 vs SD)
Fastest Goal to Start Period	:16 (Morelli, 2nd, 10.20 vs SJ)	:25 (Tracey, 3rd, 12.16 @ SD)
Latest Goal in a Game (Regulation)	59:54 (Morelli, 12.16 @ SD)	59:44 (Wright, 11.15 vs CV)
Latest Goal in a Period	19:54 (Morelli, 3rd, 12.16 @ SD)	19:44 (Wright, 3rd, 11.15 vs CV)
Fastest Back-to-Back Goals	:11 (10.21 vs SJ)	:19 (12.3 vs CGY)
Most Power Plays	7 (12.23 vs SJ)	8 (11.15 vs CV)
Most Penalty Minutes	39 (10.13 @ IA)	41 (11.26 vs TUC)
Fewest Penalty Minutes	2 (12.27 @ BAK)	0 (12.27 @ BAK)
Longest Winning Streak	4 (12.9-12.20)	
Longest Unbeaten Streak	4 (12.9-12.20)	
Longest Losing Streak	4 (12.1-12.8)	
Longest Winless Streak	5 (11.29-12.8)	

Individual Single-Game Highs/Lows...

	Silver Knights	*Opponent*
Most Goals Scored:	3 (Cracknell, 12.9 @ SJ)	2 (Caggiula, 12.27 @ BAK)
Most Assists:	2 (Benson, 1.3 vs SD)	3 (Gushchin, 12.8 @ SJ)
Most Points:	3 (Froese, 12.31 @ ONT)	4 (Gushchin, 12.8 @ SJ)
Most Power Play Goals:	2 (Cracknell 12.9 @ SJ)	2 (Lavoie, 10.24 @ BAK)
Most Shorthanded Goals:	1 (Mayo, 10.20 vs SJ)	1 (Dries, 11.17 vs ABB)
Most Shots For:	8 (Rempal, 11.29 vs BAK)	8 (Bordeleau, 12.9 @ SJ)
Highest Plus/Minus:	3 (Bischoff, 1.3 vs SD)	5 (Moverare, 12.30 vs ONT)
Lowest Plus/Minus	-4 (Froese/Benson, 12.8 @ SJ)	-3 (Lopina, 1.3 vs SD)
Most Saves:	40 (Patera, 11.17 vs ABB)	43 (Wolf, 12.3 vs CGY)
Most Saves in a Period:	19 (Patera, 3rd, 11.17 vs ABB)	20 (Ingham 1st, 12.30 vs ONT)
Goal-Scoring Streak:	3 (Rempal 10.13-10.20)	
Assist Streak:	5 (Brisson 12.9-12.22)	
Points Streak:	5 (Brisson 12.9-12.22)	
Wins Streak (Goaltender):	3 (Saville 12.9-12.16)	
Shutout Streak, mins (Goaltender):	71:55 (Saville 12.13-12.16)	
Consecutive Starts (Goaltender):	5 (Patera 11.4-11.17)	
Consecutive Appearances (Goal):	6 (Patera 11.3-11.17)	

Multiple Points Games

3-point Performances

Denisenko (10.14, 1-2-3); Rempal (10.14, 2-1-3); Morelli (10.20, 1-2-3); Quinney (10.21, 1-2-3); Cracknell (11.8, 1-2-3); Brisson (11.15, 1-2-3); Cracknell (12.9, 3-0-3); Froese (12.31, 1-2-3)

4-point Performances

5-point Performances

Hat Tricks

Cracknell (12.9 @ SJ)

Shutouts

Wins

Date	Goaltender	Opponent	Saves	Score
12.31	Saville	ONT	24	3-0

Losses

Date	Goaltender	Opponent	Saves	Score
11.4	Silovs	ABB	23	2-0
11.21	Campbell	BAK	30	2-0

Penalty Shots

Henderson

Date	Shooter	Opponent	Goaltender	Result
12.22	Morelli	San Jose	Chrona	Miss

Opponent

Date	Shooter	Opponent	Goaltender	Result

Recent Transactions

- 12.12 D Noah Carroll reassigned to Savannah (ECHL)
- 12.17 G Jiri Patera assigned to Henderson by Vegas (NHL)
- 12.17 G Jordan Papirny assigned to Savannah (ECHL)
- 12.18 G Jiri Patera recalled by Vegas (NHL)
- 12.18 F Jonas Rondbjerg recalled by Vegas (NHL)
- 12.19 G Michel Bullion signed to professional tryout agreement (PTO)
- 12.20 G Isaiah Saville recalled by Vegas (NHL)
- 12.20 G David Tendeck signed to professional tryout agreement (PTO)
- 12.20 G David Tendeck released from professional tryout agreement (PTO)
- 12.20 F Jonas Rondbjerg assigned to Henderson by Vegas (NHL)
- 12.21 G Jordan Papirny recalled from Savannah (ECHL)
- 12.23 G Isaiah Saville assigned to Henderson by Vegas (NHL)
- 12.24 G Jordan Papirny assigned to Savannah (ECHL)
- 12.28 G Michael Bullion released from professional tryout agreement (PTO)
- 1.1 D Dysin Mayo recalled by Vegas (NHL)
- 1.2 D Dysin Mayo assigned to Henderson by Vegas (NHL)
- 1.3 F Simon Pinard recalled from Savannah (ECHL)
- 1.4 D Lukas Cormier recalled by Vegas (NHL)
- 1.4 F Grigori Denisenko recalled by Vegas (NHL)
- 1.4 D Noah Carroll recalled from Savannah (ECHL)

Upcoming Milestones

- F Byron Froese is seven points shy of 300 for his AHL career
- F Byron Froese is two games shy of 700 for his professional career (NHL, AHL, and ECHL)
- F Sheldon Rempal is seven goals shy of 100 for his AHL career
- F Sheldon Rempal is two games shy of 300 for AHL career
- F Adam Cracknell is five games shy of 1,100 for professional career (NHL, AHL, ECHL, and Europe)
- F Tyler Benson is three games shy of 300 for professional career (NHL, AHL, and Europe)

Milestones Achieved

- Head Coach Ryan Craig earned first career head coaching victory @ Iowa on 10.13.23
- F Jakub Brabenec recorded first AHL point with an assist @ Iowa on 10.13.23
- F Adam Cracknell scored 200th AHL goal @ Iowa on 10.14.23
- F Tyler Benson recorded 200th professional point @ Iowa on 10.14.23
- D Christoffer Sedoff recorded first AHL point with an assist @ Iowa on 10.14.23
- F Jakub Demek recorded first AHL point with an assist @ Iowa on 10.14.23
- F Jakub Brabenec scored first AHL goal vs San Jose on 10.20.23
- G Jesper Vikman earned first AHL win vs San Jose on 10.21.23
- F Mason Morelli played in his 200th career AHL game @ Bakersfield on 10.24.23
- F Mason Geertsen recorded 800th professional penalty minute @ San Jose on 10.25.23
- F Alex Swetlikoff scored first AHL goal vs Ontario on 10.27.23
- F Adam Cracknell played in his 700th career AHL game @ Abbotsford on 11.3.23
- F Gage Quinney played in his 300th career AHL game vs Coachella Valley on 11.15.23
- F Mason Morelli recorded his 100th career AHL point vs Coachella Valley on 11.15.23
- F Gage Quinney recorded his 100th career AHL goal vs Tucson on 11.26.23
- F Mason Primeau played in his 100th career AHL game vs Bakersfield on 11.29.23
- D Layton Ahac played in his 100th career AHL game vs Calgary on 12.3.23
- Silver Knights earned 100th regular-season victory in franchise history @ San Jose on 12.9.23
- G Isaiah Saville recorded first career AHL shutout @ Ontario on 12.31.23

Franchise History...

General Managers

Year	Name	Record	Pts
2020-21	Kelly McCrimmon	25-13-0-1	51
2021-22	Tim Speltz	35-28-4-1	75
2022-23	Tim Speltz	29-38-0-5	63
2023-24	Tim Speltz	17-13-1-2	37

Head Coaches

Year	Name	Record	Pts
2020-21	Manny Viveiros	25-13-0-1	51
2021-22	Manny Viveiros	35-28-4-1	75
2022-23	Manny Viveiros	29-38-0-5	63
2023-24	Ryan Craig	17-13-1-2	37

Team Captains

Year	Captain
2020-21	Patrick Brown; Ryan Murphy**
2021-22	Brayden Pachal
2022-23	Brayden Pachal
2023-24	Jake Bischoff
**Mid-season Replacement	

Silver Knights All-Stars

Year	Name
2020-21	No All-Star Game (Covid-19)
2021-22	No All-Star Game (Covid-19)
2022-23	Daniil Miromanov; Brayden Pachal**
2023-24	Adam Cracknell
**Chosen replacement for selected player	

All-Time Leader - Goals

#	Name	Seasons	Total
1	Gage Quinney	2020-24	52
2	Pavel Dorofeyev	2020-23	45
3	Sheldon Rempal	2022-24	37
4	Jonas Rondbjerg	2020-24	36
5	Ben Jones	2020-22	32

All-Time Leader - Assists

#	Name	Seasons	Total
1	Gage Quinney	2020-24	68
2	Sheldon Rempal	2022-24	48
3	Jonas Rondbjerg	2020-24	46
4	Daniil Miromanov	2020-23	42
5	Brendan Brisson	2021-24	37

All-Time Leader - Points

#	Name	Seasons	Total
1	Gage Quinney	2020-24	120
2	Sheldon Rempal	2022-24	85
3	Pavel Dorofeyev	2020-23	82
4	Jonas Rondbjerg	2020-24	82
5	Brendan Brisson	2021-24	68

All-Time Leader - Games Played

#	Name	Seasons	Total
1	Jonas Rondbjerg	2020-24	153
2	Brayden Pachal	2020-23	144
3	Gage Quinney	2020-24	144
4	Maxim Marushev	2020-23	125
5	Pavel Dorofeyev	2020-23	119

All-Time Leader - Penalty Minutes

#	Name	Seasons	Total
1	Jermaine Loewen	2020-23	223
2	Brayden Pachal	2020-23	196
3	Ben Jones	2020-22	113
4	Zack Hayes	2020-23	105
5	Kaedan Korczak	2020-23	104

All-Time Leader - Plus/Minus

#	Name	Seasons	Total
1	Zack Hayes	2020-23	31
2	Pavel Dorofeyev	2020-23	19
3	Danny O'Regan	2020-21	16
4	Carl Dahlstrom	2020-21	13
5	Gage Quinney	2020-24	13



Mason Geertsen 4

(MAY-suhn GUHRT-suhn)

Forward | 6-4 | 228 | Apr. 19, 1995 | Drayton Valley, AB

Drafted: 2013, Colorado Avalanche - 4th Rd (93rd Overall)

			Regular Season						Playoffs					
Year	Team	LGE	GP	G	A	P	PIM	+/-	GP	G	A	P	PIM	+/-
2010-11	Edmonton Oil Kings	WHL	3	0	0	0	2	-1	-	-	-	-	-	-
2011-12	Edmonton Oil Kings	WHL	34	0	3	3	70	5	-	-	-	-	-	-
2012-13	Edmonton Oil Kings	WHL	15	0	4	4	32	-2	-	-	-	-	-	-
2012-13	Vancouver Giants	WHL	58	2	8	10	98	-26	-	-	-	-	-	-
2013-14	Vancouver Giants "A"	WHL	66	4	19	23	126	-5	4	0	0	0	14	-8
2014-15	Vancouver Giants "A"	WHL	69	13	25	38	107	3	-	-	-	-	-	-
2014-15	Lake Erie Monsters	AHL	9	0	0	0	2	-3	-	-	-	-	-	-
2015-16	San Antonio Rampage	AHL	42	0	8	8	62	-1	-	-	-	-	-	-
2015-16	Fort Wayne Komets	ECHL	21	1	3	4	18	0	14	0	3	3	15	4
2016-17	San Antonio Rampage	AHL	36	0	4	4	52	-18						
2016-17	Colorado Eagles	ECHL	9	0	5	5	14	-1	19	1	3	4	42	4
2017-18	San Antonio Rampage	AHL	72	3	6	9	117	-7	-	-	-	-	-	-
2018-19	Colorado Eagles	AHL	58	3	13	16	134	5	4	0	0	0	8	-2
2019-20	Hartford Wolf Pack	AHL	60	0	8	8	109	0	-	-	-	-	-	-
2020-21	Hartford Wolf Pack	AHL	20	3	2	5	43	1	-	-	-	-	-	-
2021-22	New Jersey Devils	NHL	25	0	0	0	77	-6	-	-	-	-	-	-
2022-23	Utica Comets	AHL	61	4	4	8	136	-8	4	0	2	2	4	-2
2023-24	Henderson Silver Knights	AHL	24	2	0	2	79	-4	-	-	-	-	-	-
	Junior Total		*245*	*19*	*59*	*78*	*435*	*-26*	*4*	*0*	*0*	*0*	*14*	*-8*
	Professional Total		*437*	*16*	*53*	*69*	*843*	*-42*	*41*	*1*	*0*	*0*	*0*	*0*
	NHL Total		*25*	*0*	*0*	*0*	*77*	*-6*	*0*	*0*	*0*	*0*	*0*	*0*
	AHL Total		*382*	*15*	*45*	*60*	*734*	*-35*	*4*	*0*	*2*	*2*	*4*	*-2*
	Henderson Total		*24*	*2*	*0*	*2*	*79*	*-4*	*0*	*0*	*0*	*0*	*0*	*0*

Career Highlights

- Signed contract with Vegas on 7/2/23
- Ranked 7th in AHL in PIM in 2022-23, 6th in 2018-19
- 2017 Kelly Cup Champion with ECHL Colorado
- 2012 WHL Champion with Edmonton
- 2018-19 AHL All-Star



AHL Single-Game Highs

Goals: 2 (1/14/23 @ BRI)
Assists: 3 (10/19/18 vs ONT)
Points: 3 (10/19/18 vs ONT)
PIM: 35 (12/10/22 @ SYR)
Hat Tricks: None

AHL Longest Streaks

Goals: 2 (5/1/21-5/4/21)
Assists: 2 (Occurred 3 times)
Points: 3 (2/12/19-2/16/19)

AHL Firsts

First Game: 3/31/15 vs MIL
First Goal: 10/20/17 @ TEX
First Assist: 10/24/15 vs STK

HENDERSON SILVER KNIGHTS



Daniil Chayka

5

(DAN-yehl CHAY-kuh)

Defense | 6-3 | 200 | Oct 22, 2002 | Moscow, RUS

Drafted: 2021, Vegas Golden Knights - 2nd Rd (38th Overall)

			Regular Season						Playoffs					
Year	Team	LGE	GP	G	A	P	PIM	+/-	GP	G	A	P	PIM	+/-
2018-19	Guelph Storm	OHL	56	5	9	14	2	21	20	0	0	0	0	0
2019-20	Guelph Storm	OHL	56	11	23	34	18	9	-	-	-	-	-	-
2020-21	CSKA Moskva	KHL	11	1	1	2	0	-2	-	-	-	-	-	-
2020-21	Zvezda Moskva	VHL	10	0	1	1	0	-1	3	0	0	0	0	-1
2020-21	Krasnaya Armiya Moskva	MHL	5	1	3	4	2	4	6	0	1	1	2	0
2021-22	Guelph Storm	OHL	53	7	32	39	22	4	4	0	0	0	0	-2
2022-23	Henderson Silver Knights	AHL	57	2	6	8	6	-19	-	-	-	-	-	-
2023-24	Henderson Silver Knights	AHL	30	0	5	5	8	-10	-	-	-	-	-	-
	Junior Total		*170*	*24*	*67*	*91*	*44*	*38*	*30*	*0*	*1*	*1*	*2*	*-2*
	Professional Total		*108*	*3*	*13*	*16*	*14*	*-32*	*3*	*0*	*0*	*0*	*0*	*-1*
	AHL Total		*87*	*2*	*11*	*13*	*14*	*-29*	*0*	*0*	*0*	*0*	*0*	*0*
	Henderson Total		*87*	*2*	*11*	*13*	*14*	*-29*	*0*	*0*	*0*	*0*	*0*	*0*

Career Highlights

- Signed entry-level contract with Vegas on 9/26/21
- Scored first AHL goal on 3/2/23 vs Abbotsford
- Gold Medal with Team Russia at 2019 Hlinka Gretzky Cup
- 2019 OHL Champion with Guelph
- 2018-19 OHL Second All-Rookie Team
- Gold Medal with Team Russia at 2018 U17 World Hockey Championship



AHL Single-Game Highs

Goals: 1
Assists: 1
Points: 1
PIM: 2
Hat Tricks: None

AHL Longest Streaks

Goals: 1
Assists: 1
Points: 2 (3/31/23-4/5/23)

AHL Firsts

First Game: 10/18/22 @ ONT
First Goal: 3/2/23 vs ABB
First Assist: 11/15/22 @ TUC

HENDERSON SILVER KNIGHTS



Mason Morelli 11

(MAY-suhn mohr-EHL-ee)

Forward | 6-0 | 210 | Feb 1, 1996 | Minot, ND

Drafted: Undrafted

			Regular Season						Playoffs					
Year	Team	LGE	GP	G	A	P	PIM	+/-	GP	G	A	P	PIM	+/-
2013-14	Fargo Force	USHL	57	6	9	15	72	-29	-	-	-	-	-	-
2014-15	Fargo Force	USHL	56	12	11	23	52	-14	-	-	-	-	-	-
2015-16	U. of Nebraska-Omaha	NCAA	31	7	4	11	28	0	-	-	-	-	-	-
2016-17	U. of Nebraska-Omaha	NCAA	37	7	11	18	43	3	-	-	-	-	-	-
2017-18	U. of Nebraska-Omaha	NCAA	16	4	10	14	28	0	-	-	-	-	-	-
2018-19	U. of Nebraska-Omaha "C"	NCAA	36	19	15	34	12	-16	-	-	-	-	-	-
2018-19	Stockton Heat	AHL	9	3	1	4	6	7	-	-	-	-	-	-
2019-20	Stockton Heat	AHL	31	4	4	8	15	-6	-	-	-	-	-	-
2019-20	Kansas City Mavericks	ECHL	5	3	4	7	2	2	-	-	-	-	-	-
2020-21	Hershey Bears	AHL	15	0	5	5	21	8	-	-	-	-	-	-
2020-21	South Carolina Stingrays	ECHL	11	4	5	9	2	6	-	-	-	-	-	-
2021-22	Hershey Bears	AHL	68	12	21	33	56	8	3	0	1	1	2	0
2022-23	Hershey Bears	AHL	72	12	29	41	72	19	20	5	8	13	28	4
2023-24	Henderson Silver Knights	AHL	31	10	9	19	18	1	-	-	-	-	-	-
	Junior Total		*113*	*18*	*20*	*38*	*124*	*-43*	*0*	*0*	*0*	*0*	*0*	*0*
	NCAA Total		*120*	*37*	*40*	*77*	*111*	*-13*	*0*	*0*	*0*	*0*	*0*	*0*
	Professional Total		*242*	*48*	*78*	*126*	*192*	*45*	*23*	*5*	*9*	*14*	*30*	*4*
	AHL Total		*226*	*41*	*69*	*110*	*188*	*37*	*23*	*5*	*9*	*14*	*30*	*4*
	Henderson Total		*31*	*10*	*9*	*19*	*18*	*1*	*0*	*0*	*0*	*0*	*0*	*0*

Career Highlights

- Signed contract with Vegas on 7/2/23
- 2023 Calder Cup Champion with Hershey
- Recorded 100th AHL point on 11/15/23 vs CV
- Tied for 2nd on Hershey in plus/minus in 2022-23, ranked fourth in scoring
- Named to 2019 NCHC Second All-Star Team



AHL Single-Game Highs

Goals: 2 (Occurred 3 times)
Assists: 3 (12/29/21 vs WBS)
Points: 4 (12/29/21 vs WBS)
PIM: 19 (12/28/22 vs PRO)
Hat Tricks: 1 (11/9/19 vs SJ)

AHL Longest Streaks

Goals: 3 (Occurred twice)
Assists: 3 (Occurred 3 times)
Points: 5 (2/4/22-2/13/22)

AHL Firsts

First Game: 3/22/19 vs IA
First Goal: 4/10/19 vs ONT
First Assist: 3/24/19 vs IA

HENDERSON SILVER KNIGHTS™



Jakub Brabenec 12

(JAY-kuhb BRA-buh-nehts)

Forward | 6-1 | 180 | Sep 11, 2003 | Jihlava, CZE

Drafted: 2021, Vegas Golden Knights - 4th Rd (102nd Overall)

			Regular Season						Playoffs					
Year	Team	LGE	GP	G	A	P	PIM	+/-	GP	G	A	P	PIM	+/-
2019-20	HC Kometa Brno	Czechia	2	1	0	1	0	1	-	-	-	-	-	-
2019-20	HC Stadion Litomerice	Czech2	10	0	0	0	0	-3	-	-	-	-	-	-
2020-21	HC Kometa Brno	Czechia	23	0	1	1	4	2	-	-	-	-	-	-
2020-21	SK Horacka	Czech2	3	0	0	0	0	-2	-	-	-	-	-	-
2021-22	Charlottetown Islanders	QMJHL	58	17	47	64	8	27	15	5	14	19	14	9
2022-23	Charlottetown Islanders	QMJHL	28	8	17	25	16	-7	-	-	-	-	-	-
2022-23	Sherbrooke Phoenix	QMJHL	26	10	25	35	10	35	14	2	7	9	12	3
2023-24	Henderson Silver Knights	AHL	22	4	4	8	10	-4	-	-	-	-	-	-
	Junior Total		*112*	*35*	*89*	*124*	*34*	*55*	*29*	*7*	*21*	*28*	*26*	*12*
	Professional Total		*60*	*5*	*5*	*10*	*14*	*-6*	*0*	*0*	*0*	*0*	*0*	*0*
	AHL Total		*22*	*4*	*4*	*8*	*10*	*-4*	*0*	*0*	*0*	*0*	*0*	*0*
	Henderson Total		*22*	*4*	*4*	*8*	*10*	*-4*	*0*	*0*	*0*	*0*	*0*	*0*

Career Highlights

- Signed entry-level contract with Vegas Golden Knights on 12/11/22
- Won Silver Medal at 2022 World Juniors with Czechia
- Named QMJHL Rookie of the Year and Offensive Rookie of the Year in 2022
- Led all QMJHL rookies in assists and points in 2021-22
- Represented Czechia at 2021 U18 World Juniors
- Teammate of Lukas Cormier and Patrick Guay with Charlottetown



AHL Single-Game Highs

Goals: 2 (12/13/23 @ ONT)
Assists: 1
Points: 2 (12/13/23 @ ONT)
PIM: 2
Hat Tricks: None

AHL Longest Streaks

Goals: 1
Assists: 2 (10/13/23-10/14/23)
Points: 4 (10/13/23-10/21/23)

AHL Firsts

First Game: 10/13/23 @ IA
First Goal: 10/20/23 vs SJ
First Assist: 10/13/23 @ IA



Jakub Demek

13

(YAH-kuhb DEHM-ehk)

Forward | 6-4 | 210 | Jun 6, 2003 | Kosice, SVK

Drafted: 2021, Vegas Golden Knights - 4th Rd (128th Overall)

			Regular Season						Playoffs					
Year	Team	LGE	GP	G	A	P	PIM	+/-	GP	G	A	P	PIM	+/-
2019-20	HC Kosice U20	SVK20	29	9	8	17	24	-17	-	-	-	-	-	-
2019-20	Team Slovakia U18	SVK20	19	7	5	12	14	-16	-	-	-	-	-	-
2019-20	Team Slovakia U18	SVK2	17	4	6	10	4	-13	-	-	-	-	-	-
2020-21	Team Slovakia U18	SVK20	3	1	3	4	2	1	-	-	-	-	-	-
2020-21	Team Slovakia U18	SVK2	25	4	9	13	10	-9	-	-	-	-	-	-
2020-21	HC Kosice	SVK	10	0	2	2	4	-1	2	0	0	0	2	-1
2021-22	Edmonton Oil Kings	WHL	55	20	34	54	39	18	19	5	12	17	16	8
2022-23	Kamloops Blazers	WHL	15	4	7	11	14	2	14	4	7	11	10	6
2023-24	Henderson Silver Knights	AHL	27	3	5	8	16	-6	-	-	-	-	-	-
	Junior Total		*121*	*41*	*57*	*98*	*93*	*-12*	*33*	*9*	*19*	*28*	*26*	*14*
	Professional Total		*79*	*11*	*22*	*33*	*34*	*-29*	*2*	*0*	*0*	*0*	*2*	*-1*
	AHL Total		*27*	*3*	*5*	*8*	*16*	*-6*	*0*	*0*	*0*	*0*	*0*	*0*
	Henderson Total		*27*	*3*	*5*	*8*	*16*	*-6*	*0*	*0*	*0*	*0*	*0*	*0*

Career Highlights

- Signed entry-level contract with Vegas on 10/8/23
- 2022 WHL Champion with Edmonton
- Ranked fifth in WHL playoff rookie scoring in 2021-22

AHL Single-Game Highs

Goals: 1
Assists: 1
Points: 2 (10/25/23 @ SJ)
PIM: 4 (10/21/23 vs SJ)
Hat Tricks: None

AHL Longest Streaks

Goals: 1
Assists: 1
Points: 1

AHL Firsts

First Game: 10/13/23 @ IA
First Goal: 10/25/23 @ SJ
First Assist: 10/14/23 @ IA





Christoffer Sedoff

15

(KRIHS-tuh-fuhr SEHD-awf)

Defense | 6-1 | 201 | Feb 20, 2002 | Helsinki, FIN

Drafted: Undrafted

			Regular Season						Playoffs					
Year	Team	LGE	GP	G	A	P	PIM	+/-	GP	G	A	P	PIM	+/-
2018-19	HIFK U20	U20Liiga	32	0	3	3	18	-6	4	0	0	0	2	-3
2019-20	Red Deer Rebels	WHL	61	5	14	19	40	-13	-	-	-	-	-	-
2020-21	HIFK U20	U20Liiga	6	0	2	2	0	2	-	-	-	-	-	-
2020-21	FPS	Mestis	7	0	1	1	6	-2	-	-	-	-	-	-
2020-21	SaiPa	Liiga	26	0	2	2	8	-4	-	-	-	-	-	-
2021-22	Red Deer Rebels "A"	WHL	65	;7	54	61	52	16	8	0	2	2	6	-1
2022-23	Red Deer Rebels "A"	WHL	59	5	46	51	24	14	12	4	3	7	4	6
2023-24	Henderson Silver Knights	AHL	29	0	7	7	10	-2	-	-	-	-	-	-
	Junior Total		*223*	*10*	*119*	*136*	*134*	*13*	*24*	*4*	*5*	*9*	*12*	*2*
	Professional Total		*62*	*0*	*10*	*10*	*24*	*-8*	*0*	*0*	*0*	*0*	*0*	*0*
	AHL Total		*29*	*0*	*7*	*7*	*10*	*-2*	*0*	*0*	*0*	*0*	*0*	*0*
	Henderson Total		*29*	*0*	*7*	*7*	*10*	*-2*	*0*	*0*	*0*	*0*	*0*	*0*

Career Highlights

- Signed entry-level contract with Vegas on 3/2/23
- WHL (Central) First All-Star Team in 2022 and 2023
- Ranked fifth among WHL defensemen in assists in 2021-22
- U17 World Hockey Championship Silver Medal with Finland

AHL Single-Game Highs

Goals: ---
Assists: 2 (12/3/23 vs CGY)
Points: 2 (12/3/23 vs CGY)
PIM: 2
Hat Tricks: None

AHL Longest Streaks

Goals: ---
Assists: 1
Points: 1

AHL Firsts

First Game: 10/13/23 @ IA
First Goal: ---
First Assist: 10/14/23 @ IA



HENDERSON SILVER KNIGHTS



Brendan Brisson

19

(BREHN-duhn Brih-SAHN)

Forward | 6-0 | 191 | Oct. 22, 2001 | Manhattan Beach, CA

Drafted: 2020, Vegas Golden Knights - 1st Rd (29th Overall)

			Regular Season						Playoffs					
Year	Team	LGE	GP	G	A	P	PIM	+/-	GP	G	A	P	PIM	+/-
2018-19	Green Bay Gamblers	USHL	6	1	0	1	2	-1	-	-	-	-	-	-
2019-20	Chicago Steel	USHL	45	24	35	59	50	17	-	-	-	-	-	-
2020-21	University of Michigan	NCAA	24	10	11	21	18	10	-	-	-	-	-	-
2021-22	University of Michigan	NCAA	38	21	21	42	32	17	-	-	-	-	-	-
2021-22	Henderson Silver Knights	AHL	6	3	5	8	4	0	2	0	0	0	0	1
2022-23	Henderson Silver Knights	AHL	58	18	19	37	56	-2	-	-	-	-	-	-
2022-23	Henderson Silver Knights	AHL	33	10	13	23	26	2	-	-	-	-	-	-
	Junior Total		*51*	*25*	*35*	*60*	*52*	*16*	*0*	*0*	*0*	*0*	*0*	*0*
	NCAA Total		*62*	*31*	*32*	*63*	*50*	*27*	*0*	*0*	*0*	*0*	*0*	*0*
	Professional Total		*97*	*31*	*37*	*68*	*86*	*0*	*2*	*0*	*0*	*0*	*0*	*1*
	AHL Total		*97*	*31*	*37*	*68*	*86*	*0*	*2*	*0*	*0*	*0*	*0*	*1*
	Henderson Total		*97*	*31*	*37*	*68*	*86*	*0*	*2*	*0*	*0*	*0*	*0*	*1*

Career Highlights

- Signed entry-level contract with Vegas on 4/30/22
- Set HSK record for goals in a season by a rookie in 2022-23
- NCAA B1G Second All-Star Team in 2022
- Represented United States at 2022 Winter Olympics
- Won gold medal with United States at 2021 World Junior Championship
- Represented United States at 2022 Winter Olympics
- USHL Rookie of the Year and First Team All-Star in 2019-20



AHL Single-Game Highs

Goals: 2 (Occurred 3 times)
Assists: 3 (12/16/22 vs SJ)
Points: 3 (Occurred 4 times)
PIM: 22 (3/25/23 @ CV)
Hat Tricks: None

AHL Longest Streaks

Goals: 3 (4/13/22-4/16/22)
Assists: 5 (12/9/23-12/22/23)
Points: 5 (Occurred twice)

AHL Firsts

First Game: 4/13/22 vs STK
First Goal: 4/13/22 vs STK
First Assist: 4/15/22 vs STK



Adam Cracknell "A" 24

(A-duhm KRAK-nehl)

Forward | 6-3 | 211 | Jul. 15, 1985 | Prince Albert, SK

Drafted: 2004, Calgary Flames - 9th Rd (279th Overall)

			Regular Season						Playoffs					
Year	Team	LGE	GP	G	A	P	PIM	+/-	GP	G	A	P	PIM	+/-
2002-06	Kootenay Ice	WHL	283	94	119	213	250	26	37	10	13	23	16	-7
2005-06	Omaha Ak-Sar-Ben Knights	AHL	6	1	2	3	2	-1	-	-	-	-	-	-
2006-07	Las Vegas Wranglers	ECHL	31	8	14	22	35	-4	8	3	3	6	6	3
2007-08	Quad City Flames	AHL	4	1	0	1	0	0	-	-	-	-	-	-
2007-08	Las Vegas Wranglers	ECHL	61	29	30	59	47	12	21	9	13	22	4	6
2008-09	Quad City Flames	AHL	79	10	16	26	36	-12	-	-	-	-	-	-
2009-10	Peoria Rivermen	AHL	76	17	21	38	40	2	-	-	-	-	-	-
2010-11	St. Louis Blues	NHL	24	3	4	7	8	1	-	-	-	-	-	-
2010-11	Peoria Rivermen	AHL	61	6	19	25	54	1	4	2	0	2	0	-1
2011-12	St. Louis Blues	NHL	2	1	0	1	0	1	-	-	-	-	-	-
2011-12	Peoria Rivermen "C"	AHL	72	23	26	49	54	18	-	-	-	-	-	-
2012-13	St. Louis Blues	NHL	20	2	4	6	4	3	5	0	0	0	0	-1
2012-13	Peoria Rivermen "A"	AHL	49	17	16	33	26	6	-	-	-	-	-	-
2013-14	St. Louis Blues	NHL	19	0	2	2	0	0	5	1	0	1	2	0
2013-14	Chicago Wolves	AHL	28	12	13	25	8	9	7	3	1	4	2	-1
2014-15	Columbus Blue Jackets	NHL	17	0	1	1	2	-8	-	-	-	-	-	-
2014-15	Springfield Falcons	AHL	18	3	4	7	2	-3	-	-	-	-	-	-
2014-15	Chicago Wolves	AHL	22	7	6	13	8	-1	5	1	0	1	4	0
2015-16	Vancouver Canucks	NHL	44	5	5	10	14	1	-	-	-	-	-	-
2015-16	Edmonton Oilers	NHL	8	0	0	0	6	-2	-	-	-	-	-	-
2016-17	Dallas Stars	NHL	69	10	6	16	12	9	-	-	-	-	-	-
2017-18	Dallas Stars	NHL	1	0	0	0	0	0	-	-	-	-	-	-
2017-18	NY Rangers	NHL	4	0	0	0	0	-1	-	-	-	-	-	-
2017-18	Hartford Wolf Pack	AHL	15	2	1	3	6	-5	-	-	-	-	-	-
2017-18	Laval Rocket	AHL	54	27	21	48	42	-27	-	-	-	-	-	-
2018-19	Toronto Marlies	AHL	14	3	7	10	10	0	-	-	-	-	-	-
2018-19	San Diego Gulls	AHL	32	15	13	28	18	11	15	7	9	16	0	3
2018-19	Anaheim Ducks	NHL	2	0	0	0	0	-1	-	-	-	-	-	-
2019-20	Kunlun Red Star "A"	KHL	52	10	14	24	16	1	-	-	-	-	-	-
2020-21	Esbjerg Energy	DEN	17	9	13	22	34	-	-	-	-	-	-	-
2020-21	Bakersfield Condors	AHL	39	11	19	30	10	2	6	3	7	10	0	5
2021-22	Bakersfield Condors	AHL	58	21	26	47	16	6	5	1	0	1	2	-1
2022-23	Tucson Roadrunners "C"	AHL	64	21	32	53	34	12	3	1	1	2	0	-2
2023-24	Henderson Silver Knights "A"	AHL	33	13	10	23	8	-4	-	-	-	-	-	-
	Junior Total		*283*	*94*	*119*	*213*	*250*	*26*	*37*	*10*	*13*	*23*	*16*	*-7*
	Professional Total		*1095*	*287*	*345*	*632*	*552*	*26*	*84*	*31*	*34*	*65*	*20*	*11*
	AHL Total		*724*	*210*	*252*	*462*	*374*	*14*	*45*	*18*	*18*	*36*	*8*	*3*
	NHL Total		*210*	*21*	*22*	*43*	*46*	*3*	*10*	*1*	*0*	*1*	*2*	*-1*
	Henderson Total		*33*	*13*	*10*	*23*	*8*	*-4*	*0*	*0*	*0*	*0*	*0*	*0*

Career Highlights

- Signed AHL contract with Silver Knights on 7/5/23
- Named AHL All-Star playing captain for 2024
- 2021 Pacific Division Champion with Bakersfield
- Represented Canada at 2022 Winter Olympics and 2018 Spengler Cup
- Only remaining active player to appear in a game for the Las Vegas Wranglers



AHL Single-Game Highs

Goals: 3 (Occurred twice)
Assists: 3 (Occurred 3 times)
Points: 4 (Occurred twice)
PIM: 15 (Occurred twice)
Hat Tricks: 2 (Most recent: 12/9/23 @ SJ)

AHL Longest Streaks

Goals: 6 (1/9/19-1/21/19)
Assists: 5 (10/27/21-11/6/21)
Points: 9 (3/23/18-4/7/18)

HENDERSON SILVER KNIGHTS



Brandon Hickey

41

(BRAN-duhn HICK-ee)

Defense | 6-2 | 195 | Apr. 13, 1996 | Leduc, AB

Drafted: 2014, Calgary Flames - 3rd Rd (64th Overall)

			Regular Season						Playoffs					
Year	Team	LGE	GP	G	A	P	PIM	+/-	GP	G	A	P	PIM	+/-
2014-15	Boston University	NCAA	41	6	11	17	18	19	-	-	-	-	-	-
2015-16	Boston University	NCAA	36	5	3	8	28	0	-	-	-	-	-	-
2016-17	Boston University	NCAA	35	4	11	15	41	7	-	-	-	-	-	-
2017-18	Boston University 'C'	NCAA	35	6	8	14	45	-5	-	-	-	-	-	-
2018-19	Rochester Americans	AHL	38	1	8	9	18	12	-	-	-	-	-	-
2019-20	Rochester Americans	AHL	23	1	1	2	12	-1	-	-	-	-	-	-
2020-21	Chicago Wolves	AHL	15	1	1	2	7	7	-	-	-	-	-	-
2021-22	Henderson Silver Knights	AHL	13	0	2	2	8	1	-	-	-	-	-	-
2021-22	Abbotsford Canucks	AHL	15	1	1	2	2	-4	-	-	-	-	-	-
2022-23	Florida Everblades	ECHL	22	3	4	7	8	9	22	0	3	3	30	2
2022-23	Henderson Silver Knights	AHL	17	1	1	2	8	3	-	-	-	-	-	-
2023-24	Henderson Silver Knights	AHL	12	0	2	2	4	-5	-	-	-	-	-	-
	College Total		*147*	*21*	*33*	*54*	*132*	*21*	*0*	*0*	*0*	*0*	*0*	*0*
	Professional Total		*155*	*8*	*20*	*28*	*67*	*22*	*22*	*0*	*3*	*3*	*30*	*2*
	AHL Total		*133*	*5*	*16*	*21*	*59*	*13*	*0*	*0*	*0*	*0*	*0*	*0*
	Henderson Total		*42*	*1*	*5*	*6*	*20*	*-1*	*0*	*0*	*0*	*0*	*0*	*0*

Career Highlights

- Kelly Cup Champion with ECHL Florida in 2022-23
- Hockey East Champion in 2015 and 2018 with Boston University
- Spengler Cup champion with Team Canada in 2018



AHL Single-Game Highs

Goals: 1
Assists: 1
Points: 1
PIM: 5 (3/14/21 vs CHI)
Hat Tricks: None

AHL Longest Streaks

Goals: 1
Assists: 3 (3/29/19-4/6/19)
Points: 3 (3/29/19-4/6/19)

AHL Firsts

First Game: 10/5/18 vs CHA
First Goal: 10/20/18 @ BEL
First Assist: 12/8/18 @ SYR



Layton Ahac

44

(LAY-tuhn AY-hack)

Defense | 6-2 | 205 | Feb. 22, 2001 | North Vancouver, BC

Drafted: 2019, Vegas Golden Knights - 3rd Rd (86th Overall)

			Regular Season						*Playoffs*					
Year	Team	LGE	GP	G	A	P	PIM	+/-	GP	G	A	P	PIM	+/-
2019-20	Ohio State University	NCAA	36	0	3	3	25	10	-	-	-	-	-	-
2020-21	Ohio State University	NCAA	27	1	8	9	21	-7	-	-	-	-	-	-
2020-21	Henderson Silver Knights	AHL	13	0	2	2	4	2	1	0	0	0	0	-1
2021-22	Henderson Silver Knights	AHL	31	0	5	5	8	-3	2	1	0	1	2	0
2022-23	Henderson Silver Knights	AHL	34	1	3	4	16	-2	-	-	-	-	-	-
2023-24	Henderson Silver Knights	AHL	33	0	2	2	23	-11	-	-	-	-	-	-
	NCAA Total		*63*	*1*	*11*	*12*	*46*	*3*	*0*	*0*	*0*	*0*	*0*	*0*
	Professional Total		*111*	*1*	*12*	*13*	*51*	*-14*	*3*	*1*	*0*	*1*	*2*	*0*
	AHL Total		*111*	*1*	*12*	*13*	*51*	*-14*	*3*	*1*	*0*	*1*	*2*	*0*
	Henderson Total		*111*	*1*	*12*	*13*	*51*	*-14*	*3*	*1*	*0*	*1*	*2*	-

Career Highlights

- Signed to entry-level contract with Vegas on 3/30/21
- Scored first AHL goal on 10/15/22 vs TUC
- 2019 BCHL Champion with Prince George Spruce Kings
- 2018-19 BCHL Second Team All-Star
- Finalist for BCHL Defenseman of the Year in 2019
- 2017-18 BCHL All-Rookie Team



AHL Single-Game Highs

Goals: 1
Assists: 2 (4/23/22 vs SJ)
Points: 2 (Occurred twice)
PIM: 5 (10/13/23 @ IA)
Hat Tricks: None

AHL Longest Streaks

Goals: 1
Assists: 2 (5/15/21-5/16/21)
Points: 2 (5/15/21-5/16/21)

AHL Firsts

First Game: 4/15/21 vs TUC
First Goal: 5/6/22 vs COL
First Assist: 5/15/21 vs BAK

HENDERSON SILVER KNIGHTS™



Jake Bischoff "C" 45

(JAYK BIHSH-awf)

Defense | 6-1 | 195 | Jul. 25, 1994 | Cambridge, MN

Drafted: 2012, NY Islanders - 7th Rd (185th Overall)

			Regular Season						Playoffs					
Year	Team	LGE	GP	G	A	P	PIM	+/-	GP	G	A	P	PIM	+/-
2011-12	Omaha Lancers	USHL	10	0	1	1	2	0	-	-	-	-	-	-
2012-13	Omaha Lancers	USHL	12	0	2	2	0	-6	-	-	-	-	-	-
2013-14	Univ. of Minnesota	NCAA	28	3	4	7	8	15	-	-	-	-	-	-
2014-15	Univ. of Minnesota	NCAA	36	3	8	11	0	10	-	-	-	-	-	-
2015-16	Univ. of Minnesota "A"	NCAA	37	6	12	18	14	1	-	-	-	-	-	-
2016-17	Univ. of Minnesota "A"	NCAA	38	5	27	32	16	11	-	-	-	-	-	-
2016-17	Bridgeport Sound Tigers	AHL	6	2	1	3	2	-2	-	-	-	-	-	-
2017-18	Chicago Wolves	AHL	69	7	16	23	34	23	3	0	0	0	0	-1
2018-19	Chicago Wolves	AHL	60	2	11	13	20	11	22	0	5	5	2	5
2019-20	Vegas Golden Knights	NHL	4	0	0	0	4	-2	-	-	-	-	-	-
2019-20	Chicago Wolves	AHL	52	3	6	9	24	-15	-	-	-	-	-	-
2020-21	Henderson Silver Knights "A"	AHL	7	1	1	2	2	2	-	-	-	-	-	-
2021-22	Did Not Play	--	-	-	-	-	-	-	-	-	-	-	-	-
2022-23	Henderson Silver Knights "A"	AHL	56	5	11	16	22	-8	-	-	-	-	-	-
2023-24	Henderson Silver Knights "C"	AHL	32	2	12	14	15	4	-	-	-	-	-	-
	Junior Total		*22*	*0*	*3*	*3*	*2*	*-6*	*0*	*0*	*0*	*0*	*0*	*0*
	NCAA Total		*139*	*17*	*51*	*68*	*38*	*37*	-	-	-	-	-	-
	Professional Total		*286*	*22*	*58*	*80*	*123*	*13*	*25*	*0*	*5*	*5*	*2*	*4*
	AHL Total		*282*	*22*	*58*	*80*	*119*	*15*	*25*	*0*	*5*	*5*	*2*	*4*
	NHL Total		*4*	*0*	*0*	*0*	*4*	*-2*	*0*	*0*	*0*	*0*	*0*	*0*
	Henderson Total		*95*	*8*	*24*	*32*	*39*	*-2*	*0*	*0*	*0*	*0*	*0*	*0*

Career Highlights

- Made NHL debut with Vegas Golden Knights on 10/19/19 @ PIT
- B1G Conference Defensive Player of the Year in 2016-17
- B1G Conference First All-Star Team in 2016-17
- B1G Regular Season Conference Champion in 2014, 2015, 2016, and 2017
- B1G Conference Champion in 2015
- 3-time winner of U. of Minnesota's Dr. V. George Nagobads Unsung Hero Award
- Received Reed Larson Award in 2013
- Step-brother of Anaheim Ducks draft pick Blake McLaughlin



AHL Single-Game Highs

Goals: 1
Assists: 2 (Occurred 5 times)
Points: 2 (Occurred 10 times)
PIM: 5 (11/18/23 vs ABB)
Hat Tricks: None

AHL Longest Streaks

Goals: 2 (4/7/18-4/10/18)
Assists: 2 (Occurred 10 times)
Points: 4 (4/3/18-4/10/18)

AHL Firsts

First Game: 3/31/17 @ LV
First Goal: 3/31/17 @ LV
First Assist: 3/31/17 @ LV



Jonas Rondbjerg 46

(YOH-nuhs ROHND-b'yuhrg)

Forward | 6-2 | 202 | Mar. 31, 1999 | Rungsted, DEN

Drafted: 2017, Vegas Golden Knights - 3rd Rd (65th Overall)

			Regular Season						Playoffs					
Year	Team	LGE	GP	G	A	P	PIM	+/-	GP	G	A	P	PIM	+/-
2012-13	Rungsted U20	Den U20	0	0	0	0	0	-	1	0	0	0	0	0
2013-14	Gladsaxe U20	Den U20	7	3	4	7	2	-	-	-	-	-	-	-
2014-15	Rungsted	DEN	30	3	1	4	0	-9	7	0	1	1	0	1
2015-16	Rungsted U20	Den U20	1	0	0	0	0	-	-	-	-	-	-	-
2015-16	Rungsted Seier Capital	DEN	35	10	4	14	6	3	4	1	1	2	2	-1
2016-17	Vaxjo Lakers J20	SuperElit	42	9	22	31	4	13	7	2	3	5	0	2
2016-17	Vaxjo Lakers	SHL	5	0	0	0	0	0	-	-	-	-	-	-
2017-18	Vaxjo Lakers J20	SuperElit	1	0	0	0	0	0	4	1	4	5	0	-2
2017-18	Vaxjo Lakers	SHL	35	6	5	11	4	8	-	-	-	-	-	-
2017-18	IF Troja-Ljungby	Allsvenskan	5	1	0	1	2	-2	3	0	0	0	0	-1
2018-19	Vaxjo Lakers	SHL	45	2	4	6	6	-9	5	0	0	0	0	0
2019-20	Chicago Wolves	AHL	1	0	0	0	0	0	-	-	-	-	-	-
2020-21	Rungsted Seier Capital	DEN	5	0	2	2	0	-	-	-	-	-	-	-
2020-21	Henderson Silver Knights	AHL	38	6	7	13	6	9	5	2	0	2	0	2
2021-22	Vegas Golden Knights	NHL	30	2	4	6	4	0	-	-	-	-	-	-
2012-22	Henderson Silver Knights	AHL	38	14	13	27	2	7	2	0	0	0	2	0
2022-23	Vegas Golden Knights	NHL	13	0	1	1	4	-5	-	-	-	-	-	-
2022-23	Henderson Silver Knights	AHL	53	12	15	27	10	-1	-	-	-	-	-	-
2023-24	Vegas Golden Knights	NHL	6	1	2	3	0	3	-	-	-	-	-	-
2023-24	Henderson Silver Knights	AHL	22	4	10	14	8	-7	-	-	-	-	-	-
	Junior Total		*51*	*12*	*26*	*38*	*6*	*13*	*12*	*3*	*7*	*10*	*0*	*0*
	Professional Total		*361*	*61*	*68*	*129*	*52*	*-3*	*26*	*3*	*2*	*5*	*4*	*1*
	AHL Total		*152*	*36*	*45*	*81*	*26*	*8*	*7*	*2*	*0*	*2*	*2*	*2*
	NHL Total		*49*	*3*	*7*	*10*	*8*	*-2*	*0*	*0*	*0*	*0*	*0*	*0*
	Henderson Total		*151*	*36*	*45*	*81*	*26*	*8*	*7*	*2*	*0*	*2*	*2*	*2*

Career Highlights

- Made NHL debut with VGK on 10/14/21 @ LAK
- Scored first NHL goal on 11/11/21 vs MIN
- Represented Denmark four times at World Junior Championships (2016-19)
- Named Top 3 Player for Denmark at 2018 and 2019 WJC
- SHL Champion in 2018



AHL Single-Game Highs

Goals: 2 (Occurred 3 times)
Assists: 2 (Occurred 7 times)
Points: 2 (Occurred 18 times)
PIM: 2
Hat Tricks: None

AHL Longest Streaks

Goals: 2 (Occurred 6 times)
Assists: 3 (12/11/21-12/15/21)
Points: 3 (Occurred 7 times)

AHL Firsts

First Game: 10/5/19 vs GR
First Goal: 2/8/21 vs ONT
First Assist: 3/27/21 vs COL

HENDERSON SILVER KNIGHTS™



Byron Froese "A" 51

(BIGH-ruhn FRAYZ)

Forward | 6-0 | 195 | Mar. 12, 1991 | Winkler, MB

Drafted: 2009, Chicago Blackhawks - 4th Rd (119th Overall)

			Regular Season						Playoffs					
Year	Team	LGE	GP	G	A	P	PIM	+/-	GP	G	A	P	PIM	+/-
2008-09	Everett Silvertips	WHL	72	19	38	57	30	-13	5	0	3	3	4	0
2009-10	Everett Silvertips	WHL	70	29	32	61	37	22	7	3	2	5	0	-3
2010-11	Red Deer Rebels	WHL	70	43	38	81	37	12	9	5	2	7	4	0
2011-12	Rockford IceHogs	AHL	57	4	6	10	17	-10	-	-	-	-	-	-
2011-12	Toledo Walleye	ECHL	3	1	1	2	2	2	-	-	-	-	-	-
2012-13	Rockford IceHogs	AHL	9	0	2	2	4	1	-	-	-	-	-	-
2012-13	Toledo Walleye	ECHL	38	12	21	33	12	11	6	2	4	6	6	-7
2013-14	Rockford IceHogs	AHL	28	0	5	5	14	1	-	-	-	-	-	-
2013-14	Cincinnati Cyclones	ECHL	25	11	10	21	20	7	23	8	17	25	20	7
2014-15	Cincinnati Cyclones	ECHL	17	8	16	24	14	3	-	-	-	-	-	-
2014-15	San Antonio Rampage	AHL	3	0	0	0	2	-2	-	-	-	-	-	-
2014-15	Toronto Marlies	AHL	46	18	24	42	26	22	5	1	3	4	4	-2
2015-16	Toronto Maple Leafs	NHL	56	2	3	5	16	-11	-	-	-	-	-	-
2015-16	Toronto Marlies	AHL	4	3	0	3	0	-1	-	-	-	-	-	-
2016-17	Toronto Maple Leafs	NHL	2	0	0	0	5	0	-	-	-	-	-	-
2016-17	Toronto Marlies "A"	AHL	48	24	15	39	18	9	-	-	-	-	-	-
2016-17	Tampa Bay Lightning	NHL	4	0	0	0	0	-3	-	-	-	-	-	-
2016-17	Syracuse Crunch	AHL	6	3	4	7	4	-3	22	6	7	13	8	9
2017-18	Montreal Canadiens	NHL	48	3	8	11	26	0	-	-	-	-	-	-
2017-18	Laval Rocket "C"	AHL	13	3	8	11	6	-1	-	-	-	-	-	-
2018-19	Laval Rocket "C"	AHL	46	14	16	30	23	2	-	-	-	-	-	-
2018-19	Lehigh Valley Phantoms	AHL	24	7	7	14	28	0	-	-	-	-	-	-
2019-20	Stockton Heat "C"	AHL	46	19	23	42	44	-7	-	-	-	-	-	-
2020-21	Calgary Flames	NHL	6	1	0	1	2	1	-	-	-	-	-	-
2020-21	Stockton Heat	AHL	15	4	1	5	8	-1	-	-	-	-	-	-
2021-22	Stockton Heat "C"	AHL	55	20	17	37	46	-4	13	1	9	10	10	2
2022-23	Vegas Golden Knights	NHL	9	1	1	2	4	0	-	-	-	-	-	-
2022-23	Henderson Silver Knights "A"	AHL	60	10	24	34	42	0	-	-	-	-	-	-
2023-24	Henderson Silver Knights "A"	AHL	30	6	6	12	16	-5	-	-	-	-	-	-
	Junior Total		*212*	*91*	*108*	*199*	*104*	*21*	*21*	*8*	*7*	*15*	*8*	*-3*
	Professional Total		*698*	*174*	*218*	*392*	*399*	*11*	*69*	*18*	*40*	*58*	*48*	*9*
	NHL Total		*125*	*7*	*12*	*19*	*53*	*-13*	*0*	*0*	*0*	*0*	*0*	*0*
	AHL Total		*490*	*135*	*158*	*293*	*298*	*1*	*40*	*8*	*19*	*27*	*22*	*9*
	Henderson Total		*90*	*16*	*30*	*46*	*58*	*-5*	*0*	*0*	*0*	*0*	*0*	*0*

Career Highlights

- Signed contract with Vegas on 7/13/22
- Played 400th AHL game on 4/30/22 @ BAK
- Scored 100th AHL goal on 11/5/21 vs ABB
- Served as first captain of Laval Rocket
- Represented Canada at 2009 U18 World Championship



AHL Single-Game Highs

Goals: 3 (12/7/21 vs SJ)
Assists: 3 (Occurred 4 times)
Points: 3 (Occurred 13 times)
PIM: 6 (Occurred twice)
Hat Tricks: 1 (12/7/21 vs SJ)

AHL Longest Streaks

Goals: 5 (2/5/17-2/12/17)
Assists: 6 (1/24/20-2/14/20)
Points: 9 (4/2/22 - 4/22/22)

AHL Firsts

First Game: 10/8/11 vs GR
First Goal: 12/9/11 vs CHI
First Assist: 12/17/11 vs MIL

HENDERSON SILVER KNIGHTS



Simon Pinard

53

(sih-MOHN pihn-AHRD)

Forward | 5-11 | 190 | May 26, 2001 | Drummondville, QC

Drafted: Undrafted

			Regular Season						Playoffs					
Year	Team	LGE	GP	G	A	P	PIM	+/-	GP	G	A	P	PIM	+/-
2018-19	Blainville-Boisbriand Armada	QMJHL	65	15	13	28	26	-10	5	3	1	4	2	0
2019-20	Blainville-Boisbriand Armada	QMJHL	58	29	18	47	16	7	-	-	-	-	-	-
2020-21	Blainville-Boisbriand Armada	QMJHL	24	14	15	29	14	4	9	3	3	6	2	-3
2021-22	Blainville-Boisbriand Armada "A"	QMJHL	30	19	21	40	20	3	-	-	-	-	-	-
2021-22	Gatineau Olympiques	QMJHL	37	25	26	51	14	13	7	1	3	4	0	-3
2022-23	University of New Brunswick	USports	29	19	10	29	34	8	7	5	7	12	0	3
2023-24	Savannah Ghost Pirates	ECHL	31	12	15	27	10	1	-	-	-	-	-	-
2023-24	Henderson Silver Knights	AHL	0	0	0	0	0	0	-	-	-	-	-	-
	Junior Total		*214*	*102*	*93*	*195*	*90*	*17*	*21*	*7*	*7*	*14*	*4*	*-6*
	University Total		*29*	*19*	*10*	*29*	*34*	*8*	*7*	*5*	*7*	*12*	*0*	*3*
	Professional Total		*31*	*12*	*15*	*27*	*10*	*1*	*0*	*0*	*0*	*0*	*0*	*0*
	AHL Total		*0*	*0*	*0*	*0*	*0*	*0*	*0*	*0*	*0*	*0*	*0*	*0*
	Henderson Total		*0*	*0*	*0*	*0*	*0*	*0*	*0*	*0*	*0*	*0*	*0*	*0*

Career Highlights

- Signed two-year AHL contract with HSK on 7/14/23
- Usports University Cup Champion in 2023 with U. of New Brunswick
- 2023 Usports All-Rookie Team
- 2023 AUS Second All-Star Team
- Teammate of Noah Carroll at the University of New Brunswick

AHL Single-Game Highs

Goals: ---
Assists: ---
Points: ---
PIM: ---
Hat Tricks: None

AHL Longest Streaks

Goals: ---
Assists: ---
Points: ---

AHL Firsts

First Game: ---
First Goal: ---
First Assist: ---



Sheldon Rempal 56

(SHEHL-duhn REHMP-uhl)

Forward | 5-11 | 173 | Aug. 7, 1995 | Calgary, AB

Drafted: Undrafted

			Regular Season						Playoffs					
Year	Team	LGE	GP	G	A	P	PIM	+/-	GP	G	A	P	PIM	+/-
2016-17	Clarkson University	NCAA	39	11	12	23	14	0	-	-	-	-	-	-
2017-18	Clarkson University	NCAA	39	23	23	46	34	29	-	-	-	-	-	-
2018-19	Los Angeles Kings	NHL	7	0	0	0	0	-1	-	-	-	-	-	-
2018-19	Ontario Reign	AHL	59	15	25	40	25	-28	-	-	-	-	-	-
2019-20	Ontario Reign	AHL	56	4	17	21	44	-10	-	-	-	-	-	-
2020-21	Carolina Hurricanes	NHL	3	0	0	0	0	0	-	-	-	-	-	-
2020-21	Chicago Wolves	AHL	25	4	10	14	6	2	-	-	-	-	-	-
2021-22	Vancouver Canucks	NHL	1	0	0	0	0	-1	-	-	-	-	-	-
2021-22	Abbotsford Canucks	AHL	55	33	36	69	46	6	2	1	1	2	0	2
2022-23	Vegas Golden Knights	NHL	1	0	0	0	0	-2						
2022-23	Henderson Silver Knights	AHL	70	25	38	63	50	3	-	-	-	-	-	-
2023-24	Henderson Silver Knights	AHL	33	12	10	22	12	-5	-	-	-	-	-	-
	NCAA Total		*78*	*34*	*35*	*69*	*48*	*29*	*0*	*0*	*0*	*0*	*0*	*0*
	Professional Total		*310*	*93*	*136*	*229*	*183*	*-36*	*2*	*1*	*0*	*0*	*0*	*0*
	NHL Total		*12*	*0*	*0*	*0*	*0*	*-4*	*0*	*0*	*0*	*0*	*0*	*0*
	AHL Total		*298*	*93*	*136*	*229*	*183*	*-32*	*2*	*1*	*1*	*2*	*0*	*2*
	Henderson Total		*103*	*37*	*48*	*85*	*62*	*-2*	*0*	*0*	*0*	*0*	*0*	*0*

Career Highlights

- Signed contract with Vegas on 7/13/22
- Tied for team-lead with 25 goals in 2022-23
- Ranked third in AHL with 246 shots in 2022-23
- Ranked 6th in AHL in goals and 8th in points in 2021-22
- 2018-19 AHL All-Star
- NCAA (East) Second Team All-American and First Team All-ECAC in 2017-18
- 2017 ECAC All-Rookie Team



AHL Single-Game Highs

Goals: 2 (Occurred 16 times)
Assists: 3 (2/7/22 vs TUC)
Points: 5 (2/7/22 vs TUC)
PIM: 12 (2/12/22 vs MB)
Hat Tricks: None

AHL Longest Streaks

Goals: 6 (1/23/22-2/7/22)
Assists: 5 (Occurred twice)
Points: 9 (3/29/22-4/26/22)

AHL Firsts

First Game: 10/5/18 @ SJ
First Goal: 10/6/18 @ STK
First Assist: 10/5/18 @ SJ

HENDERSON SILVER KNIGHTS™



Mason Primeau

57

(MAY-sohn PREE-moh)

Forward | 6-6 | 221 | Jul. 28, 2001 | Toronto, ON

Drafted: 2019, Vegas Golden Knights - 5th Rd (141st Overall)

			Regular Season						Playoffs					
Year	Team	LGE	GP	G	A	P	PIM	+/-	GP	G	A	P	PIM	+/-
2017-18	Guelph Storm	OHL	60	7	6	13	30	-10	6	0	2	2	0	-3
2018-19	Guelph Storm	OHL	20	3	4	7	14	-3	-	-	-	-	-	-
2018-19	North Bay Battalion	OHL	49	10	16	26	45	-23	5	1	2	3	4	0
2019-20	North Bay Battalion "A"	OHL	45	11	8	19	33	-36	-	-	-	-	-	-
2020-21	Fort Wayne Komets	ECHL	4	1	2	3	4	3	-	-	-	-	-	-
2020-21	Henderson Silver Knights	AHL	10	0	3	3	4	1	-	-	-	-	-	-
2021-22	Henderson Silver Knights	AHL	52	3	8	11	49	-7	-	-	-	-	-	-
2022-23	Savannah Ghost Pirates	ECHL	14	4	5	9	23	0	-	-	-	-	-	-
2022-23	Henderson Silver Knights	AHL	27	5	3	8	18	-4	-	-	-	-	-	-
2023-24	Henderson Silver Knights	AHL	22	2	4	6	14	-3	-	-	-	-	-	-
	Junior Total		*174*	*31*	*34*	*65*	*122*	*-72*	*11*	*1*	*4*	*5*	*4*	*-3*
	Professional Total		*129*	*15*	*25*	*40*	*112*	*-10*	*0*	*0*	*0*	*0*	*0*	*0*
	AHL Total		*111*	*10*	*18*	*28*	*85*	*-13*	*0*	*0*	*0*	*0*	*0*	*0*
	Henderson Total		*111*	*10*	*18*	*28*	*85*	*-13*	*0*	*0*	*0*	*0*	*0*	*0*

Career Highlights

- Signed to entry-level contract with Vegas on 5/31/21
- Recorded first AHL multi-goal game on 11/19/21 @ COL
- Selected 22nd overall in the 2017 OHL Priority Draft
- Career-highs in goals, assists, and points in 2018-19 with OHL North Bay
- Son of former NHLer Wayne Primeau



AHL Single-Game Highs

Goals: 2 (11/19/21 @ COL)
Assists: 1
Points: 2 (11/19/21 @ COL)
PIM: 15 (1/22/22 @ STK)
Hat Tricks: None

AHL Longest Streaks

Goals: 2 (12/28/22-12/30/22)
Assists: 2 (10/18/22-10/19/22)
Points: 2 (Occurred 3 times)

AHL Firsts

First Game: 2/13/21 @ BAK
First Goal: 11/5/21 vs TUC
First Assist: 3/24/21 vs COL



Dysin Mayo

65

(DIGH-sihn MAY-oh)

Defense | 6-0 | 189 | Aug. 17, 1996 | Victoria, BC

Drafted: 2014, Arizona Coyotes - 5th Rd (133rd Overall)

			Regular Season						Playoffs					
Year	Team	LGE	GP	G	A	P	PIM	+/-	GP	G	A	P	PIM	+/-
2012-13	Edmonton Oil Kings	WHL	42	1	4	5	12	-3	19	0	4	4	2	12
2013-14	Edmonton Oil Kings	WHL	63	7	28	35	50	17	21	3	12	15	10	12
2014-15	Edmonton Oil Kings "A"	WHL	72	14	37	51	75	14	5	0	2	2	2	-4
2015-16	Edmonton Oil Kings "A"	WHL	71	6	37	43	86	0	6	0	0	0	8	-7
2015-16	Springfield Falcons	AHL	5	0	1	1	2	-4	-	-	-	-	-	-
2016-17	Tucson Roadrunners	AHL	25	1	2	3	0	-8	-	-	-	-	-	-
2016-17	Rapid City Rush	ECHL	25	1	15	16	4	-8	-	-	-	-	-	-
2017-18	Tucson Roadrunners	AHL	66	5	11	16	45	7	7	0	0	0	4	-2
2018-19	Tucson Roadrunners	AHL	67	2	4	6	46	-3	-	-	-	-	-	-
2019-20	Tucson Roadrunners	AHL	58	4	8	12	34	24	-	-	-	-	-	-
2020-21	Tucson Roadrunners "A"	AHL	35	1	3	4	22	-7	1	0	0	0	0	0
2021-22	Arizona Coyotes	NHL	67	4	8	12	27	-22	-	-	-	-	-	-
2021-22	Tucson Roadrunners "A"	AHL	2	0	0	0	2	-1	-	-	-	-	-	-
2022-23	Arizona Coyotes	NHL	15	0	0	0	8	-8	-	-	-	-	-	-
2022-23	Tucson Roadrunners	AHL	26	2	5	7	20	-9	-	-	-	-	-	-
2022-23	Henderson Silver Knights	AHL	17	1	3	4	8	-3	-	-	-	-	-	-
2023-24	Henderson Silver Knights	AHL	31	3	6	9	20	-2	-	-	-	-	-	-
	Junior Total		*248*	*28*	*106*	*134*	*223*	*28*	*51*	*3*	*18*	*21*	*22*	*13*
	Professional Total		*439*	*24*	*66*	*90*	*238*	*-44*	*8*	*0*	*0*	*0*	*4*	*-2*
	AHL Total		*332*	*19*	*43*	*62*	*199*	*-6*	*8*	*0*	*0*	*0*	*4*	*-2*
	NHL Total		*82*	*4*	*8*	*12*	*35*	*-30*	*0*	*0*	*0*	*0*	*0*	*0*
	Henderson Total		*48*	*4*	*9*	*13*	*28*	*-5*	*0*	*0*	*0*	*0*	*0*	*0*

Career Highlights

- Aquired from Arizona by VGK on 2/22/23
- Appeared in 300th AHL game on 4/14/23 @ ONT
- World Championship Silver Medal with Canada in 2022
- 2014 WHL Champion and Memorial Cup Champion

AHL Single-Game Highs

Goals: 1
Assists: 2 (Occurred 3 times)
Points: 3 (Occurred twice)
PIM: 5 (Occurred 3 times)
Hat Tricks: None

AHL Longest Streaks

Goals: 2 (10/20/23 - 10/21/23)
Assists: 2 (Occurred twice)
Points: 2 (Occurred 4 times)

AHL Firsts

First Game: 4/9/16 @ HFD
First Goal: 3/3/17 @ SD
First Assist: 4/10/16 vs PRO



HENDERSON SILVER KNIGHTS



Tyler Benson

67

(TIGH-luhr BEHN-suhn)

Forward | 6-0 | 190 | Mar 15, 1998 | Edmonton, AB

Drafted: 2016, Edmonton Oilers - 2nd Rd (32nd Overall)

			Regular Season						Playoffs					
Year	Team	LGE	GP	G	A	P	PIM	+/-	GP	G	A	P	PIM	+/-
2013-14	Vancouver Giants	WHL	7	0	0	0	0	-1	-	-	-	-	-	-
2014-15	Vancouver Giants	WHL	62	14	31	45	55	-1	-	-	-	-	-	-
2015-16	Vancouver Giants "C"	WHL	30	9	19	28	46	0	-	-	-	-	-	-
2016-17	Vancouver Giants "C"	WHL	33	11	31	42	31	-3	-	-	-	-	-	-
2017-18	Vancouver Giants "C"	WHL	58	27	42	69	39	-1	7	3	8	11	10	0
2017-18	Bakersfield Condors	AHL	5	0	3	3	0	-1	-	-	-	-	-	-
2018-19	Bakersfield Condors	AHL	68	15	51	66	44	21	10	1	6	7	10	2
2019-20	Bakersfield Condors	AHL	47	9	27	36	34	-10	-	-	-	-	-	-
2019-20	Edmonton Oilers	NHL	7	0	1	1	0	-1	-	-	-	-	-	-
2020-21	GC Kusnacht Lions	Swiss	15	2	17	19	20	4	-	-	-	-	-	-
2020-21	Bakersfield Condors "A"	AHL	36	10	26	36	30	14	6	3	2	5	4	-1
2021-22	Bakersfield Condors	AHL	18	4	8	12	8	4	1	0	0	0	0	0
2021-22	Edmonton Oilers	NHL	29	1	1	2	18	-5	-	-	-	-	-	-
2022-23	Bakersfield Condors	AHL	43	5	18	23	29	-3	1	0	0	0	0	0
2022-23	Edmonton Oilers	NHL	2	0	0	0	0	0	-	-	-	-	-	-
2023-24	Henderson Silver Knights	AHL	27	4	9	13	6	-8	-	-	-	-	-	-
	Junior Total		*190*	*61*	*123*	*184*	*171*	*-6*	*7*	*3*	*8*	*11*	*10*	*0*
	Professional Total		*297*	*50*	*161*	*211*	*189*	*15*	*18*	*4*	*8*	*12*	*14*	*1*
	AHL Total		*244*	*47*	*142*	*189*	*151*	*17*	*18*	*4*	*8*	*12*	*14*	*1*
	NHL Total		*38*	*1*	*2*	*3*	*18*	*-6*	*0*	*0*	*0*	*0*	*0*	*0*
	Henderson Total		*27*	*4*	*9*	*13*	*6*	*-8*	*0*	*0*	*0*	*0*	*0*	*0*

Career Highlights

- Signed AHL contract with Silver Knights on 7/10/23
- 2021 Pacific Division Champion with Bakersfield
- 2021 AHL Player of the Month (March)
- 2019 AHL All-Rookie Team and Second All-Star Team
- 2015 U18 WJC Bronze Medal with Canada



AHL Single-Game Highs

Goals: 3 (11/9/19 vs SJ)
Assists: 3 (Occurred 5 times)
Points: 4 (Occurred 3 times)
PIM: 17 (2/18/23 @ CV)
Hat Tricks: 1 (11/9/19 vs SJ)

AHL Longest Streaks

Goals: 4 (3/9/19-3/22/19)
Assists: 5 (Occurred twice)
Points: 10 (3/2/19-3/30/19)

AHL Firsts

First Game: 4/6/18 @ MB
First Goal: 10/5/18 vs STK
First Assist: 4/12/18 @ SJ

HENDERSON SILVER KNIGHTS™



Gage Quinney 72

(GAYJ KWIHN-ee)

Forward | 6-0 | 206 | Jul. 29, 1995 | Las Vegas, NV

Drafted: Undrafted

			Regular Season						Playoffs					
Year	Team	LGE	GP	G	A	P	PIM	+/-	GP	G	A	P	PIM	+/-
2012-13	Prince Albert Raiders	WHL	1	0	0	0	0	1	-	-	-	-	-	-
2013-14	Prince Albert Raiders	WHL	58	8	8	16	5	6	4	0	0	0	0	0
2014-15	Prince Albert Raiders	WHL	32	6	9	15	2	-3	-	-	-	-	-	-
2014-15	Kelowna Rockets	WHL	38	10	21	31	4	11	15	6	7	13	8	7
2015-16	Kelowna Rockets	WHL	5	2	5	7	2	4	-	-	-	-	-	-
2015-16	Kamloops Blazers	WHL	48	27	23	50	22	22	7	3	6	9	9	3
2016-17	Wheeling Nailers	ECHL	45	18	26	44	10	4	-	-	-	-	-	-
2017-18	WBS Penguins	AHL	57	14	19	33	18	5	3	0	0	0	0	-1
2018-19	Chicago Wolves	AHL	68	19	24	43	17	36	18	4	5	9	0	1
2019-20	Vegas Golden Knights	NHL	3	0	1	1	0	-1	-	-	-	-	-	-
2019-20	Chicago Wolves	AHL	46	17	19	36	8	6	-	-	-	-	-	-
2020-21	Henderson Silver Knights	AHL	19	10	7	17	8	10	3	1	1	2	0	3
2021-22	Henderson Silver Knights	AHL	38	12	11	23	8	0	2	0	0	0	0	-3
2022-23	Henderson Silver Knights "A"	AHL	66	25	39	64	22	-3	-	-	-	-	-	-
2023-24	Henderson Silver Knights	AHL	21	5	11	16	2	5	-	-	-	-	-	-
	Junior Total		*182*	*53*	*66*	*119*	*35*	*41*	*19*	*6*	*7*	*13*	*8*	*7*
	Professional Total		*363*	*120*	*157*	*277*	*93*	*62*	*21*	*4*	*5*	*9*	*0*	*0*
	AHL Total		*315*	*102*	*130*	*232*	*83*	*59*	*21*	*4*	*5*	*9*	*0*	*0*
	NHL Total		*3*	*0*	*1*	*1*	*0*	*-1*	*0*	*0*	*0*	*0*	*0*	*0*
	Henderson Total		*144*	*52*	*68*	*120*	*40*	*12*	*5*	*1*	*1*	*2*	*0*	*0*

Career Highlights

- First Vegas native to play in the NHL
- HSK all-time leader in goals, assists, and points
- Scored 100th AHL goal on 11/26/23 vs TUC
- Led HSK in assists, points, PPG in 2022-23
- Recorded 200th career AHL point on 3/24/23
- Made NHL debut on 2/22/20 vs FLA
- Recorded first NHL point on 2/23/20 with an assist at Anaheim
- WHL Champion in 2015 with Kelowna
- Son of former NHLer Ken Quinney



AHL Single-Game Highs

Goals: 3 (Occurred 3 times)
Assists: 4 (3/18/23 vs BAK)
Points: 4 (Occurred 3 times)
PIM: 10 (Occurred twice)
Hat Tricks: 3 (Most recent: 3/5/21 @ COL)

AHL Longest Streaks

Goals: 3 (Occurred 4 times)
Assists: 4 (Occurred 3 times)
Points: 8 (1/11/23-2/18/23)

AHL Firsts

First Game: 10/15/17 vs SYR
First Goal: 10/15/17 vs SYR
First Assist: 10/15/17 vs SYR



Noah Carroll 74

(NOH-uh KAIR-uhl)

Defense | 6-1 | 191 | Dec. 2, 1997 | Strathroy, ON

Drafted: 2016, Carolina Hurricanes - 6th Rd (164th Overall)

			Regular Season						Playoffs					
Year	Team	LGE	GP	G	A	P	PIM	+/-	GP	G	A	P	PIM	+/-
2014-15	Guelph Storm	OHL	62	2	14	16	46	5	8	0	0	0	2	-5
2015-16	Guelph Storm	OHL	67	3	11	14	46	-48	-	-	-	-	-	-
2016-17	Guelph Storm	OHL	32	2	11	13	31	2	-	-	-	-	-	-
2016-17	Soo Greyhounds	OHL	30	3	9	12	12	15	11	0	2	2	16	3
2017-18	Soo Greyhounds "A"	OHL	65	7	30	37	71	37	24	3	3	6	20	3
2018-19	U. of New Brunswick	USports	19	0	3	3	26	8	1	0	0	0	2	0
2019-20	U. of New Brunswick	USports	19	0	3	3	16	5	1	0	0	0	0	-1
2021-22	U. of New Brunswick	USports	21	1	4	5	37	15	3	0	0	0	4	-2
2022-23	U. of New Brunswick	USports	28	0	7	7	54	20	7	0	2	2	4	3
2022-23	Savannah Ghost Pirates	ECHL	5	1	2	3	2	2	-	-	-	-	-	-
2022-23	Henderson Silver Knights	AHL	4	0	1	1	0	3	-	-	-	-	-	-
2023-24	Savannah Ghost Pirates	ECHL	18	1	3	4	14	7	-	-	-	-	-	-
2023-24	Henderson Silver Knights	AHL	0	0	0	0	0	0	-	-	-	-	-	-
	Junior Total		*256*	*17*	*75*	*92*	*206*	*11*	*43*	*3*	*5*	*8*	*38*	*1*
	University Total		*87*	*1*	*17*	*18*	*133*	*48*	*12*	*0*	*2*	*2*	*10*	*0*
	Professional Total		*27*	*2*	*6*	*8*	*16*	*12*	*0*	*0*	*0*	*0*	*0*	*0*
	AHL Total		*4*	*0*	*1*	*1*	*0*	*3*	*0*	*0*	*0*	*0*	*0*	*0*
	Henderson Total		*4*	*0*	*1*	*1*	*0*	*3*	*0*	*0*	*0*	*0*	*0*	*0*

Career Highlights

- Signed AHL contract for 2023-24 season on 4/9/23
- USports Champion in 2019 and 2023 with U. of New Brunswick



AHL Single-Game Highs

Goals: ---
Assists: 1
Points: 1
PIM: ---
Hat Tricks: None

AHL Longest Streaks

Goals: ---
Assists: 1
Points: 1

AHL Firsts

First Game: 4/9/23 @ CV
First Goal: ---
First Assist: 4/14/23 @ ONT

HENDERSON SILVER KNIGHTS™



Daniel D'Amato

83

(DAN-yehl Duh-MAHT-oh)

Forward | 6-1 | 194 | Apr. 8, 2001 | Maple, ON

Drafted: Undrafted

			Regular Season						Playoffs					
Year	Team	LGE	GP	G	A	P	PIM	+/-	GP	G	A	P	PIM	+/-
2018-19	Erie Otters	OHL	63	4	11	15	13	-23	-	-	-	-	-	-
2019-20	Erie Otters	OHL	63	18	14	32	21	15	-	-	-	-	-	-
2020-21	Erie Otters	OHL	0	0	0	0	0	0	-	-	-	-	-	-
2021-22	Erie Otters 'C'	OHL	63	24	39	63	38	5	-	-	-	-	-	-
2021-22	Henderson Silver Knights	AHL	5	1	2	3	4	1	-	-	-	-	-	-
2022-23	Savannah Ghost Pirates	ECHL	47	15	28	43	41	3	-	-	-	-	-	-
2022-23	Henderson Silver Knights	AHL	22	0	3	3	4	-4	-	-	-	-	-	-
2023-24	Henderson Silver Knights	AHL	22	1	4	5	19	-4	-	-	-	-	-	-
	Junior Total		*189*	*46*	*64*	*110*	*72*	*-3*	*0*	*0*	*0*	*0*	*0*	*0*
	Professional Total		*96*	*17*	*37*	*54*	*68*	*-4*	*0*	*0*	*0*	*0*	*0*	*0*
	AHL Total		*49*	*2*	*9*	*11*	*27*	*-7*	*0*	*0*	*0*	*0*	*0*	*0*
	Henderson Total		*49*	*2*	*9*	*11*	*27*	*-7*	*0*	*0*	*0*	*0*	*0*	*0*

Career Highlights

- Signed AHL contract with Henderson on 6/29/23
- Led OHL Erie in scoring in 2021-22
- 4th overall pick in 2018 U18 OHL Priority Draft

AHL Single-Game Highs

Goals: 1
Assists: 1
Points: 1
PIM: 4 (Occurred twice)
Hat Tricks: None

AHL Longest Streaks

Goals: 1
Assists: 2 (11/13/21-11/19/21)
Points: 3 (11/13/21-11/20/21)

AHL Firsts

First Game: 11/10/21 @ SD
First Goal: 11/20/21 @ COL
First Assist: 11/13/21 @ STK



HENDERSON SILVER KNIGHTS



Isaiah Saville

31

(AYE-zay-uh SUH-vihl)

Goaltender | 6-1 | 207 | Sep. 21, 2000 | Anchorage, AK

Drafted: 2019, Vegas Golden Knights - 5th Rd (135th Overall)

			Regular Season										Playoffs					
Year	Team	LGE	GP	W	L	OT	MIN	GA	GAA	SVS	S%	SO	GP	W	L	OT	GAA	S%
2018-19	Tri-City Storm	USHL	34	25	4	3	1992	63	1.90	782	0.925	4	6	3	3	0	2.20	0.910
2019-20	U. of Nebraska-Omaha	NCAA	28	10	11	4	1559	74	2.85	718	0.907	1	-	-	-	-	-	-
2020-21	U. of Nebraska-Omaha	NCAA	24	12	11	1	1348	68	3.03	661	0.907	1	-	-	-	-	-	-
2021-22	U. of Nebraska-Omaha	NCAA	30	16	14	0	1761	74	2.52	723	0.907	4	-	-	-	-	-	-
2021-22	Henderson Silver Knights	AHL	8	6	1	0	439	15	2.05	195	0.929	0	-	-	-	-	-	-
2022-23	Savannah Ghost Pirates	ECHL	33	8	15	6	1806	93	3.09	1065	0.920	2						
2022-23	Henderson Silver Knights	AHL	10	4	5	0	544	29	3.20	267	0.902	0	-	-	-	-	-	-
2023-24	Henderson Silver Knights	AHL	6	4	2	0	321	11	2.06	135	0.925	1	-	-	-	-	-	-
	Junior Total		*34*	*25*	*4*	*3*	*1992*	*63*	*1.90*	*782*	*0.925*	*4*	*6*	*3*	*3*	*0*	*2.20*	*0.910*
	NCAA Total		*82*	*38*	*36*	*5*	*4668*	*216*	*2.78*	*2102*	*0.907*	*6*	*0*	*0*	*0*	*0*	*0.00*	*0.000*
	Professional Total		*57*	*22*	*23*	*6*	*3110*	*148*	*2.86*	*1662*	*0.918*	*3*	*0*	*0*	*0*	*0*	*0.00*	*0.000*
	AHL Total		*24*	*14*	*8*	*0*	*1304*	*55*	*2.53*	*597*	*0.916*	*1*	*0*	*0*	*0*	*0*	*0.00*	*0.000*
	Henderson Total		*24*	*14*	*8*	*0*	*1304*	*55*	*2.53*	*597*	*0.916*	*1*	*0*	*0*	*0*	*0*	*0.00*	*0.000*

Career Highlights

- Signed entry-level NHL contract with VGK on 3/19/22
- Recorded first AHL shutout on 12/31/23 @ Ontario
- 2021 NCHC All-Star Team Honorable Mention
- 2019 USHL Goaltender of the Year, All-Rookie Team, and First All-Star Team
- 2019 Dave Peterson Award Winner (USA Hockey Junior Goalie of the Year)
- 2018 NAHL (Midwest) Goaltender of the Year with Minnesota



AHL Single-Game Highs

Saves: 37 (4/16/22 vs STK)
Shots Faced: 38 (Occurred twice)
Goals Allowed: 6 (Occurred twice)

AHL Longest Streaks

Games: 4 (3/8/23-3/15/23)
Wins: 6 (4/4/22-4/23/22)
Shutout (min): 71:55

AHL Firsts

First Game: 3/26/22 vs TUC
First Win: 4/4/22 vs RFD
First Shutout: 12/31/23 @ ONT



Jesper Vikman

32

(YEHS-puhr VIKE-muhn)

Goaltender | 6-4 | 205 | Mar. 11, 2002 | Stockholm, SWE

Drafted: 2020, Vegas Golden Knights - 5th Rd (125th Overall)

			Regular Season										Playoffs					
Year	Team	LGE	GP	W	L	OT	MIN	GA	GAA	SVS	S%	SO	GP	W	L	OT	GAA	S%
2018-19	AIK J20	J20 SuperElit	3	0	1	0	109	10	5.50	54	0.844	0	-	-	-	-	-	-
2019-20	AIK J20	J20 SuperElit	24	10	13	0	1430	73	3.06	675	0.902	0	-	-	-	-	-	-
2019-20	AIK	Allsvenskan	3	1	2	0	179	10	3.35	91	0.901	0	-	-	-	-	-	-
2020-21	AIK J20	J20 SuperElit	9	5	4	0	527	36	4.10	205	0.851	0	-	-	-	-	-	-
2020-21	AIK	Allsvenskan	5	2	1	0	246	14	3.42	108	0.885	0	-	-	-	-	-	-
2021-22	Vancouver Giants	WHL	35	17	15	2	1968	100	3.05	929	0.903	3	11	6	5	0	3.51	0.901
2022-23	Vancouver Giants	WHL	45	19	21	3	2572	141	3.29	1311	0.903	1	3	0	2	1	5.84	0.881
2022-23	Henderson Silver Knights	AHL	1	0	1	0	59	3	3.05	25	0.893	0	-	-	-	-	-	-
2023-24	Henderson Silver Knights	AHL	6	4	0	0	290	13	2.69	134	0.912	0	-	-	-	-	-	-
	Junior Total		*116*	*51*	*54*	*5*	*6606*	*360*	*3.27*	*3174*	*0.898*	*4*	*14*	*6*	*7*	*1*	*3.97*	*0.896*
	Professional Total		*15*	*7*	*4*	*0*	*774*	*40*	*3.10*	*333*	*0.893*	*0*	*0*	*0*	*0*	*0*	*0.00*	*0.000*
	AHL Total		*7*	*4*	*1*	*0*	*349*	*16*	*2.75*	*159*	*0.909*	*0*	*0*	*0*	*0*	*0*	*0.00*	*0.000*
	Henderson Total		*7*	*4*	*1*	*0*	*349*	*16*	*0.00*	*159*	*0.000*	*0*	*0*	*0*	*0*	*0*	*0.00*	*0.000*

Career Highlights

- Signed entry-level NHL contract with VGK on 4/10/23
- 2023 WHL BC Division First All-Star Team

AHL Single-Game Highs

Saves: 38 (10/25/23 @ SJ)
Shots Faced: 41 (10/25/23 @ SJ)
Goals Allowed: 3 (Occurred twice)

AHL Longest Streaks

Games: 1
Wins: 3 (10/21/23 - 10/29/23)
Shutout (min): 30:33

AHL Firsts

First Game: 4/12/23 @ BAK
First Win: 10/21/23 vs SJ
First Shutout: ---



HENDERSON SILVER KNIGHTS™



Ryan Craig

HC

(RIGH-uhn KRAIG)

Head Coach | Jan 6, 1982 | Abbotsford, BC

1st Season with Henderson Silver Knights

Coaching Highlights

- First professional head coaching position
- Served as Assistant Coach with Vegas Golden Knights from 2017-23
-Stanley Cup champion with Vegas in 2022-23

Player Highlights

- 8th Round draft pick (255th overall) of the Tampa Bay lightning in 2002
- Played in 198 NHL games for Tampa Bay (2005-10), Pittsburgh (2010-11), and Columbus Blue Jackets (2013-15)
- Played in 711 AHL games for Hershey (2003-04), Springfield (2004-06, 2012-15), Norfolk (2007-08), Wilkes-Barre/Scranton (2010-12), and Cleveland (2015-16)
- 2016 Calder Cup Champion with AHL Cleveland
- 2017 AHL All-Star
- Nine-time AHL captain
- CHL and WHL Humanitarian of the Year Awards in 2003 with WHL Brandon
- 2002-03 WHL (East) First Team All-Star





Jamie Heward

AC

(JAY-mee HYEW uhrd)

Assistant Coach | Mar. 30, 1971 | Regina, SK

4th Season with Henderson Silver Knights

Coaching Highlights

- Associate Coach of WHL Vancouver Giants (2018-20)
- Assistant Coach and Director of Player Development for WHL Swift Current Broncos (2012-18)
- 2018 WHL Championship with Swift Current
- Assistant Coach for Canada at World U-17 Hockey Challenge

Player Highlights

- 1st Round draft pick (16th overall) of the Pittsburgh Penguins in 1989
- Played 394 NHL games with Toronto, Nashville, NY Islanders, Columbus, Washington, Los Angeles, and Tampa Bay
- Played in 206 AHL games with St. John's, Philadelphia, Syracuse, and Norfolk; 185 IHL games with Muskegon and Cleveland
- World Championship Gold Medals (2003, 2004), Silver Medal (2005), and Bronze Medal (1995) for Canada
- Calder Cup Champion with Philadlephia Phantoms in 1998
- Named AHL's Best Defenseman in 1998
- AHL First All-Star Team in 1996 and 1998
- Led all AHL defensemen in goals in 1995-96 and points in 1997-98
- WHL (East) First All-Star Team in 1990-91 with Regina Pats





Brent Kisio

AC

(BREHNT KIH-see-oh)

Assistant Coach | Dec. 15, 1982 | Calgary, AB

1st Season with Henderson Silver Knights

Coaching Highlights

- Hired as assistant coach on 8/10/2023
- Head Coach of WHL Lethbridge Hurricanes for eight seasons (2015-23)
- Hired as assistant coach on 8/10/2023
- Led WHL Lethrbridge to two Conference Final appearances and a division title
- All-time leader in coaching wins for WHL Lethbridge
- Served eight seasons as assistant coach with WHL Calgary (2007-15)
- Won Ed Chynoweth Cup and went to Memorial Cup in 2010 with Calgary
- Served as assistant coach for Canada at World Junior Championship in 2019 and 2023, winning gold medal in 2023

Player Highlights

- Played in 99 NCAA games with Nebraska-Omaha from 2003-07
- Recorded 11 goals and 28 points at Nebraska-Omaha
- Son of former NHLer Kelly Kisio





Fred Brathwaite

Goaltending Coach | Ottawa, ON

4th Season with Henderson Silver Knights

Coaching Highlights

- Goaltending Coach for NY Islanders (2017-18)
- Goaltending Coach for Team Canada at U-18 World Juniors (2013-17) and U-20 World Juniors (2013-14)
- Goaltending Coach for Adler Mannheim of DEL (2013-14)



Sumit Singh

Video Coach | New York, NY

1st Season with Henderson Silver Knights

Coaching Highlights

- Video Coach with ECHL Savannah in 2022-23



Joey Amundson

Strength & Conditioning | Janesville, WI
1st Season with Henderson Silver Knights



Todd Richardson

Head Athletic Trainer | Melville, SK
4th Season with Henderson Silver Knights



Hayato Ikeda

Assistant Athletic Trainer | Madison, WI
4th Season with Henderson Silver Knights



Jorge Lopez

Equipment Manager | Laredo, TX

3rd Season with Henderson Silver Knights



Julio Romero

Assistant Equipment Manager | Laredo, TX

1st Season with Henderson Silver Knights

Leaders (Overall)

Top 20 Scorers

Rank		Player	Team	GP	G	A	PTS
1	*	Logan Stankoven	TEX	29	15	23	38
2		Mavrik Bourque	TEX	29	13	25	38
3		Rocco Grimaldi	CHI	29	19	13	32
4	*	Brandt Clarke	ONT	30	7	25	32
5		Mike Sgarbossa	HER	32	6	26	32
6		Georgii Merkulov	PRO	31	14	16	30
7		Denis Gurianov	MIL	27	12	18	30
8		Grigori Denisenko	HSK	31	12	18	30
9		Nathan Walker	SPR	30	13	16	29
10		Trey Fix-Wolansky	CLE	27	10	19	29
11		Adam Gaudette	SPR	30	16	12	28
12		Danil Gushchin	SJ	28	11	17	28
13		Nic Petan	IA	26	10	18	28
14		Dylan Guenther	TUC	29	10	18	28
15		Brandon Gignac	LAV	30	10	18	28
16		Gage Goncalves	SYR	31	7	21	28
17		Matt Donovan	CHI	27	2	26	28
18		Several Players Tied					27

Goals

Rank		Player	Team	GP	G
1		Rocco Grimaldi	CHI	29	19
2		Pierrick Dubé	HER	34	19
3		Adam Gaudette	SPR	30	16
4		Jiri Kulich	ROC	23	16
5	*	Logan Stankoven	TEX	29	15

Assists

Rank		Player	Team	GP	A
1		Matt Donovan	CHI	27	26
2		Mike Sgarbossa	HER	32	26
3		Mavrik Bourque	TEX	29	25
4	*	Brandt Clarke	ONT	30	25
5		Several Players Tied			23

Penalty Minutes

Rank		Player	Team	GP	PIM
1		Kale Kessy	IA	19	103
2		Scott Sabourin	SJ	27	88
3		Garrett Wilson	LV	30	88
4	*	Zach L'Heureux	MIL	27	82
5		Mason Geertsen	HSK	24	79

Minor Penalties

Rank		Player	Team	GP	MinPen
1		Scott Sabourin	SJ	27	19
2		Garrett Wilson	LV	30	19
3		Riley McKay	LAV	20	19
4	*	Trevor Kuntar	PRO	33	18
5		Dylan McIlrath	HER	27	17

Major Penalties

Rank		Player	Team	GP	MajPen
1		Kale Kessy	IA	19	7
2		Mason Geertsen	HSK	24	7
3		Scott Sabourin	SJ	27	6
4		Several Players Tied			5

Power Play Goals

Rank		Player	Team	GP	PPG
1		Rocco Grimaldi	CHI	29	8
2		Samuel Fagemo	ONT	19	7
3		Chris Terry	CHI	29	7
4		Ethen Frank	HER	34	7
5		Several Players Tied			6

Short Handed Goals

Rank		Player	Team	GP	SHG
1		Nathan Légaré	LAV	27	3
2		Egor Afanasyev	MIL	28	3
3		Nathan Walker	SPR	30	3
4		Several Players Tied			2

Shots

Rank		Player	Team	GP	Shots
1		Sheldon Rempal	HSK	33	124
2		Lucas Carlsson	CLT	31	123
3		Danil Gushchin	SJ	28	114
4		Brad Hunt	COL	29	105
5		Adam Gaudette	SPR	30	105

Shooting Percentage

Rank		Player	Team	GP	Goals	Shots	PCT
1		Dmitry Ovchinnikov	TOR	18	7	17	41.2
2		Scott Reedy	TEX	12	5	15	33.3
3		Emil Bemstrom	CLE	8	10	34	29.4
4		Caedan Bankier	IA	9	4	14	28.6
5		Nils Åman	ABB	15	8	29	27.6

Game Winning Goals

Rank		Player	Team	GP	GWG
1	*	Josh Doan	TUC	30	6
2		Lucas Carlsson	CLT	31	5
3		Pierrick Dubé	HER	34	5
4		Several Players Tied			4

Plus/Minus

Rank		Player	Team	GP	+/-
1		Alec Regula	PRO	30	25
2		Dan Renouf	PRO	29	18
3		Philippe Myers	SYR	27	17
4		Joseph Blandisi	TOR	28	15
5		Several Players Tied			14

Shootout Goals

Rank		Player	Team	SOG	SOA
1		Lane Pederson	BAK	3	3
2		Several Players Tied		2	

Shootout Percentage

Rank		Player	Team	SOG	SOA	SO%
1		Several Players Tied				100.0

Leading Goalies

Top 15 Goalies (by GAA)

Rank		Player	Team	GP	Mins	W	L	OTL	SO	EN	GA	GAA	SOW	SOL	SOGA	SOA	SO%	SA	SVS	SV%
1	*	Clay Stevenson	HER	17	1015:07	13	4	0	5	1	28	1.65	0	0	0	0	0.000	456	428	0.939
2	*	Dennis Hildeby	TOR	15	901:19	7	5	3	2	1	33	2.20	0	1	2	2	0.000	408	375	0.919
3		Chris Driedger	CV	15	844:19	9	5	1	2	2	31	2.20	1	0	1	3	0.667	370	339	0.916
4		Hunter Shepard	HER	16	975:29	14	2	0	1	1	37	2.28	2	0	1	6	0.833	404	367	0.908
5	*	Joel Blomqvist	WBS	17	961:50	9	4	2	0	3	37	2.31	0	0	0	0	0.000	433	396	0.915
6		Hugo Alnefelt	SYR	13	743:19	4	5	3	2	2	30	2.42	0	2	3	5	0.400	304	274	0.901
7		Jesper Wallstedt	IA	18	1037:16	11	7	0	2	4	42	2.43	1	0	0	3	1.000	541	499	0.922
8		Louis Domingue	HFD	13	786:54	9	2	2	1	1	32	2.44	2	0	0	5	1.000	366	334	0.913
9		Yaroslav Askarov	MIL	15	834:12	8	6	1	0	2	34	2.45	0	0	0	0	0.000	369	335	0.908
10		Oscar Dansk	CGY	12	703:15	6	3	2	0	1	29	2.47	0	0	0	0	0.000	374	345	0.922
11		Olivier Rodrigue	BAK	12	702:08	6	2	3	0	0	29	2.48	1	2	6	14	0.571	383	354	0.924
12		Dustin Wolf	CGY	19	1103:08	13	5	1	3	3	46	2.50	1	0	0	3	1.000	603	557	0.924
13	*	Isaac Poulter	UTC	15	802:22	8	4	1	1	1	34	2.54	0	0	0	0	0.000	390	356	0.913
14		Matt Tomkins	SYR	10	603:05	5	4	1	0	1	26	2.59	1	0	0	3	1.000	261	235	0.900
15		Several Goaltenders Tied										2.60								

Wins

Rank		Player	Team	W
1		Jet Greaves	CLE	16
2		Matthew Villalta	TUC	15
3		Hunter Shepard	HER	14
4	*	Clay Stevenson	HER	13
5		Dustin Wolf	CGY	13

Losses

Rank	Player	Team	L
1	Jakub Skarek	BRI	13
2	Collin Delia	MB	9
3	Several Goaltenders Tied		8

Mins

Rank	Player	Team	Mins
1	Matthew Villalta	TUC	1424:44
2	Jet Greaves	CLE	1126:50
3	Brandon Bussi	PRO	1118:38
4	Dustin Wolf	CGY	1103:08
5	Art?rs ?ilovs	ABB	1102:16

Shutouts

Rank		Player	Team	SO
1	*	Clay Stevenson	HER	5
2		David Rittich	ONT	3
3		Dustin Wolf	CGY	3
4		Art?rs ?ilovs	ABB	3
5		Several Goaltenders Tied		2

Saves

Rank	Player	Team	SVS
1	Matthew Villalta	TUC	663
2	Dustin Wolf	CGY	557
3	Jet Greaves	CLE	534
4	Art?rs ?ilovs	ABB	500
5	Jesper Wallstedt	IA	499

Save Percentage

Rank		Player	Team	GA	SVS	SV%
1	*	Clay Stevenson	HER	28	428	0.939
2		Olivier Rodrigue	BAK	29	354	0.924
3		Dustin Wolf	CGY	46	557	0.924
4		Oscar Dansk	CGY	29	345	0.922
5		Jesper Wallstedt	IA	42	499	0.922

Shootout Wins

Rank	Player	Team	SOW
1	Hunter Shepard	HER	2
2	Remi Poirier	TEX	2
3	Louis Domingue	HFD	2
4	Dustin Tokarski	ROC	2
5	Several Goaltenders Tied		1

Shootout Percentage

Rank	Player	Team	Saves	Att	SO%
1	Several Goaltenders Tied				1.000

** indicates rookie*

Leaders (Rookies)

Top 20 Scorers

Rank		Player	Team	GP	G	A	PTS
1	*	Logan Stankoven	TEX	29	15	23	38
2	*	Brandt Clarke	ONT	30	7	25	32
3	*	Matt Coronato	CGY	23	10	16	26
4	*	Joshua Roy	LAV	30	10	16	26
5	*	Samu Tuomaala	LV	31	8	17	25
6	*	Brad Lambert	MB	25	11	12	23
7	*	Nikita Chibrikov	MB	26	9	14	23
8	*	Brennan Othmann	HFD	28	9	14	23
9	*	John Farinacci	PRO	33	7	16	23
10	*	Xavier Parent	UTC	27	9	13	22
11	*	Mackie Samoskevich	CLT	27	9	13	22
12	*	Olen Zellweger	SD	29	6	16	22
13	*	Logan Morrison	CV	29	7	14	21
14	*	Rory Kerins	CGY	24	9	11	20
15	*	Josh Doan	TUC	30	13	6	19
16	*	Ethan Cardwell	SJ	28	9	10	19
17	*	Joakim Kemell	MIL	28	8	11	19
18	*	Shane Wright	CV	26	11	7	18
19	*	Fedor Svechkov	MIL	28	9	9	18
20	*	Zach L'Heureux	MIL	27	6	12	18

Minor Penalties

Rank		Player	Team	GP	MinPen
1	*	Trevor Kuntar	PRO	33	18
2	*	Jacob Melanson	CV	28	14
3	*	Emil Andrae	LV	22	13
4		Several Players Tied			12

Power Play Goals

Rank		Player	Team	GP	PPG
1	*	Kyle McDonald	TEX	21	6
2		Several Players Tied			5

Shots

Rank		Player	Team	GP	Shots
1	*	Joshua Roy	LAV	30	96
2	*	Brennan Othmann	HFD	28	95
3	*	Brandt Clarke	ONT	30	95
4	*	Logan Stankoven	TEX	29	88
5	*	Olen Zellweger	SD	29	85

Game Winning Goals

Rank		Player	Team	GP	GWG
1	*	Josh Doan	TUC	30	6
2	*	Rory Kerins	CGY	24	4
3	*	Parker Ford	MB	27	3
4		Several Players Tied			2

Shootout Goals

Rank		Player	Team	SOG	SOA
1	*	Logan Stankoven	TEX	2	3
2		Several Players Tied		1	

Goals

Rank		Player	Team	GP	G
1	*	Logan Stankoven	TEX	29	15
2	*	Josh Doan	TUC	30	13
3	*	Brad Lambert	MB	25	11
4	*	Shane Wright	CV	26	11
5		Several Players Tied			10

Assists

Rank		Player	Team	GP	A
1	*	Brandt Clarke	ONT	30	25
2	*	Logan Stankoven	TEX	29	23
3	*	Samu Tuomaala	LV	31	17
4		Several Players Tied			16

Penalty Minutes

Rank		Player	Team	GP	PIM
1	*	Zach L'Heureux	MIL	27	82
2	*	Jacob Melanson	CV	28	63
3	*	Trevor Kuntar	PRO	33	61
4	*	Lian Bichsel	TEX	16	34
5	*	Matthew Stienburg	COL	26	34

Major Penalties

Rank		Player	Team	GP	MajPen
1	*	Jacob Melanson	CV	28	5
2	*	Zach L'Heureux	MIL	27	3
3	*	Jagger Joshua	WBS	28	3
4	*	Andrew Perrott	RFD	17	3
5	*	Sam Bitten	SPR	7	3

Short Handed Goals

Rank		Player	Team	GP	SHG
1		Several Players Tied			1

Shooting Percentage

Rank		Player	Team	GP	Goals	Shots	PCT
1	*	Kyle McDonald	TEX	21	8	33	24.2
2	*	Ben King	SD	28	8	34	23.5
3	*	Bradley Marek	SJ	17	4	18	22.2
4	*	Jake Wise	CLT	19	5	23	21.7
5	*	Judd Caulfield	SD	30	6	28	21.4

Plus/Minus

Rank		Player	Team	GP	+/-
1	*	Cole McWard	ABB	24	13
2	*	Ville Ottavainen	CV	27	13
3	*	Ivan Miroshnichenko	HER	28	13
4	*	Max Sasson	ABB	22	11
5		Several Players Tied			10

Shootout Percentage

Rank		Player	Team	SOG	SOA	SO%
1		Several Players Tied				100.0

Leaders (Defencemen)

Top 20 Scorers

Rank		Player	Team	GP	G	A	PTS
1	*	Brandt Clarke	ONT	30	7	25	32
2		Matt Donovan	CHI	27	2	26	28
3		Leon Gawanke	SJ	29	7	18	25
4		Lucas Carlsson	CLT	31	10	14	24
5		Derrick Pouliot	TEX	28	5	19	24
6		Mac Hollowell	HFD	24	1	23	24
7		Trevor Carrick	SD	30	5	18	23
8	*	Olen Zellweger	SD	29	6	16	22
9		Jake Christiansen	CLE	28	5	17	22
10		Ty Smith	WBS	27	4	18	22
11		Shakir Mukhamadullin	SJ	29	4	18	22
12		Dylan Coghlan	SPR	28	10	11	21
13		Brad Hunt	COL	29	9	12	21
14		Kyle Capobianco	MB	25	6	15	21
15		Maxence Guenette	BEL	29	4	17	21
16		Christian Wolanin	ABB	25	2	18	20
17		Jack Thompson	SYR	31	2	18	20
18		Victor Soderstrom	TUC	30	7	11	18
19		Simon Edvinsson	GR	27	6	12	18
20		Dennis Cholowski	BRI	30	4	14	18

Goals

Rank	Player	Team	GP	G
1	Lucas Carlsson	CLT	31	10
2	Dylan Coghlan	SPR	28	10
3	Brad Hunt	COL	29	9
4	Several Players Tied			7

Assists

Rank		Player	Team	GP	A
1		Matt Donovan	CHI	27	26
2	*	Brandt Clarke	ONT	30	25
3		Mac Hollowell	HFD	24	23
4		Derrick Pouliot	TEX	28	19
5		Several Players Tied			18

Penalty Minutes

Rank	Player	Team	GP	PIM
1	Brady Keeper	LAV	20	51
2	Josh Healey	RFD	20	50
3	Montana Onyebuchi	TUC	23	48
4	Jonathan Aspirot	CGY	26	46
5	Emil Lilleberg	SYR	31	45

Minor Penalties

Rank	Player	Team	GP	MinPen
1	Dylan McIlrath	HER	27	17
2	Nikolas Brouillard	HFD	29	16
3	Josh Healey	RFD	20	15
4	Emil Lilleberg	SYR	31	15
5	Several Players Tied			14

Major Penalties

Rank	Player	Team	GP	MajPen
1	Tyrel Bauer	MB	25	5
2	Josh Healey	RFD	20	4
3	Montana Onyebuchi	TUC	23	4
4	Keaton Middleton	COL	28	4
5	Several Players Tied			3

Power Play Goals

Rank		Player	Team	GP	PPG
1		Kyle Capobianco	MB	25	3
2		Dylan Coghlan	SPR	28	3
3	*	Olen Zellweger	SD	29	3
4		Brady Lyle	CGY	31	3
5		Several Players Tied			2

Short Handed Goals

Rank	Player	Team	GP	SHG
1	Several Players Tied			1

Shots

Rank		Player	Team	GP	Shots
1		Lucas Carlsson	CLT	31	123
2		Brad Hunt	COL	29	105
3	*	Brandt Clarke	ONT	30	95
4	*	Olen Zellweger	SD	29	85
5		Leon Gawanke	SJ	29	81

Shooting Percentage

Rank	Player	Team	GP	Goals	Shots	PCT
1	Wyatt Aamodt	COL	24	6	37	16.2
2	Ben Gleason	BAK	16	5	31	16.1
3	Dylan McIlrath	HER	27	3	19	15.8
4	Ashton Sautner	MB	27	5	34	14.7
5	Several Players Tied					14.3

Game Winning Goals

Rank	Player	Team	GP	GWG
1	Lucas Carlsson	CLT	31	5
2	Dylan Coghlan	SPR	28	4
3	Jack Rathbone	WBS	30	3
4	Robin Salo	BRI	30	3
5	Several Players Tied			2

Plus/Minus

Rank	Player	Team	GP	+/-
1	Alec Regula	PRO	30	25
2	Dan Renouf	PRO	29	18
3	Philippe Myers	SYR	27	17
4	Several Players Tied			13

Shootout Goals

Rank	Player	Team	SOG	SOA
1	Jordan Gross	MIL	1	1

Shootout Percentage

Rank	Player	Team	SOG	SOA	SO%
1	Jordan Gross	MIL	1	1	100.0

Player Streaks

Player Goal Streaks (Current)

Rank		GP	Player	Team	From	To	Goals	Assists	Points
1		6	Rocco Grimaldi	CHI	Dec 19, 2023	Jan 2, 2024	6	2	8
2		4	Roby Jarventie	BEL	Dec 22, 2023	Dec 30, 2023	5	2	7
3	*	4	Carter Mazur	GR	Dec 20, 2023	Dec 31, 2023	4	1	5
4		3	Several Players Tied						

Player Goal Streaks (All Season)

Rank		GP	Player	Team	From	To	Goals	Assists	Points
1		6	Adam Gaudette	SPR	Oct 15, 2023	Oct 28, 2023	9	1	10
2		6	Rocco Grimaldi	CHI	Dec 19, 2023	Jan 2, 2024	6	2	8
3	*	5	Logan Stankoven	TEX	Nov 10, 2023	Nov 24, 2023	6	1	7
4		4	Several Players Tied						

Player Assist Streaks (Current)

Rank		GP	Player	Team	From	To	Goals	Assists	Points
1		4	Jonny Brodzinski	HFD	Nov 18, 2023	Nov 25, 2023	1	8	9
2		4	Fabian Lysell	PRO	Dec 23, 2023	Dec 30, 2023	2	5	7
3		4	Egor Sokolov	BEL	Dec 22, 2023	Dec 30, 2023	1	4	5
4		4	Declan Chisholm	MB	Nov 17, 2023	Nov 24, 2023	0	5	5
5		3	Several Players Tied						

Player Assist Streaks (All Season)

Rank		GP	Player	Team	From	To	Goals	Assists	Points
1		8	Mac Hollowell	HFD	Oct 13, 2023	Nov 3, 2023	0	9	9
2		7	Several Players Tied						

Player Point Streaks (Current)

Rank		GP	Player	Team	From	To	Goals	Assists	Points
1		8	Chris Terry	CHI	Dec 16, 2023	Jan 2, 2024	4	6	10
2		7	Jonny Brodzinski	HFD	Nov 12, 2023	Nov 25, 2023	5	9	14
3		6	Several Players Tied						

Player Point Streaks (All Season)

Rank		GP	Player	Team	From	To	Goals	Assists	Points
1		16	Alex Steeves	TOR	Oct 22, 2023	Dec 20, 2023	11	11	22
2	*	11	Logan Stankoven	TEX	Nov 10, 2023	Dec 9, 2023	8	8	16
3	*	9	Brandt Clarke	ONT	Nov 4, 2023	Nov 25, 2023	3	9	12
4		9	Rem Pitlick	WBS	Nov 29, 2023	Dec 21, 2023	4	7	11
5		9	Mac Hollowell	HFD	Oct 13, 2023	Nov 4, 2023	1	9	10

Henderson Silver Knights Roster

PLAYERS

#	Name	Pos	Shoots	Ht	Wt	Birthdate	Birthtown
4	Mason Geertsen	F	L	6-4	228	Apr 19, 1995	Drayton Valley, AB
5	Daniil Chayka	D	L	6-3	200	Oct 22, 2002	Moscow, Russia
11	Mason Morelli	F	L	6-1	210	Feb 1, 1996	Minot, ND
12	Jakub Brabenec	F	L	6-1	180	Sep 11, 2003	Jihlava, Czechia
13	Jakub Demek	F	L	6-4	210	Jun 6, 2003	Kosice, Slovakia
15	Christoffer Sedoff	D	L	6-1	201	Feb 20, 2002	Helsinki, Finland
19	Brendan Brisson	F	L	6-1	191	Oct 22, 2001	Manhattan Beach, CA
24	Adam Cracknell	F	R	6-3	211	Jul 15, 1985	Prince Albert, SK
31	Isaiah Saville	G	R	6-1	207	Sep 21, 2000	Anchorage, AK
32	Jesper Vikman	G	L	6-4	205	Mar 11, 2002	Stockholm, Sweden
41	Brandon Hickey	D	L	6-2	195	Apr 13, 1996	Leduc, AB
44	Layton Ahac	D	L	6-2	205	Feb 22, 2001	North Vancouver, BC
45	Jake Bischoff	D	L	6-1	195	Jul 25, 1994	Cambridge, MN
46	Jonas Rondbjerg	RW	L	6-2	202	Mar 31, 1999	Horsholm, DEN
51	Byron Froese	F	R	6-1	195	Mar 12, 1991	Winkler, MB
53	Simon Pinard	F	L	5-11	190	May 26, 2001	Drummondville, QC
56	Sheldon Rempal	F	R	5-11	173	Aug 7, 1995	Calgary, AB
57	Mason Primeau	F	L	6-6	221	Jul 28, 2001	Toronto, ON
65	Dysin Mayo	D	R	6-1	189	Aug 17, 1996	Victoria, BC
67	Tyler Benson	F	L	6-1	190	Mar 15, 1998	Edmonton, AB
72	Gage Quinney	F	L	6-1	206	Jul 29, 1995	Las Vegas, NV
74	Noah Carroll	D	L	6-1	191	Dec 2, 1997	Strathroy, ON
83	Daniel D'Amato	F	L	6-1	194	Apr 8, 2001	Maple, ON

Calgary Wranglers Roster

PLAYERS

#	Name	Pos	Shoots	Ht	Wt	Birthdate	Birthtown
3	Jarrod Gourley	D	L	6-2	210	Jun 29, 1999	Calgary, AB
4	Jeremie Poirier	D	L	6-0	190	Jun 2, 2002	Salaberry-de-Valleyfield,
5	Colton Poolman	D	L	6-1	190	Dec 18, 1995	East Grand Forks, MN
6	Mitch McLain	C	L	6-0	210	Dec 9, 1993	Baxter, MN
7	Brett Sutter	LW	L	6-0	205	Jun 2, 1987	Viking, AB
8	Ilya Solovyov	D	L	6-3	210	Jul 20, 2000	Mogilev, Belarus
10	Cole Schwindt	C	R	6-3	195	Apr 25, 2001	Kitchener, ON
13	Mark Pysyk	D	R	6-1	205	Jan 11, 1992	Sherwood Park, AB
14	Ilya Nikolaev	C	L	6-0	195	Jun 26, 2001	Yaroslavl, Russia
16	Will Riedell	D	L	6-2	200	Oct 9, 1996	Greensboro, NC
17	Lucas Ciona	LW	L	6-2	220	Jan 8, 2003	Edmonton, AB
18	Ben Jones	C	L	6-0	190	Feb 26, 1999	Waterloo, ON
19	Clark Bishop	C	L	6-0	195	Mar 29, 1996	St. John's, NL
20	Alex Gallant	LW	L	5-11	180	Dec 8, 1992	Summerside, PE
22	Dryden Hunt	LW	L	6-1	195	Nov 24, 1995	Cranbrook, BC
23	Rory Kerins	C	L	5-11	190	Apr 12, 2002	Caledon, ON
32	Dustin Wolf	G	L	6-0	180	Apr 16, 2001	Tustin, CA
33	Brady Lyle	D	R	6-3	215	Jun 6, 1999	North Bay, ON
35	Oscar Dansk	G	L	6-3	200	Feb 28, 1994	Stockholm, Sweden
37	Yan Kuznetsov	D	L	6-5	220	Mar 9, 2002	Murmansk, Russia
39	Matt Coronato	RW	R	5-10	195	Nov 14, 2002	Huntington, NY
42	Sam Jardine	D	L	6-2	210	Aug 12, 1993	Lacombe, AB
43	Adam Klapka	RW	R	6-7	230	Sep 14, 2000	Prague, Czechia
44	William Stromgren	LW	L	6-3	195	Jun 7, 2003	Ornskoldsvik, Sweden
46	Emilio Pettersen	LW	L	5-11	180	Apr 3, 2000	Manglerud, Norway
48	Jonathan Aspirot	D	L	6-0	205	May 16, 1999	Mascouche, QC
58	Oliver Kylington	D	L	6-0	185	May 19, 1997	Stockholm, Sweden

2023-24 Regular Season Team Statistics
Henderson Silver Knights

PLAYERS

	#	Name	Pos	GP	G	A	PTS	+/-	PIM	PPG	PPA	SH	SHA	GW	FG	IG	OT	UA	EN	SOG	SOA	SOGW	SO%	Pt/G	PIMPG	SA	SH%
X	54	Grigori Denisenko	F	31	12	18	30	-4	26	4	7	0	0	4	0	2	2	0	1	0	2	0	0.0	0.97	0.84	72	16.7
	24	Adam Cracknell	F	33	13	10	23	-4	8	6	3	0	0	1	2	2	0	2	1	0	0	0	0.0	0.70	0.24	48	27.1
	19	Brendan Brisson	F	33	10	13	23	2	26	3	6	0	0	1	0	0	0	0	1	0	2	0	0.0	0.70	0.79	72	13.9
	56	Sheldon Rempal	F	33	12	10	22	-5	12	5	7	0	0	2	2	3	0	0	1	1	1	0	100.0	0.67	0.36	124	9.7
	11	Mason Morelli	F	31	10	9	19	1	18	2	3	0	0	0	2	1	0	2	2	0	0	0	0.0	0.61	0.58	76	13.2
	72	Gage Quinney	F	21	5	11	16	5	2	2	3	0	1	2	0	1	1	0	0	0	2	0	0.0	0.76	0.10	51	9.8
	46	Jonas Rondbjerg	RW	22	4	10	14	-7	8	3	4	0	1	2	1	0	0	0	0	0	1	0	0.0	0.64	0.36	46	8.7
	45	Jake Bischoff	D	32	2	12	14	4	15	0	5	0	0	0	1	0	0	0	0	0	0	0	0.0	0.44	0.47	61	3.3
	67	Tyler Benson	F	27	4	9	13	-8	6	2	4	0	0	1	0	0	0	0	0	0	0	0	0.0	0.48	0.22	33	12.1
	51	Byron Froese	F	30	6	6	12	-5	16	2	2	0	0	2	1	0	1	1	1	0	0	0	0.0	0.40	0.53	57	10.5
X	40	Lukas Cormier	D	27	1	11	12	-2	20	0	4	0	0	0	0	0	0	0	0	0	1	0	0.0	0.44	0.74	75	1.3
	65	Dysin Mayo	D	31	3	6	9	-2	20	0	0	1	0	0	1	0	0	0	0	0	0	0	0.0	0.29	0.65	47	6.4
*	12	Jakub Brabenec	F	22	4	4	8	-4	10	0	0	0	0	1	1	0	1	0	0	0	1	0	0.0	0.36	0.45	9	44.4
*	13	Jakub Demek	F	27	3	5	8	-6	16	0	1	0	0	1	0	0	0	1	0	0	0	0	0.0	0.30	0.59	33	9.1
*	15	Christoffer Sedoff	D	29	0	7	7	-2	10	0	3	0	0	0	0	0	0	0	0	0	0	0	0.0	0.24	0.34	37	0.0
	57	Mason Primeau	F	22	2	4	6	-3	14	0	0	0	0	0	0	0	0	0	1	0	0	0	0.0	0.27	0.64	23	8.7
*	83	Daniel D'Amato	F	22	1	4	5	-4	19	0	1	0	0	0	0	0	0	0	0	0	0	0	0.0	0.23	0.86	18	5.6
	5	Daniil Chayka	D	30	0	5	5	-10	8	0	0	0	0	0	0	0	0	0	0	0	0	0	0.0	0.17	0.27	32	0.0
X	6	Kaedan Korczak	D	5	0	3	3	-3	8	0	2	0	0	0	0	0	0	0	0	0	0	0	0.0	0.60	1.60	5	0.0
*X	42	Alex Swetlikoff	F	7	2	0	2	1	2	0	0	0	0	0	0	0	0	0	0	0	0	0	0.0	0.29	0.29	10	20.0
	4	Mason Geertsen	F	24	2	0	2	-4	79	0	0	0	0	0	0	0	0	0	0	0	0	0	0.0	0.08	3.29	17	11.8
	41	Brandon Hickey	D	12	0	2	2	-5	4	0	0	0	0	0	0	0	0	0	0	0	0	0	0.0	0.17	0.33	14	0.0
	44	Layton Ahac	D	33	0	2	2	-11	23	0	0	0	0	0	0	0	0	0	0	0	0	0	0.0	0.06	0.70	39	0.0
*X	47	Patrick Guay	F	10	0	1	1	-3	9	0	0	0	0	0	0	0	0	0	0	0	0	0	0.0	0.10	0.90	6	0.0
*X	39	Michael Bullion	G	2	0	0	0	0	0	0	0	0	0	0	0	0	0	0	0	0	0	0	0.0	0.00	0.00	0	0.0
	31	Isaiah Saville	G	6	0	0	0	0	0	0	0	0	0	0	0	0	0	0	0	0	0	0	0.0	0.00	0.00	0	0.0
*	32	Jesper Vikman	G	6	0	0	0	0	0	0	0	0	0	0	0	0	0	0	0	0	0	0	0.0	0.00	0.00	0	0.0
X	68	Jordan Papirny	G	7	0	0	0	0	0	0	0	0	0	0	0	0	0	0	0	0	0	0	0.0	0.00	0.00	0	0.0
X	30	Jiri Patera	G	14	0	0	0	0	0	0	0	0	0	0	0	0	0	0	0	0	0	0	0.0	0.00	0.00	0	0.0

Goalies

	#	Name	GP	Mins	GA	SO	GAA	W	L	OT	SA	SVS	SV%
X	30	Jiri Patera	14	833:59	44	0	3.17	6	6	2	441	397	0.900
X	68	Jordan Papirny	7	424:17	24	0	3.39	2	4	1	193	169	0.876
*	32	Jesper Vikman	6	289:25	13	0	2.70	4	0	0	147	134	0.912
*	31	Isaiah Saville	6	320:39	11	1	2.06	4	2	0	146	135	0.925
*X	39	Michael Bullion	2	117:32	3	0	1.53	1	1	0	57	54	0.947
		Empty Net		14:16	3						3		
		Totals	33	2014	98	1	2.94	17	13	3	987	889	0.901

** indicates rookie*
X indicates inactive

2023-24 Regular Season Team Statistics
Calgary Wranglers

PLAYERS

	#	Name	Pos	GP	G	A	PTS	+/-	PIM	PPG	PPA	SH	SHA	GW	FG	IG	OT	UA	EN	SOG	SOA	SOGW	SO%	Pt/G	PIMPG	SA	SH%
*	39	Matt Coronato	RW	23	10	16	26	10	4	1	4	0	1	2	2	1	0	1	1	0	0	0	0.0	1.13	0.17	79	12.7
	18	Ben Jones	C	31	11	12	23	11	20	0	1	2	0	0	2	1	0	0	0	0	0	0	0.0	0.74	0.65	76	14.5
	46	Emilio Pettersen	LW	31	6	17	23	3	10	3	3	0	0	1	0	0	0	0	0	0	0	0	0.0	0.74	0.32	48	12.5
	43	Adam Klapka	RW	29	10	10	20	11	40	3	2	0	0	3	1	2	0	0	0	0	0	0	0.0	0.69	1.38	74	13.5
*	23	Rory Kerins	C	24	9	11	20	4	2	5	3	0	0	4	0	1	0	0	0	1	1	1	100.0	0.83	0.08	58	15.5
	22	Dryden Hunt	LW	21	7	13	20	10	19	0	3	1	1	0	4	1	0	3	2	0	0	0	0.0	0.95	0.90	61	11.5
	10	Cole Schwindt	C	31	7	9	16	12	8	2	2	0	1	1	1	0	0	0	0	0	1	0	0.0	0.52	0.26	54	13.0
	19	Clark Bishop	C	26	7	8	15	1	37	0	0	1	0	0	2	1	0	0	1	0	0	0	0.0	0.58	1.42	30	23.3
	48	Jonathan Aspirot	D	26	2	11	13	1	46	1	5	0	1	1	1	0	1	0	0	0	0	0	0.0	0.50	1.77	33	6.1
	33	Brady Lyle	D	31	5	6	11	6	20	3	2	0	0	1	1	1	0	0	0	0	0	0	0.0	0.35	0.65	69	7.2
X	47	Connor Zary	LW	6	1	9	10	4	2	0	3	0	0	1	0	0	0	0	0	0	0	0	0.0	1.67	0.33	15	6.7
X	27	Nick DeSimone	D	10	0	8	8	7	0	0	1	0	0	0	0	0	0	0	0	0	0	0	0.0	0.80	0.00	25	0.0
X	15	Jordan Oesterle	D	12	0	8	8	-2	2	0	5	0	0	0	0	0	0	0	0	0	0	0	0.0	0.67	0.17	19	0.0
	6	Mitch McLain	C	26	7	0	7	-13	76	2	0	0	0	2	2	0	0	1	0	0	0	0	0.0	0.27	2.92	47	14.9
	37	Yan Kuznetsov	D	31	2	5	7	5	13	0	0	0	0	0	0	1	0	0	0	0	0	0	0.0	0.23	0.42	38	5.3
	4	Jeremie Poirier	D	4	1	6	7	1	0	0	3	0	0	0	0	0	0	0	0	0	0	0	0.0	1.75	0.00	9	11.1
X	24	Martin Pospisil	LW	6	3	3	6	2	6	1	1	0	0	1	0	0	1	0	0	0	0	0	0.0	1.00	1.00	11	27.3
	8	Ilya Solovyov	D	23	2	4	6	3	14	0	0	0	0	0	0	1	0	0	0	0	0	0	0.0	0.26	0.61	42	4.8
*	14	Ilya Nikolaev	C	17	2	3	5	1	6	0	0	0	0	0	0	1	0	0	0	0	0	0	0.0	0.29	0.35	17	11.8
	5	Colton Poolman	D	26	2	1	3	5	2	0	0	0	0	1	1	0	0	0	0	0	0	0	0.0	0.12	0.08	25	8.0
*	44	William Stromgren	LW	28	1	2	3	-7	10	0	1	0	0	0	0	0	0	0	0	0	0	0	0.0	0.11	0.36	24	4.2
	16	Will Riedell	D	7	0	3	3	1	7	0	0	0	0	0	0	0	0	0	0	0	0	0	0.0	0.43	1.00	7	0.0
	7	Brett Sutter	LW	19	2	0	2	-3	13	0	0	0	0	0	1	0	0	0	0	0	0	0	0.0	0.11	0.68	20	10.0
*	17	Lucas Ciona	LW	27	1	1	2	-7	27	0	0	0	0	0	0	0	0	0	0	0	0	0	0.0	0.07	1.00	30	3.3
	13	Mark Pysyk (total)	D	19	0	2	2	-6	10	0	1	0	0	0	0	0	0	0	0	0	0	0	0.0	0.11	0.53	24	0.0
		WBS	D	8	0	0	0	-3	4	0	0	0	0	0	0	0	0	0	0	0	0	0	0.000	0.00	0.50	5	0.0
		CGY	D	11	0	2	2	-3	6	0	1	0	0	0	0	0	0	0	0	0	0	0	0.000	0.18	0.55	19	0.0
	42	Sam Jardine	D	6	0	1	1	2	7	0	0	0	0	0	0	0	0	0	0	0	0	0	0.0	0.17	1.17	4	0.0
	20	Alex Gallant	LW	22	0	1	1	-4	48	0	0	0	0	0	0	0	0	0	0	0	0	0	0.0	0.05	2.18	10	0.0
	3	Jarrod Gourley	D	1	0	0	0	0	0	0	0	0	0	0	0	0	0	0	0	0	0	0	0.0	0.00	0.00	0	0.0
*X	1	Connor Murphy	G	1	0	0	0	0	0	0	0	0	0	0	0	0	0	0	0	0	0	0	0.0	0.00	0.00	0	0.0
X	28	Mark Duarte	RW	3	0	0	0	0	2	0	0	0	0	0	0	0	0	0	0	0	0	0	0.0	0.00	0.67	3	0.0
	35	Oscar Dansk	G	12	0	0	0	0	2	0	0	0	0	0	0	0	0	0	0	0	0	0	0.0	0.00	0.17	0	0.0
	32	Dustin Wolf	G	19	0	0	0	0	0	0	0	0	0	0	0	0	0	0	0	0	0	0	0.0	0.00	0.00	0	0.0

Goalies

	#	Name	GP	Mins	GA	SO	GAA	W	L	OT	SA	SVS	SV%
	32	Dustin Wolf	19	1103:08	46	3	2.50	13	5	1	603	557	0.924
	35	Oscar Dansk	12	703:15	29	0	2.47	6	3	2	374	345	0.922
*X	1	Connor Murphy	1	57:01	4	0	4.21	0	1	0	21	17	0.810
		Empty Net		14:24	5						5		
		Totals	31	1891	84	3	2.68	19	9	3	1003	919	0.916

** indicates rookie*
X indicates inactive

Calgary Wranglers 2023-24 Regular Season Game Schedule

Date	Opponent	Result	Record	Score	GWG	Goaltender	Opposing Goaltender
Oct. 13	at Manitoba	W	1-0-0-0	4-2	Adam Klapka	Dustin Wolf (2 GA, 28 SVS)	Oskari Salminen (4 GA, 17 SVS)
Oct. 15	at Manitoba	OTL	1-0-1-0	2-3 OT		Oscar Dansk (3 GA, 37 SVS)	Collin Delia (2 GA, 24 SVS)
Oct. 20	at Abbotsford	W	2-0-1-0	3-2	Adam Klapka	Dustin Wolf (2 GA, 39 SVS)	Art?rs ?ilovs (3 GA, 24 SVS)
Oct. 21	at Abbotsford	W	3-0-1-0	7-6 OT	Martin Pospisil	Dustin Wolf (6 GA, 34 SVS)	Art?rs ?ilovs (7 GA, 30 SVS)
Oct. 28	Colorado	W	4-0-1-0	2-1	Connor Zary	Dustin Wolf (1 GA, 28 SVS)	Justus Annunen (2 GA, 22 SVS)
Oct. 29	Colorado	W	5-0-1-0	2-1 OT	Jonathan Aspirot	Oscar Dansk (1 GA, 27 SVS)	Justus Annunen (2 GA, 24 SVS)
Nov. 3	San Jose	W	6-0-1-0	1-0	Matt Coronato	Dustin Wolf (0 GA, 27 SVS)	Magnus Chrona (1 GA, 34 SVS)
Nov. 5	San Jose	L	6-1-1-0	1-4		Dustin Wolf (3 GA, 14 SVS)	Georgi Romanov (1 GA, 34 SVS)
Nov. 10	at San Diego	W	7-1-1-0	8-3	Matt Coronato	Oscar Dansk (3 GA, 30 SVS)	Alex Stalock (7 GA, 13 SVS)
Nov. 11	at Coachella Valley	W	8-1-1-0	4-1	Emilio Pettersen	Oscar Dansk (1 GA, 40 SVS)	Chris Driedger (3 GA, 19 SVS)
Nov. 14	Bakersfield	W	9-1-1-0	6-3	Rory Kerins	Oscar Dansk (3 GA, 39 SVS)	Jack Campbell (5 GA, 21 SVS)
Nov. 15	Bakersfield	W	10-1-1-0	4-1	Colton Poolman	Oscar Dansk (1 GA, 19 SVS)	Olivier Rodrigue (4 GA, 37 SVS)
Nov. 17	at Ontario	W	11-1-1-0	5-4 SO		Dustin Wolf (4 GA, 20 SVS)	David Rittich (4 GA, 16 SVS)
Nov. 19	at Ontario	L	11-2-1-0	0-4		Dustin Wolf (3 GA, 20 SVS)	Erik Portillo (0 GA, 19 SVS)
Nov. 21	Tucson	L	11-3-1-0	2-3		Oscar Dansk (3 GA, 27 SVS)	Matthew Villalta (2 GA, 31 SVS)
Nov. 22	Tucson	W	12-3-1-0	4-0	Adam Klapka	Dustin Wolf (0 GA, 24 SVS)	Matthew Villalta (4 GA, 30 SVS)
Nov. 25	Abbotsford	W	13-3-1-0	3-1	Rory Kerins	Dustin Wolf (1 GA, 41 SVS)	Art?rs ?ilovs (2 GA, 23 SVS)
Nov. 26	Abbotsford	L	13-4-1-0	2-7		Dustin Wolf (4 GA, 8 SVS)	Nikita Tolopilo (2 GA, 29 SVS)
Dec. 1	at Henderson	W	14-4-1-0	2-1	Brady Lyle	Dustin Wolf (1 GA, 32 SVS)	Jordan Papirny (2 GA, 30 SVS)
Dec. 3	at Henderson	W	15-4-1-0	7-4	Rory Kerins	Dustin Wolf (4 GA, 43 SVS)	Jordan Papirny (7 GA, 21 SVS)
Dec. 8	Manitoba	W	16-4-1-0	6-2	Rory Kerins	Oscar Dansk (2 GA, 29 SVS)	Collin Delia (6 GA, 31 SVS)
Dec. 10	Manitoba	OTL	16-4-2-0	3-4 OT		Oscar Dansk (4 GA, 23 SVS)	Oskari Salminen (3 GA, 27 SVS)
Dec. 15	at San Jose	L	16-5-2-0	0-3		Oscar Dansk (3 GA, 34 SVS)	Eetu Makiniemi (0 GA, 22 SVS)
Dec. 16	at San Jose	L	16-6-2-0	2-5		Connor Murphy (4 GA, 17 SVS)	Magnus Chrona (2 GA, 27 SVS)
Dec. 20	at Bakersfield	L	16-7-2-0	2-4		Dustin Wolf (3 GA, 27 SVS)	Olivier Rodrigue (2 GA, 38 SVS)
Dec. 22	at Colorado	W	17-7-2-0	2-1	Mitch McLain	Dustin Wolf (1 GA, 31 SVS)	Trent Miner (2 GA, 40 SVS)
Dec. 23	at Colorado	W	18-7-2-0	5-1	Cole Schwindt	Dustin Wolf (1 GA, 36 SVS)	Justus Annunen (4 GA, 19 SVS)
Dec. 28	Abbotsford	OTL	18-7-3-0	3-4 OT		Dustin Wolf (4 GA, 34 SVS)	Art?rs ?ilovs (3 GA, 30 SVS)
Dec. 29	Abbotsford	W	19-7-3-0	5-0	Mitch McLain	Dustin Wolf (0 GA, 37 SVS)	Art?rs ?ilovs (4 GA, 41 SVS)
Jan. 1	Coachella Valley	L	19-8-3-0	1-6		Dustin Wolf (6 GA, 34 SVS)	Ales Stezka (1 GA, 29 SVS)
Jan. 2	Coachella Valley	L	19-9-3-0	1-3		Oscar Dansk (2 GA, 23 SVS)	Cale Morris (1 GA, 30 SVS)
Jan. 5	Henderson	7:00 pm MST					
Jan. 6	Henderson	7:00 pm MST					
Jan. 11	Ontario	7:00 pm MST					
Jan. 12	Ontario	7:00 pm MST					
Jan. 19	at Coachella Valley	7:00 pm PST					
Jan. 20	at Bakersfield	7:00 pm PST					
Jan. 26	at San Jose	7:00 pm PST					
Jan. 27	at San Jose	6:00 pm PST					
Jan. 31	at Coachella Valley	7:00 pm PST					
Feb. 1	at Coachella Valley	7:00 pm PST					
Feb. 3	at Ontario	6:00 pm PST					
Feb. 9	San Diego	1:00 pm MST					
Feb. 10	San Diego	7:00 pm MST					
Feb. 13	Manitoba	7:00 pm MST					
Feb. 14	Manitoba	7:00 pm MST					
Feb. 17	at Abbotsford	7:00 pm PST					
Feb. 19	at Abbotsford	2:00 pm PST					
Feb. 23	at Manitoba	7:00 pm CST					
Feb. 24	at Manitoba	6:00 pm CST					
Mar. 1	Colorado	7:00 pm MST					
Mar. 3	Colorado	12:00 pm MST					
Mar. 5	at Tucson	6:30 pm MST					
Mar. 6	at Tucson	6:30 pm MST					
Mar. 10	Ontario	6:00 pm MDT					
Mar. 11	Ontario	7:00 pm MDT					
Mar. 15	at Colorado	7:05 pm MDT					
Mar. 16	at Colorado	7:05 pm MDT					
Mar. 19	Bakersfield	7:00 pm MDT					
Mar. 20	Bakersfield	7:00 pm MDT					
Mar. 22	at Ontario	7:00 pm PDT					
Mar. 24	at San Diego	5:00 pm PDT					
Mar. 26	Coachella Valley	7:00 pm MDT					
Mar. 27	Coachella Valley	7:00 pm MDT					

Mar. 29	San Jose	1:00 pm MDT
Mar. 31	San Jose	1:00 pm MDT
Apr. 5	at Bakersfield	7:00 pm PDT
Apr. 6	at Bakersfield	7:00 pm PDT
Apr. 11	Abbotsford	7:00 pm MDT
Apr. 12	Abbotsford	7:00 pm MDT
Apr. 19	at Abbotsford	7:00 pm PDT
Apr. 20	at Abbotsford	7:00 pm PDT

* Overtime Game
** Shootout Game

Henderson Silver Knights 2023-24 Regular Season Game Schedule

Date	Opponent	Result	Record	Score	GWG	Goaltender	Opposing Goaltender
Oct. 13	at Iowa	W	1-0-0-0	4-2	Adam Cracknell	Jiri Patera (2 GA, 30 SVS)	Jesper Wallstedt (3 GA, 19 SVS)
Oct. 14	at Iowa	W	2-0-0-0	7-3	Tyler Benson	Jiri Patera (3 GA, 31 SVS)	Zane McIntyre (6 GA, 9 SVS)
Oct. 20	San Jose	W	3-0-0-0	5-4	Sheldon Rempal	Jiri Patera (4 GA, 31 SVS)	Eetu Makiniemi (5 GA, 18 SVS)
Oct. 21	San Jose	W	4-0-0-0	4-3 OT	Grigori Denisenko	Jesper Vikman (3 GA, 20 SVS)	Magnus Chrona (4 GA, 33 SVS)
Oct. 24	at Bakersfield	L	4-1-0-0	1-5		Jiri Patera (5 GA, 21 SVS)	Olivier Rodrigue (1 GA, 31 SVS)
Oct. 25	at San Jose	W	5-1-0-0	4-3 OT	Byron Froese	Jesper Vikman (3 GA, 38 SVS)	Georgi Romanov (4 GA, 37 SVS)
Oct. 27	Ontario	L	5-2-0-0	1-4		Jiri Patera (3 GA, 24 SVS)	David Rittich (1 GA, 28 SVS)
Oct. 29	San Diego	W	6-2-0-0	4-2	Brendan Brisson	Jesper Vikman (2 GA, 23 SVS)	Calle Clang (3 GA, 35 SVS)
Nov. 3	at Abbotsford	W	7-2-0-0	5-2	Byron Froese	Jiri Patera (2 GA, 31 SVS)	Nikita Tolopilo (4 GA, 18 SVS)
Nov. 4	at Abbotsford	L	7-3-0-0	0-2		Jiri Patera (2 GA, 20 SVS)	Art?rs ?ilovs (0 GA, 23 SVS)
Nov. 7	at Colorado	L	7-4-0-0	1-5		Jiri Patera (5 GA, 34 SVS)	Arvid Holm (1 GA, 19 SVS)
Nov. 8	at Colorado	W	8-4-0-0	5-4 OT	Grigori Denisenko	Jiri Patera (4 GA, 25 SVS)	Justus Annunen (5 GA, 28 SVS)
Nov. 15	Coachella Valley	W	9-4-0-0	5-4	Grigori Denisenko	Jiri Patera (4 GA, 24 SVS)	Chris Driedger (5 GA, 15 SVS)
Nov. 17	Abbotsford	OTL	9-4-1-0	2-3 OT		Jiri Patera (3 GA, 40 SVS)	Art?rs ?ilovs (2 GA, 29 SVS)
Nov. 18	Abbotsford	SOL	9-4-1-1	2-3 SO		Jordan Papirny (2 GA, 29 SVS)	Nikita Tolopilo (2 GA, 31 SVS)
Nov. 21	at Bakersfield	L	9-5-1-1	0-2		Jiri Patera (1 GA, 29 SVS)	Jack Campbell (0 GA, 30 SVS)
Nov. 25	Tucson	L	9-6-1-1	2-3		Jiri Patera (3 GA, 30 SVS)	Matthew Villalta (2 GA, 28 SVS)
Nov. 26	Tucson	W	10-6-1-1	3-2 OT	Gage Quinney	Jordan Papirny (2 GA, 30 SVS)	Dylan Wells (3 GA, 27 SVS)
Nov. 29	Bakersfield	SOL	10-6-1-2	3-4 SO		Jiri Patera (3 GA, 27 SVS)	Jack Campbell (3 GA, 39 SVS)
Dec. 1	Calgary	L	10-7-1-2	1-2		Jordan Papirny (2 GA, 30 SVS)	Dustin Wolf (1 GA, 32 SVS)
Dec. 3	Calgary	L	10-8-1-2	4-7		Jordan Papirny (7 GA, 21 SVS)	Dustin Wolf (4 GA, 43 SVS)
Dec. 6	at Ontario	L	10-9-1-2	1-3		Jordan Papirny (3 GA, 21 SVS)	David Rittich (1 GA, 20 SVS)
Dec. 8	at San Jose	L	10-10-1-2	1-6		Jordan Papirny (6 GA, 23 SVS)	Eetu Makiniemi (1 GA, 26 SVS)
Dec. 9	at San Jose	W	11-10-1-2	5-1	Sheldon Rempal	Isaiah Saville (1 GA, 31 SVS)	Georgi Romanov (4 GA, 31 SVS)
Dec. 13	at Ontario	W	12-10-1-2	3-2 OT	Jakub Brabenec	Isaiah Saville (2 GA, 19 SVS)	David Rittich (3 GA, 20 SVS)
Dec. 16	at San Diego	W	13-10-1-2	3-1	Jonas Rondbjerg	Isaiah Saville (1 GA, 26 SVS)	Tomas Suchanek (2 GA, 32 SVS)
Dec. 20	Coachella Valley	W	14-10-1-2	5-1	Jakub Demek	Michael Bullion (1 GA, 31 SVS)	Cale Morris (5 GA, 21 SVS)
Dec. 22	San Jose	L	14-11-1-2	1-2		Michael Bullion (2 GA, 23 SVS)	Magnus Chrona (1 GA, 30 SVS)
Dec. 23	San Jose	W	15-11-1-2	3-2	Gage Quinney	Jordan Papirny (2 GA, 15 SVS)	Georgi Romanov (3 GA, 29 SVS)
Dec. 27	at Bakersfield	L	15-12-1-2	1-3		Isaiah Saville (2 GA, 31 SVS)	Olivier Rodrigue (1 GA, 29 SVS)
Dec. 30	Ontario	L	15-13-1-2	1-7		Isaiah Saville (5 GA, 4 SVS)	Jacob Ingham (1 GA, 40 SVS)
Dec. 31	at Ontario	W	16-13-1-2	3-0	Jonas Rondbjerg	Isaiah Saville (0 GA, 24 SVS)	Erik Portillo (2 GA, 28 SVS)
Jan. 3	San Diego	W	17-13-1-2	6-3	Grigori Denisenko	Jesper Vikman (3 GA, 31 SVS)	Alex Stalock (5 GA, 27 SVS)
Jan. 5	at Calgary	7:00 pm MST					
Jan. 6	at Calgary	7:00 pm MST					
Jan. 12	Milwaukee	7:00 pm PST					
Jan. 13	Milwaukee	3:00 pm PST					
Jan. 15	at Coachella Valley	5:00 pm PST					
Jan. 17	at Coachella Valley	7:00 pm PST					
Jan. 19	at Tucson	7:00 pm MST					
Jan. 20	at Tucson	7:00 pm MST					
Jan. 24	Coachella Valley	7:00 pm PST					
Jan. 26	Colorado	7:00 pm PST					
Jan. 27	Colorado	7:00 pm PST					
Feb. 2	Iowa	7:00 pm PST					
Feb. 3	Iowa	7:00 pm PST					
Feb. 9	at Ontario	7:00 pm PST					
Feb. 10	at Coachella Valley	6:00 pm PST					
Feb. 17	at San Diego	6:00 pm PST					
Feb. 18	at Coachella Valley	5:00 pm PST					
Feb. 23	at Colorado	7:05 pm MST					
Feb. 24	at Colorado	7:05 pm MST					
Mar. 1	Tucson	7:00 pm PST					
Mar. 2	Tucson	7:00 pm PST					
Mar. 6	Bakersfield	7:00 pm PST					
Mar. 8	Abbotsford	7:00 pm PST					
Mar. 9	Abbotsford	3:00 pm PST					
Mar. 12	at Tucson	6:30 pm MST					
Mar. 13	at Tucson	6:30 pm MST					
Mar. 16	at Abbotsford	7:00 pm PDT					
Mar. 17	at Abbotsford	4:00 pm PDT					
Mar. 23	at Milwaukee	6:00 pm CDT					
Mar. 24	at Milwaukee	3:00 pm CDT					
Mar. 29	Bakersfield	7:00 pm PDT					

Mar. 30	Coachella Valley	7:00 pm PDT
Apr. 3	Ontario	7:00 pm PDT
Apr. 6	Colorado	1:00 pm PDT
Apr. 7	Colorado	1:00 pm PDT
Apr. 10	at San Jose	7:00 pm PDT
Apr. 13	Ontario	7:00 pm PDT
Apr. 19	Bakersfield	7:00 pm PDT
Apr. 20	at Bakersfield	7:00 pm PDT

* Overtime Game
** Shootout Game

Henderson Silver Knights vs Calgary Wranglers Head to Head

Summary

Description	Result	
Head to Head Record 2023-24 Regular Season	Calgary 2-0-0-0	Henderson 0-2-0-0
Head to Head Record 2022-23 Regular Season	Calgary 3-4-1-0	Henderson 5-3-0-0
Last 5 Years record between teams	Calgary 5-4-1-0	Henderson 5-5-0-0
Calgary vs. Henderson Last 5 Years record at Calgary	Calgary 2-1-1-0	Henderson 2-2-0-0
Calgary vs. Henderson Last 5 Years record at Henderson	Calgary 3-3-0-0	Henderson 3-3-0-0
Previous Meetings This Season	Calgary 7 @ Henderson 4 (Dec 3 2023) Final Calgary 2 @ Henderson 1 (Dec 1 2023) Final	

Match Up

	Henderson	Calgary
Team Record	17-13-1-2 -- 37 points	19-9-3-0 -- 41 points
Division Ranking	4th Pacific	1st Pacific
Conference Ranking	5th Western	1st Western
League Ranking	9th	3rd
Past 10 Games	7-3-0-0	3-5-2-0
Streak	2-0-0-0	0-2-0-0
Last Game	6-3 W vs San Diego (Jan 3 2024) Final	3-1 L vs Coachella Valley (Jan 2 2024) Final
Home Record	8-6-1-2	9-5-2-0
Away Record	9-7-0-0	10-4-1-0
GF	96	99
GA	100	84
PP (Overall)	(29/138) 21.0%	(21/127) 16.5%
PP (Home)	(20/85) 23.5%	(7/68) 10.3%
PP (Away)	(9/53) 17.0%	(14/59) 23.7%
PK (Overall)	(17/112) 84.8%	(21/136) 84.6%
PK (Home)	(8/60) 86.7%	(6/57) 89.5%
PK (Away)	(9/52) 82.7%	(15/79) 81.0%
PP vs. Opp.	(2/14) 14.3%	(1/8) 12.5%
PK vs. Opp.	(1/8) 87.5%	(2/14) 85.7%
Leading Rookie	Brabenec (4-4-8)	Coronato (10-16-26)
Most PIM	Geertsen - 79	McLain - 76
Team PIM/GM	11.7/Game	14.6/Game
Leading Scorers	Denisenko (12-18-30)	Coronato (10-16-26)
	Cracknell (13-10-23)	Jones (11-12-23)
	Brisson (10-13-23)	Pettersen (6-17-23)
	Rempal (12-10-22)	Klapka (10-10-20)
	Morelli (10-9-19)	Kerins (9-11-20)
Last 5 Games	6-3 W vs San Diego (Jan 3 2024) Final	3-1 L vs Coachella Valley (Jan 2 2024) Final
	3-0 W @ Ontario (Dec 31 2023) Final	6-1 L vs Coachella Valley (Jan 1 2024) Final
	7-1 L vs Ontario (Dec 30 2023) Final	5-0 W vs Abbotsford (Dec 29 2023) Final
	3-1 L @ Bakersfield (Dec 27 2023) Final	4-3 L vs Abbotsford (Dec 28 2023) Final OT
	3-2 W vs San Jose (Dec 23 2023) Final	5-1 W @ Colorado (Dec 23 2023) Final
Leading After 1st	6-0-0-0	8-1-1-0
Leading After 2nd	10-0-1-0	14-1-1-0
Tied After 1st	8-3-1-0	8-4-2-0
Tied After 2nd	3-1-0-1	5-0-2-0
Trailing After 1st	3-10-0-2	3-4-0-0

Trailing After 2nd	4-12-0-1	0-8-0-0
Out Shooting Opponents	8-6-0-2	6-5-1-0
Out Shot by Opponents	8-7-1-0	13-4-2-0
1 Goal Games	8-3-1-2	8-1-3-0
2 Goal Games	3-4-0-0	2-2-0-0
3 Goal Games	3-2-0-0	4-3-0-0

Henderson Silver Knights vs Calgary Wranglers Head to Head

Calgary Wranglers

#	Name	GP	G	A	PTS	PIM	+/-
23	Rory Kerins	2	2	1	3	0	1
39	Matt Coronato	2	1	2	3	0	3
46	Emilio Pettersen	2	1	2	3	2	2
19	Clark Bishop	2	1	1	2	4	1
22	Dryden Hunt	2	1	1	2	6	3
37	Yan Kuznetsov	2	1	1	2	0	1
33	Brady Lyle	2	1	1	2	0	2
48	Jonathan Aspirot	2	0	2	2	4	2
18	Ben Jones	2	0	2	2	4	2
43	Adam Klapka	2	0	2	2	2	2
10	Cole Schwindt	2	0	2	2	2	2
6	Mitch McLain	2	1	0	1	9	-1
27	X Nick DeSimone	2	0	1	1	0	1
17	Lucas Ciona	2	0	0	0	2	-1
42	Sam Jardine	1	0	0	0	5	1
14	Ilya Nikolaev	2	0	0	0	0	-1
5	Colton Poolman	2	0	0	0	0	3
16	Will Riedell	1	0	0	0	0	0
44	William Stromgren	2	0	0	0	2	1
32	Dustin Wolf	2	0	0	0	0	0

Henderson Silver Knights

#	Name	GP	G	A	PTS	PIM	+/-
45	Jake Bischoff	2	1	1	2	2	0
54	X Grigori Denisenko	2	1	1	2	0	-4
15	Christoffer Sedoff	2	0	2	2	0	-1
67	Tyler Benson	2	1	0	1	2	1
24	Adam Cracknell	2	1	0	1	0	2
11	Mason Morelli	2	1	0	1	7	0
12	Jakub Brabenec	2	0	1	1	0	0
19	Brendan Brisson	2	0	1	1	2	-4
5	Daniil Chayka	2	0	1	1	0	-2
13	Jakub Demek	2	0	1	1	0	-1
46	Jonas Rondbjerg	2	0	1	1	0	-3
44	Layton Ahac	2	0	0	0	2	-5
83	Daniel D'Amato	1	0	0	0	2	-1
51	Byron Froese	2	0	0	0	4	0
41	Brandon Hickey	2	0	0	0	2	-3
65	Dysin Mayo	2	0	0	0	2	0
68	X Jordan Papirny	2	0	0	0	0	0
57	Mason Primeau	2	0	0	0	5	-2
72	Gage Quinney	1	0	0	0	0	-2
56	Sheldon Rempal	2	0	0	0	2	1

#	Name	GP	W	L	OT	Mins	GA	GAA	SV%
32	Dustin Wolf	2	2	0	0	120:00	5	2.50	0.938

#	Name	GP	W	L	OT	Mins	GA	GAA	SV%
68	X Jordan Papirny	2	0	2	0	116:01	9	4.65	0.850

Henderson Silver Knights vs Calgary Wranglers Head to Head

Team Game Highs and Lows

	Henderson Silver Knights			Calgary Wranglers		
Goals	Oct. 14	at IA	7	Nov. 10	at SD	8
Assists	Oct. 14	at IA	12	Dec. 3	at HSK	14
Points	Oct. 14	at IA	19	Nov. 10	at SD	21
				Dec. 3	at HSK	21
Penalty Minutes	Oct. 13	at IA	39	Nov. 19	at ONT	34
Minors	Nov. 15	CV	9	Dec. 3	at HSK	9
	Dec. 9	at SJ	9			
	Dec. 31	at ONT	9			
Majors	Oct. 13	at IA	3	Nov. 10	at SD	2
				Dec. 15	at SJ	2
Shots	Dec. 3	CGY	47	Dec. 29	ABB	46
Power Play Goals	Nov. 29	BAK	3	Nov. 10	at SD	3
	Jan. 3	SD	3			
Goals By Both Teams	Dec. 3	CGY	11	Oct. 21	at ABB	13
Goals in 1st	Oct. 14	at IA	3	Nov. 10	at SD	4
Goals in 2nd	Oct. 14	at IA	3	Nov. 10	at SD	3
	Oct. 20	SJ	3	Dec. 3	at HSK	3
				Dec. 8	MB	3
				Dec. 23	at COL	3
Goals in 3rd	Nov. 3	at ABB	3	Oct. 21	at ABB	3
	Nov. 15	CV	3	Nov. 22	TUC	3
	Dec. 20	CV	3	Dec. 8	MB	3
	Jan. 3	SD	3			
Short Handed Goals	Oct. 20	SJ	1	Dec. 10	MB	2
Winning Margin	Oct. 14	at IA	4	Nov. 10	at SD	5
	Dec. 9	at SJ	4	Dec. 29	ABB	5
	Dec. 20	CV	4			
Most PIM	Nov. 26	TUC	41	Nov. 19	at ONT	34
Most Shots	Dec. 3	CGY	47	Dec. 29	ABB	46
Most Shots in 1st	Dec. 30	ONT	21	Dec. 29	ABB	17
Most Shots in 2nd	Oct. 25	at SJ	19	Dec. 8	MB	19
	Nov. 29	BAK	19			
Most Shots in 3rd	Dec. 3	CGY	21	Oct. 21	at ABB	15
Fewest Shots	Oct. 14	at IA	16	Nov. 19	at ONT	19
Fewest Shots in 1st	Nov. 15	CV	5	Nov. 26	ABB	4
	Dec. 6	at ONT	5	Dec. 3	at HSK	4
Fewest Shots in 2nd	Oct. 14	at IA	4	Oct. 29	COL	5
Fewest Shots in 3rd	Oct. 14	at IA	3	Nov. 14	BAK	3
				Jan. 1	CV	3
Most Saves	Nov. 17	ABB	40	Dec. 3	at HSK	43
Most Saves in 1st	Oct. 25	at SJ	17	Dec. 20	at BAK	18
Most Saves in 2nd	Dec. 27	at BAK	17	Dec. 15	at SJ	17
Most Saves in 3rd	Nov. 17	ABB	19	Dec. 3	at HSK	19
Most Saves in 4th	Nov. 17	ABB	40	Dec. 3	at HSK	43

Schedule

Date	Game #				
Dec. 1	283	Calgary 2	at	Henderson 1	Final

Dec. 3	306	Calgary	7	at Henderson	4	Final
Jan. 5	477	Henderson		at Calgary	7:00 pm MST	
Jan. 6	488	Henderson		at Calgary	7:00 pm MST	

Henderson Silver Knights Player Game By Game (1/5)

Player Game by Game Report

Date	Opp.	4 Geertsen	5 Chayka	6 Korczak	11 Morelli	12 Brabenec	13 Demek	15 Sedoff
Oct. 13	at Iowa	0 0 0 -1	0 0 0 0	-	0 1 1 0	0 1 0 0	0 0 0 -1	0 0 0 0
Oct. 14	at Iowa	0 0 1 0	0 0 1 0	-	0 1 0 -1	0 1 1 0	0 1 1 2	0 1 0 2
Oct. 20	San Jose	0 0 2 -1	0 1 1 1	-	1 2 4 1	1 0 1 1	0 0 2 -1	0 0 0 0
Oct. 21	San Jose	0 0 1 0	0 0 3 -1	-	1 0 3 2	0 1 0 0	0 0 3 0	0 0 1 -1
Oct. 24	at Bakersfield	0 0 0 -1	0 0 2 -1	-	0 0 4 -1	0 0 0 0	0 0 1 -2	0 0 2 -1
Oct. 25	at San Jose	0 0 0 0	-	-	0 0 1 -1	-	1 1 1 2	0 0 2 -2
Oct. 27	Ontario	0 0 1 0	0 0 2 -2	-	0 0 1 -1	-	0 0 1 0	0 0 3 0
Oct. 29	San Diego	0 0 1 -1	0 0 0 0	-	0 0 1 0	-	-	0 0 3 1
Nov. 3	at Abbotsford	0 0 0 1	0 1 0 1	-	1 1 1 0	-	-	0 0 1 1
Nov. 4	at Abbotsford	0 0 2 0	0 0 0 0	-	0 0 1 -1	-	-	0 0 2 0
Nov. 7	at Colorado	0 0 0 0	0 0 0 1	-	0 0 3 -1	-	-	0 0 0 -1
Nov. 8	at Colorado	1 0 1 2	0 0 1 -1	-	0 0 4 -1	-	-	0 0 3 0
Nov. 15	Coachella Valley	0 0 0 0	0 0 1 -1	0 1 1 0	1 0 2 0	-	-	-
Nov. 17	Abbotsford	0 0 2 0	0 0 2 1	0 1 0 -1	0 1 3 1	-	0 0 3 -1	-
Nov. 18	Abbotsford	1 0 4 1	-	0 0 1 -1	0 0 5 0	-	0 0 1 0	0 0 0 1
Nov. 21	at Bakersfield	0 0 0 0	0 0 1 0	0 0 1 0	0 0 4 0	0 0 1 0	0 0 2 0	-
Nov. 25	Tucson	0 0 1 -1	-	0 1 2 -1	0 0 1 0	0 0 0 0	0 0 1 -1	0 1 2 -1
Nov. 26	Tucson	0 0 0 0	0 0 2 -1	-	0 0 0 0	0 0 0 -1	0 0 1 -1	0 0 3 -1
Nov. 29	Bakersfield	-	0 0 1 0	-	0 1 1 -1	0 0 0 0	0 0 3 -1	0 1 2 -1
Dec. 1	Calgary	-	0 0 5 0	-	1 0 2 -1	0 0 0 0	0 0 0 0	0 0 1 0
Dec. 3	Calgary	-	0 1 2 -2	-	0 0 1 1	0 1 0 0	0 1 1 -1	0 2 3 -1
Dec. 6	at Ontario	-	0 0 0 -1	-	0 0 3 1	1 0 1 1	0 0 0 0	0 0 0 0
Dec. 8	at San Jose	-	0 0 1 -3	-	0 0 1 0	0 0 0 -1	0 0 0 1	0 0 2 0
Dec. 9	at San Jose	-	0 1 1 1	-	0 0 2 0	0 0 0 -1	0 1 1 1	0 0 1 2
Dec. 13	at Ontario	-	0 0 0 0	-	0 0 3 0	2 0 3 2	0 0 0 0	0 0 1 0
Dec. 16	at San Diego	-	0 0 0 0	-	2 0 6 2	0 0 0 -1	0 0 0 0	-
Dec. 20	Coachella Valley	-	0 0 1 1	-	1 1 5 3	0 0 1 0	1 1 3 2	0 1 0 0
Dec. 22	San Jose	0 0 0 0	0 0 0 -2	-	0 0 4 0	0 0 0 -2	0 0 0 -1	0 0 0 -1
Dec. 23	San Jose	0 0 0 0	0 0 0 0	-	1 1 1 1	0 0 1 -1	0 0 1 -1	0 0 1 0
Dec. 27	at Bakersfield	0 0 0 0	0 0 2 -1	-	0 0 4 -3	0 0 0 0	1 0 3 1	0 1 1 1
Dec. 30	Ontario	0 0 1 -2	0 1 3 0	-	1 0 4 1	0 0 0 -1	0 0 1 -3	0 0 1 -2
Dec. 31	at Ontario	0 0 0 0	0 0 0 0	-	-	0 0 0 0	0 0 1 0	0 0 1 2
Jan. 3	San Diego	0 0 0 -1	0 0 0 0	-	-	-	0 0 2 -1	0 0 1 0

Henderson Silver Knights Player Game By Game (2/5)

Player Game by Game Report

Date	Opp.	19 Brisson	24 Cracknell	40 Cormier	41 Hickey	42 Swetlikoff	44 Ahac	45 Bischoff
Oct. 13	at Iowa	0 0 2 -1	2 0 2 2	0 0 4 -1	-	-	0 0 1 1	0 1 1 0
Oct. 14	at Iowa	1 1 1 2	1 0 1 0	0 0 0 3	-	-	0 0 0 1	0 0 0 1
Oct. 20	San Jose	1 0 1 1	0 1 0 1	0 0 2 -1	-	-	0 0 1 -1	0 1 1 1
Oct. 21	San Jose	0 0 0 1	0 1 1 -1	0 2 5 2	-	-	0 0 2 0	0 0 1 0
Oct. 24	at Bakersfield	0 0 3 -1	0 0 1 -1	0 0 2 -1	-	-	0 0 2 0	0 0 4 0
Oct. 25	at San Jose	1 0 3 2	0 0 1 0	0 1 6 1	0 0 3 -1	-	0 0 1 -1	0 0 2 2
Oct. 27	Ontario	0 0 3 -1	0 0 1 0	0 0 4 -1	0 0 1 -2	1 0 1 0	0 0 2 -1	0 1 2 1
Oct. 29	San Diego	1 0 5 0	0 1 2 -1	0 1 1 1	0 0 3 0	1 0 3 3	0 1 1 1	0 1 5 1
Nov. 3	at Abbotsford	0 1 0 1	1 1 1 2	0 0 1 2	-	0 0 1 0	0 0 2 -1	0 0 2 1
Nov. 4	at Abbotsford	0 0 3 -1	0 0 0 0	0 0 2 -2	-	0 0 0 -1	0 0 1 0	0 0 1 -2
Nov. 7	at Colorado	0 0 2 -1	0 0 0 -1	0 0 2 -1	-	0 0 1 0	0 0 0 -1	0 1 2 0
Nov. 8	at Colorado	0 2 0 0	1 2 3 1	0 0 2 1	0 1 0 1	-	0 0 3 -1	1 0 1 1
Nov. 15	Coachella Valley	1 2 3 0	0 1 0 -1	1 0 2 1	-	-	0 0 1 1	0 0 2 -1
Nov. 17	Abbotsford	2 0 5 1	0 0 2 0	0 0 3 -2	-	-	0 0 0 -1	0 0 0 0
Nov. 18	Abbotsford	0 0 0 0	0 0 0 -1	0 0 2 0	-	0 0 2 -1	0 0 2 0	0 0 3 -1
Nov. 21	at Bakersfield	0 0 2 0	0 0 0 -1	0 0 2 -1	-	0 0 2 0	0 0 2 0	0 0 1 -1
Nov. 25	Tucson	1 0 1 0	0 0 3 -1	0 1 2 1	-	-	0 0 2 0	0 0 1 -2
Nov. 26	Tucson	0 1 2 0	1 0 2 -1	0 1 1 0	-	-	0 0 0 -1	0 0 1 0
Nov. 29	Bakersfield	0 0 0 0	1 0 3 -1	-	0 0 1 0	-	0 0 0 0	0 1 6 -1
Dec. 1	Calgary	0 0 3 -1	0 0 2 0	-	0 0 0 -2	-	0 0 0 -2	0 0 4 0
Dec. 3	Calgary	0 1 6 -3	1 0 2 2	-	0 0 1 -1	-	0 0 1 -3	1 1 5 0
Dec. 6	at Ontario	0 0 2 -1	0 1 0 1	-	0 0 1 0	-	0 0 1 0	0 1 1 1
Dec. 8	at San Jose	0 0 4 0	0 0 3 -2	-	0 0 1 -1	-	0 1 1 -1	0 0 1 0
Dec. 9	at San Jose	1 1 3 1	3 0 4 1	-	0 0 3 0	-	0 0 3 -1	0 2 1 2
Dec. 13	at Ontario	0 1 2 1	1 0 1 -2	0 1 4 0	-	-	0 0 0 0	0 0 1 -1
Dec. 16	at San Diego	0 1 2 1	0 0 0 0	0 0 5 0	0 0 0 1	-	0 0 4 0	0 0 0 0
Dec. 20	Coachella Valley	0 1 1 1	0 0 3 0	0 2 3 1	-	-	0 0 1 1	0 0 0 1
Dec. 22	San Jose	0 1 3 0	0 1 2 0	0 0 0 0	-	-	0 0 1 0	0 0 2 -1
Dec. 23	San Jose	0 0 2 -1	0 1 3 1	0 0 4 1	0 1 0 0	-	0 0 1 1	-
Dec. 27	at Bakersfield	0 0 2 0	0 0 1 0	0 0 3 -2	-	-	0 0 1 -1	0 1 1 1
Dec. 30	Ontario	0 0 1 -1	0 0 1 -2	0 1 6 -2	-	-	0 0 1 -2	0 0 6 -3
Dec. 31	at Ontario	0 0 0 0	0 0 1 0	0 0 5 0	-	-	0 0 0 1	0 0 2 1
Jan. 3	San Diego	1 0 5 2	1 0 2 1	0 1 2 -2	-	-	0 0 1 0	0 1 1 3

Henderson Silver Knights Player Game By Game (3/5)

Player Game by Game Report

Date	Opp.	46 Rondbjerg	47 Guay	51 Froese	54 Denisenko	56 Rempal	57 Primeau	65 Mayo
Oct. 13	at Iowa	-	-	1 0 2 0	0 0 0 1	1 1 3 0	-	0 0 1 0
Oct. 14	at Iowa	-	-	1 1 2 0	1 2 2 3	2 1 4 3	-	0 0 1 -1
Oct. 20	San Jose	0 2 1 2	0 0 0 -1	0 0 0 -1	0 0 2 -1	1 1 3 -1	-	1 0 1 2
Oct. 21	San Jose	0 0 3 -1	-	0 0 1 -1	1 1 4 0	0 0 3 0	-	1 0 1 2
Oct. 24	at Bakersfield	0 0 1 -1	-	0 1 0 0	0 1 0 1	1 0 6 1	-	0 0 0 -1
Oct. 25	at San Jose	0 1 3 3	0 0 2 -2	2 0 5 -1	0 1 2 -1	0 0 7 -2	0 0 0 0	0 0 1 0
Oct. 27	Ontario	0 0 2 -1	0 1 0 1	0 0 0 -2	0 0 2 -3	0 0 1 -3	-	-
Oct. 29	San Diego	0 0 0 0	0 0 2 1	0 0 4 0	2 0 2 2	0 1 2 2	0 0 4 -1	-
Nov. 3	at Abbotsford	-	0 0 0 0	1 0 2 0	0 2 2 1	1 0 4 0	1 0 2 1	0 0 2 0
Nov. 4	at Abbotsford	-	0 0 1 0	0 0 2 0	0 0 0 -1	0 0 1 -1	0 0 2 0	0 0 4 0
Nov. 7	at Colorado	-	0 0 0 -1	0 0 3 1	0 0 1 -1	1 0 5 1	0 0 0 0	0 0 1 0
Nov. 8	at Colorado	-	0 0 1 -1	0 0 2 0	2 0 4 1	0 0 4 0	0 1 0 1	0 1 2 0
Nov. 15	Coachella Valley	-	0 0 0 0	0 0 0 0	1 1 1 1	0 1 3 -1	0 0 0 -1	0 1 1 0
Nov. 17	Abbotsford	-	0 0 0 0	-	0 2 2 0	0 0 3 -2	0 0 4 -2	0 0 1 1
Nov. 18	Abbotsford	-	-	-	0 0 2 -1	1 0 5 1	0 1 0 0	0 0 2 1
Nov. 21	at Bakersfield	-	-	-	0 0 2 0	0 0 5 -1	0 0 2 0	0 0 1 0
Nov. 25	Tucson	0 1 3 -1	-	0 0 1 -1	1 0 5 0	0 0 4 0	-	0 0 1 -1
Nov. 26	Tucson	1 0 1 -1	-	0 0 2 0	0 1 3 1	0 1 4 0	-	0 1 0 0
Nov. 29	Bakersfield	1 0 3 -1	-	0 0 3 0	0 0 3 0	1 1 8 0	0 0 0 0	0 0 2 -2
Dec. 1	Calgary	0 1 3 -1	-	0 0 3 0	0 1 2 -1	0 0 4 0	0 0 0 0	0 0 1 0
Dec. 3	Calgary	0 0 3 -2	-	0 0 4 0	1 0 4 -3	0 0 3 1	0 0 2 -2	0 0 3 0
Dec. 6	at Ontario	0 0 1 -1	-	0 0 1 0	0 0 2 -1	0 0 4 0	0 0 1 0	0 0 0 0
Dec. 8	at San Jose	0 0 2 -1	-	0 0 3 -4	0 0 2 0	0 0 4 -3	0 1 0 1	0 0 0 -3
Dec. 9	at San Jose	0 2 2 1	-	0 0 2 1	0 1 3 0	1 0 4 1	0 1 2 0	0 0 2 -1
Dec. 13	at Ontario	0 1 0 1	-	0 0 2 0	0 2 3 0	0 0 2 0	0 0 0 -1	0 0 1 0
Dec. 16	at San Diego	1 0 5 -1	-	0 1 2 1	0 1 2 -1	0 0 2 0	0 0 0 0	0 1 2 1
Dec. 20	Coachella Valley	-	-	0 0 1 0	0 0 1 0	1 0 3 0	0 0 1 0	1 1 2 2
Dec. 22	San Jose	0 0 3 -1	-	0 0 1 0	1 0 4 -2	0 0 6 0	-	0 0 1 0
Dec. 23	San Jose	0 0 1 -1	-	0 0 2 1	-	0 2 3 1	0 0 1 0	0 0 3 0
Dec. 27	at Bakersfield	0 0 2 0	-	0 0 1 0	-	0 0 3 -3	0 0 1 0	0 0 2 -1
Dec. 30	Ontario	0 0 3 -2	-	0 0 1 -2	0 0 2 -2	0 0 4 -1	-	0 0 4 -3
Dec. 31	at Ontario	1 1 4 2	-	1 2 4 3	1 1 4 3	0 0 3 1	-	0 0 0 2
Jan. 3	San Diego	0 1 0 0	-	0 1 1 0	1 1 4 0	1 1 4 1	1 0 1 1	0 1 4 0

Henderson Silver Knights Player Game By Game (4/5)

Player Game by Game Report

Date	Opp.	67 Benson	72 Quinney	83 D'Amato	30 Patera	31 Saville	32 Vikman	39 Bullion
Oct. 13	at Iowa	0 1 2 0	0 0 4 1	0 0 0 -1	2 30 W	-		-
Oct. 14	at Iowa	1 1 1 0	0 2 0 1	0 0 0 -1	3 31 W	-		-
Oct. 20	San Jose	-	0 2 1 2	-	4 31 W	-		-
Oct. 21	San Jose	-	1 2 4 2	0 0 1 0		-	3 20 W	-
Oct. 24	at Bakersfield	-	0 0 2 0	0 0 2 -1	5 21 L	-		-
Oct. 25	at San Jose	-	-	0 0 1 -1		-	3 38 W	-
Oct. 27	Ontario	-	-	0 0 2 -1	3 24 L	-		-
Oct. 29	San Diego	-	-	0 0 0 1		-	2 23 W	-
Nov. 3	at Abbotsford	0 1 1 1	-	0 1 1 1	2 31 W	-		-
Nov. 4	at Abbotsford	0 0 1 -1	-	0 0 0 0	2 20 L	-	0 7	-
Nov. 7	at Colorado	0 1 0 1	-	0 0 0 -1	5 34 L	-	-	-
Nov. 8	at Colorado	0 0 1 -1	-	0 0 1 0	4 25 W	-	-	-
Nov. 15	Coachella Valley	0 1 0 0	1 0 3 2	0 1 0 0	4 24 W	-	-	-
Nov. 17	Abbotsford	0 0 0 -1	0 0 1 -2	0 0 0 0	3 40 OT	-	-	-
Nov. 18	Abbotsford	0 1 2 1	0 0 1 1	0 0 1 -1		-	-	-
Nov. 21	at Bakersfield	0 0 1 -1	0 0 1 -1	-	1 29 L	-	-	-
Nov. 25	Tucson	0 0 0 -1	0 0 0 0	-	3 30 L	-	-	-
Nov. 26	Tucson	0 1 4 -1	1 0 4 0	-		-	-	-
Nov. 29	Bakersfield	0 0 1 -1	0 2 5 -1	-	3 27 OT	-	-	-
Dec. 1	Calgary	0 0 1 0	0 0 2 -2	-		-	-	-
Dec. 3	Calgary	1 0 5 1	-	0 0 1 -1	-	-	-	-
Dec. 6	at Ontario	0 0 1 0	-	0 0 2 0	-	-	-	-
Dec. 8	at San Jose	0 0 1 -4	-	1 0 1 1	-		-	-
Dec. 9	at San Jose	0 0 1 1	-	0 1 1 1	-	1 31 W	-	-
Dec. 13	at Ontario	0 0 0 -2	-	0 0 0 0	-	2 19 W	-	-
Dec. 16	at San Diego	0 0 1 0	0 0 4 1	-	-	1 26 W	-	-
Dec. 20	Coachella Valley	1 0 2 1	0 2 2 1	0 1 0 1	-	-	-	1 31 W
Dec. 22	San Jose	0 0 3 0	0 0 1 0	-	-	-	-	2 23 L
Dec. 23	San Jose	1 0 2 1	1 0 6 2	-	-	-	-	
Dec. 27	at Bakersfield	0 0 0 0	0 0 3 -3	-	-	2 31 L	-	
Dec. 30	Ontario	0 0 0 -3	0 0 2 0	-	-	5 4 L	2 15	-
Dec. 31	at Ontario	0 0 1 0	0 0 3 0	0 0 2 0	-	0 24 W		-
Jan. 3	San Diego	0 2 1 1	1 1 2 1	0 0 2 -1	-		3 31 W	-

Henderson Silver Knights Player Game By Game (5/5)

Player Game by Game Report

Date	Opp.	68 Papirny
Oct. 13	at Iowa	-
Oct. 14	at Iowa	-
Oct. 20	San Jose	-
Oct. 21	San Jose	-
Oct. 24	at Bakersfield	-
Oct. 25	at San Jose	-
Oct. 27	Ontario	-
Oct. 29	San Diego	-
Nov. 3	at Abbotsford	-
Nov. 4	at Abbotsford	-
Nov. 7	at Colorado	
Nov. 8	at Colorado	
Nov. 15	Coachella Valley	
Nov. 17	Abbotsford	
Nov. 18	Abbotsford	2 29 OT
Nov. 21	at Bakersfield	
Nov. 25	Tucson	
Nov. 26	Tucson	2 30 W
Nov. 29	Bakersfield	
Dec. 1	Calgary	2 30 L
Dec. 3	Calgary	7 21 L
Dec. 6	at Ontario	3 21 L
Dec. 8	at San Jose	6 23 L
Dec. 9	at San Jose	
Dec. 13	at Ontario	
Dec. 16	at San Diego	
Dec. 20	Coachella Valley	-
Dec. 22	San Jose	
Dec. 23	San Jose	2 15 W
Dec. 27	at Bakersfield	-
Dec. 30	Ontario	-
Dec. 31	at Ontario	-
Jan. 3	San Diego	-

Calgary Wranglers Player Game By Game (1/5)

Player Game by Game Report

Date	Opp.	3 Gourley	4 Poirier	5 Poolman	6 McLain	7 Sutter	8 Solovyov	10 Schwindt
Oct. 13	at Manitoba	-	1 2 3 1	0 1 0 1	0 0 1 0	0 0 0 0	0 0 3 0	1 0 1 0
Oct. 15	at Manitoba	-	0 2 3 0	0 0 3 -1	0 0 1 0	0 0 1 0	0 0 2 0	1 0 1 1
Oct. 20	at Abbotsford	-	0 2 2 0	0 0 0 1	0 0 3 -1	0 0 3 0	0 0 1 0	0 0 0 0
Oct. 21	at Abbotsford	-	0 0 1 0	0 0 1 -1	0 0 1 -1	0 0 0 -1	1 1 4 0	0 1 4 -2
Oct. 28	Colorado	-	-	0 0 1 -1	1 0 4 1	0 0 0 -1	-	0 0 2 1
Oct. 29	Colorado	-	-	0 0 0 0	0 0 0 1	1 0 2 1	-	0 0 1 -1
Nov. 3	San Jose	-	-	0 0 0 1	0 0 1 0	0 0 1 0	0 0 3 0	0 0 0 1
Nov. 5	San Jose	-	-	0 0 0 -2	1 0 5 0	0 0 2 -1	0 0 1 0	0 0 2 0
Nov. 10	at San Diego	-	-	1 0 1 2	0 0 1 -2	1 0 3 0	0 1 2 2	0 2 1 3
Nov. 11	at Coachella Valley	-	-	0 0 0 1	0 0 0 0	0 0 0 1	0 0 1 1	0 0 0 0
Nov. 14	Bakersfield	-	-	0 0 0 0	-	0 0 0 -1	0 0 0 0	0 0 0 3
Nov. 15	Bakersfield	-	-	1 0 1 1	-	0 0 2 0	1 0 5 1	0 0 3 0
Nov. 17	at Ontario	-	-	0 0 1 1	-	0 0 0 -1	0 0 1 2	1 0 1 1
Nov. 19	at Ontario	-	-	0 0 0 0	-	0 0 0 0	0 0 2 0	0 0 1 0
Nov. 21	Tucson	-	-	0 0 0 -1	0 0 3 0	0 0 2 0	0 0 1 -1	0 0 0 0
Nov. 22	Tucson	-	-	0 0 1 0	0 0 0 0	-	0 1 0 1	0 0 1 1
Nov. 25	Abbotsford	-	-	-	0 0 3 0	-	0 0 2 0	0 0 2 -1
Nov. 26	Abbotsford	-	-	-	-	-	0 0 2 -1	0 1 3 0
Dec. 1	at Henderson	-	-	0 0 0 0	0 0 1 0	-	-	0 1 3 1
Dec. 3	at Henderson	-	-	0 0 0 3	1 0 2 -1	-	-	0 1 1 1
Dec. 8	Manitoba	-	-	0 0 0 0	1 0 1 1	-	-	1 2 2 3
Dec. 10	Manitoba	-	-	0 0 2 0	0 0 1 -2	-	-	0 1 1 1
Dec. 15	at San Jose	-	-	0 0 3 0	0 0 1 -1	0 0 1 0	-	0 0 0 0
Dec. 16	at San Jose	0 0 0 0	-	0 0 2 0	0 0 2 -1	0 0 0 0	-	0 0 1 -1
Dec. 20	at Bakersfield	-	-	0 0 3 -2	1 0 3 -2	0 0 0 0	0 0 3 0	0 0 3 -1
Dec. 22	at Colorado	-	-	0 0 4 1	1 0 1 -1	0 0 3 0	0 0 4 0	0 0 3 0
Dec. 23	at Colorado	-	-	0 0 0 1	0 0 0 0	-	0 0 0 0	2 0 3 2
Dec. 28	Abbotsford	-	-	-	0 0 1 -1	-	0 0 1 -1	1 0 4 1
Dec. 29	Abbotsford	-	-	-	1 0 4 1	-	0 1 2 1	0 0 3 1
Jan. 1	Coachella Valley	-	-	-	0 0 6 -1	-	0 0 1 0	0 0 6 -1
Jan. 2	Coachella Valley	-	-	0 0 2 0	0 0 1 -3	-	0 0 1 -2	0 0 1 -2

Player Stats (G, A, Shots, -/-) Goalie Stats (GA, SVS, Decision)

Calgary Wranglers Player Game By Game (2/5)

Player Game by Game Report

Date	Opp.	13 Pysyk	14 Nikolaev	15 Oesterle	16 Riedell	17 Ciona	18 Jones	19 Bishop
Oct. 13	at Manitoba	-	-	-	-	0 0 0 1	0 1 2 1	1 0 1 1
Oct. 15	at Manitoba	-	-	-	-	0 0 2 -1	0 0 0 0	0 0 0 -1
Oct. 20	at Abbotsford	-	-	-	-	0 0 1 -1	0 1 1 0	0 0 1 1
Oct. 21	at Abbotsford	-	-	-	-	1 0 1 0	1 0 3 2	1 0 1 0
Oct. 28	Colorado	-	-	-	-	0 0 1 0	0 1 3 1	0 0 0 0
Oct. 29	Colorado	-	-	-	-	0 0 3 0	0 0 1 0	0 0 0 0
Nov. 3	San Jose	-	-	0 0 3 0	-	0 0 0 0	0 0 3 0	0 0 4 0
Nov. 5	San Jose	-	-	0 0 4 -2	-	0 0 1 0	0 1 1 -1	0 0 0 -2
Nov. 10	at San Diego	-	-	0 1 0 -1	-	-	2 1 4 3	0 0 1 -1
Nov. 11	at Coachella Valley	-	1 0 4 1	0 0 2 1	-	0 0 1 0	0 2 3 2	0 1 0 1
Nov. 14	Bakersfield	-	1 0 2 1	0 2 2 1	-	0 0 0 -1	0 1 2 -1	1 0 1 1
Nov. 15	Bakersfield	-	0 1 2 1	0 1 1 1	-	0 1 1 1	0 1 3 1	0 1 2 1
Nov. 17	at Ontario	-	0 1 0 0	0 1 0 -4	-	0 0 1 -1	1 0 2 1	1 0 1 -1
Nov. 19	at Ontario	-	0 0 2 -1	0 0 0 -2	-	0 0 0 0	0 0 2 -1	0 0 1 -1
Nov. 21	Tucson	-	-	0 0 1 1	-	-	0 0 4 0	0 1 0 -1
Nov. 22	Tucson	-	0 0 0 1	0 1 4 1	-	0 0 3 0	2 0 4 2	0 0 2 0
Nov. 25	Abbotsford	-	-	0 1 2 2	-	0 0 0 0	0 0 1 0	0 2 0 2
Nov. 26	Abbotsford	-	0 0 0 -2	0 1 0 0	-	0 0 1 -2	0 1 3 0	0 0 0 -2
Dec. 1	at Henderson	-	0 0 0 0	-	-	0 0 2 0	0 0 3 0	1 0 2 1
Dec. 3	at Henderson	-	0 0 0 -1	-	0 0 1 0	0 0 1 -1	0 2 3 2	0 1 0 0
Dec. 8	Manitoba	0 0 1 1	0 0 2 -1	-	0 0 0 1	0 0 2 -1	0 0 2 0	-
Dec. 10	Manitoba	0 0 3 0	0 0 0 0	-	0 0 0 -2	0 0 1 0	1 0 3 1	-
Dec. 15	at San Jose	0 0 1 -1	0 0 2 -1	-	0 0 2 0	0 0 1 0	0 0 1 0	-
Dec. 16	at San Jose	0 0 1 -2	-	-	-	-	1 0 3 -1	-
Dec. 20	at Bakersfield	0 1 0 0	-	-	-	0 0 1 0	0 0 2 -1	-
Dec. 22	at Colorado	0 0 2 0	-	-	-	0 0 1 -1	1 0 2 1	0 0 3 0
Dec. 23	at Colorado	0 0 2 1	0 0 0 1	-	-	0 0 2 0	1 0 5 1	0 1 1 1
Dec. 28	Abbotsford	0 1 2 -2	0 0 0 0	-	0 2 2 2	-	1 0 1 -1	0 1 1 1
Dec. 29	Abbotsford	0 0 4 2	0 1 1 2	-	0 1 2 1	0 0 2 0	0 0 4 1	1 0 2 1
Jan. 1	Coachella Valley	0 0 0 0	0 0 2 0	-	0 0 0 -1	0 0 1 0	0 0 4 -1	0 0 3 -1
Jan. 2	Coachella Valley	0 0 3 -2	0 0 0 0	-	-	0 0 0 0	0 0 1 -1	1 0 3 0

Player Stats (G, A, Shots, -/-) *Goalie Stats (GA, SVS, Decision)*

Calgary Wranglers Player Game By Game (3/5)

Player Game by Game Report

Date	Opp.	20 Gallant	22 Hunt	23 Kerins	24 Pospisil	27 DeSimone	28 Duarte	33 Lyle
Oct. 13	at Manitoba	0 0 0 0	-	-	0 1 1 0	0 0 2 0	-	0 0 1 1
Oct. 15	at Manitoba	0 0 0 0	-	-	1 0 3 0	0 0 0 0	-	0 0 4 0
Oct. 20	at Abbotsford	0 0 0 0	-	-	0 0 1 0	0 0 6 1	-	1 0 3 0
Oct. 21	at Abbotsford	0 0 1 0	-	-	2 0 3 1	0 3 4 2	-	0 0 3 -1
Oct. 28	Colorado	0 0 2 0	-	-	0 1 0 1	0 1 1 1	-	0 0 1 1
Oct. 29	Colorado	0 1 0 1	-	-	0 1 3 0	0 0 2 0	-	0 0 1 -1
Nov. 3	San Jose	0 0 0 0	-	0 1 3 1	-	-	-	0 0 4 0
Nov. 5	San Jose	0 0 0 -1	-	0 1 4 1	-	-	-	0 0 2 -1
Nov. 10	at San Diego	0 0 0 -1	0 3 2 1	0 1 4 3	-	-	-	1 1 3 1
Nov. 11	at Coachella Valley	-	1 0 2 1	0 1 2 0	-	-	-	0 1 1 1
Nov. 14	Bakersfield	-	1 0 4 2	1 0 1 -1	-	-	-	1 0 4 0
Nov. 15	Bakersfield	-	0 0 2 0	0 0 2 0	-	-	-	0 1 3 1
Nov. 17	at Ontario	-	0 1 1 0	1 1 3 0	-	-	-	0 1 2 1
Nov. 19	at Ontario	-	0 0 0 -1	0 0 1 -1	-	-	-	0 0 2 0
Nov. 21	Tucson	0 0 0 0	0 1 3 -1	1 0 4 0	-	-	-	0 0 3 -1
Nov. 22	Tucson	0 0 3 0	0 0 2 0	0 0 2 1	-	-	-	0 1 1 2
Nov. 25	Abbotsford	0 0 0 0	1 1 3 2	1 0 1 0	-	-	-	0 0 1 2
Nov. 26	Abbotsford	0 0 0 -2	0 0 4 0	0 0 0 -2	-	-	-	0 0 2 -3
Dec. 1	at Henderson	-	0 0 3 1	0 1 4 1	-	0 0 2 1	-	1 0 4 1
Dec. 3	at Henderson	-	1 1 4 2	2 0 3 0	-	0 1 3 0	-	0 1 1 1
Dec. 8	Manitoba	-	0 1 0 0	2 1 4 2	-	0 3 5 1	0 0 1 -1	0 0 3 0
Dec. 10	Manitoba	-	1 1 4 0	1 0 5 0	-	0 0 0 1	0 0 1 1	0 0 2 -1
Dec. 15	at San Jose	0 0 0 0	0 0 2 0	0 0 1 0	-	-	-	0 0 2 0
Dec. 16	at San Jose	0 0 0 0	0 1 2 1	0 0 2 0	-	-	0 0 1 0	1 0 2 1
Dec. 20	at Bakersfield	0 0 0 0	0 0 7 -2	0 1 4 0	-	-	-	0 0 2 -1
Dec. 22	at Colorado	0 0 0 -1	0 0 8 0	0 1 3 0	-	-	-	0 0 4 -1
Dec. 23	at Colorado	0 0 0 0	1 2 4 2	0 1 3 0	-	-	-	0 0 1 0
Dec. 28	Abbotsford	0 0 1 0	1 1 4 2	0 1 0 -1	-	-	-	0 0 2 2
Dec. 29	Abbotsford	0 0 3 1	0 0 0 0	-	-	-	-	0 0 2 3
Jan. 1	Coachella Valley	0 0 0 -1	-	0 0 0 0	-	-	-	0 0 1 -3
Jan. 2	Coachella Valley	0 0 0 0	-	0 0 2 0	-	-	-	0 0 2 1

Player Stats (G, A, Shots, -/-) *Goalie Stats (GA, SVS, Decision)*

Calgary Wranglers Player Game By Game (4/5)

Player Game by Game Report

Date	Opp.	37 Kuznetsov	39 Coronato	42 Jardine	43 Klapka	44 Stromgren	46 Pettersen	47 Zary
Oct. 13	at Manitoba	0 0 0 0	-	-	1 1 1 2	0 1 1 1	0 0 1 1	0 1 3 0
Oct. 15	at Manitoba	0 0 1 1	-	-	0 0 3 0	0 0 0 0	0 0 1 0	0 2 1 1
Oct. 20	at Abbotsford	0 0 0 0	-	-	2 0 4 1	0 0 0 0	0 2 0 2	0 1 1 0
Oct. 21	at Abbotsford	0 1 1 1	-	-	1 2 2 1	0 0 1 0	0 0 4 1	0 4 2 1
Oct. 28	Colorado	0 0 1 -1	-	0 1 0 1	0 0 4 0	0 0 0 -1	0 0 1 -1	1 0 3 2
Oct. 29	Colorado	0 0 3 0	-	0 0 1 0	0 0 2 0	0 0 0 0	0 0 1 0	0 1 5 0
Nov. 3	San Jose	0 0 1 1	1 0 4 1	-	0 0 3 0	0 0 2 0	0 0 1 0	-
Nov. 5	San Jose	0 0 0 -2	0 0 4 -1	-	0 0 4 0	0 0 1 0	0 0 1 -2	-
Nov. 10	at San Diego	0 1 1 1	2 1 3 2	-	0 0 3 2	0 1 1 -1	1 0 1 0	-
Nov. 11	at Coachella Valley	0 0 2 1	0 0 3 0	-	1 0 1 1	-	1 1 1 2	-
Nov. 14	Bakersfield	0 0 0 1	1 2 4 2	-	0 1 4 0	0 0 0 0	0 2 2 1	-
Nov. 15	Bakersfield	0 0 1 0	0 0 3 0	-	0 0 2 0	0 0 1 0	1 2 3 2	-
Nov. 17	at Ontario	0 0 0 1	0 1 2 1	-	0 1 2 0	0 0 0 -1	0 0 2 -2	-
Nov. 19	at Ontario	0 0 0 0	0 0 4 -1	-	0 0 2 -1	0 0 1 0	0 0 1 -1	-
Nov. 21	Tucson	0 0 0 -1	1 0 7 -1	-	0 1 2 0	0 0 0 0	0 0 0 0	-
Nov. 22	Tucson	0 0 3 1	0 2 2 0	0 0 1 1	2 0 5 1	-	0 1 0 2	-
Nov. 25	Abbotsford	0 0 2 0	1 1 5 2	0 0 0 -1	0 0 1 0	0 0 1 0	0 1 1 1	-
Nov. 26	Abbotsford	0 0 2 -2	1 1 4 1	0 0 2 0	1 0 4 1	0 0 1 0	0 0 2 -2	-
Dec. 1	at Henderson	0 0 0 0	0 1 2 1	0 0 0 1	0 0 2 1	0 0 1 0	0 0 2 0	-
Dec. 3	at Henderson	1 1 3 1	1 1 1 2	-	0 2 2 1	0 0 1 1	1 2 1 2	-
Dec. 8	Manitoba	0 0 3 1	-	-	1 1 5 2	0 0 2 1	1 0 2 0	-
Dec. 10	Manitoba	0 0 0 -1	-	-	0 0 0 1	0 0 2 -1	0 0 3 -2	-
Dec. 15	at San Jose	0 0 0 -1	0 0 3 0	-	0 0 0 0	-	0 0 1 -1	-
Dec. 16	at San Jose	0 0 2 0	0 2 3 0	-	0 0 3 -1	0 0 1 -1	0 1 3 -2	-
Dec. 20	at Bakersfield	0 0 1 -2	0 0 5 -2	-	0 0 3 0	0 0 0 -1	1 1 1 -2	-
Dec. 22	at Colorado	0 1 1 1	0 0 1 0	-	-	0 0 0 1	0 1 2 1	-
Dec. 23	at Colorado	0 1 4 3	0 1 3 0	-	-	1 0 2 1	0 1 1 1	-
Dec. 28	Abbotsford	0 0 1 -1	0 0 4 -1	-	0 0 2 -1	0 0 1 0	0 0 3 -1	-
Dec. 29	Abbotsford	0 0 2 3	2 2 6 4	-	1 0 5 1	0 0 3 0	0 1 1 2	-
Jan. 1	Coachella Valley	1 0 3 -1	0 0 0 -1	-	0 1 0 -1	0 0 1 -3	0 0 1 0	-
Jan. 2	Coachella Valley	0 0 0 0	0 1 6 1	-	0 0 3 0	0 0 0 -3	0 1 4 1	-

Player Stats (G, A, Shots, -/-) *Goalie Stats (GA, SVS, Decision)*

Calgary Wranglers Player Game By Game (5/5)

Player Game by Game Report

Date	Opp.	48 Aspirot	1 Murphy	32 Wolf	35 Dansk
Oct. 13	at Manitoba	-	-	2 28 W	
Oct. 15	at Manitoba	-	-		3 37 OT
Oct. 20	at Abbotsford	-	-	2 39 W	
Oct. 21	at Abbotsford	-	-	6 34 W	
Oct. 28	Colorado	0 0 0 1	-	1 28 W	
Oct. 29	Colorado	1 1 1 2	-		1 27 W
Nov. 3	San Jose	0 0 2 0	-	0 27 W	
Nov. 5	San Jose	0 0 3 0	-	3 14 L	
Nov. 10	at San Diego	0 0 0 0		-	3 30 W
Nov. 11	at Coachella Valley	0 0 0 1		-	1 40 W
Nov. 14	Bakersfield	0 1 1 2		-	3 39 W
Nov. 15	Bakersfield	1 0 4 0		-	1 19 W
Nov. 17	at Ontario	0 1 1 -3	-	4 20 W	
Nov. 19	at Ontario	0 0 0 -1	-	3 20 L	
Nov. 21	Tucson	0 0 3 1	-		3 27 L
Nov. 22	Tucson	-	-	0 24 W	
Nov. 25	Abbotsford	0 0 1 1	-	1 41 W	
Nov. 26	Abbotsford	0 0 1 0	-	4 8 L	3 17
Dec. 1	at Henderson	0 1 1 1	-	1 32 W	
Dec. 3	at Henderson	0 1 1 1	-	4 43 W	
Dec. 8	Manitoba	0 2 2 1		-	2 29 W
Dec. 10	Manitoba	0 1 2 -1		-	4 23 OT
Dec. 15	at San Jose	0 0 1 0		-	3 34 L
Dec. 16	at San Jose	0 0 1 -3	4 17 L	-	
Dec. 20	at Bakersfield	0 1 2 0	-	3 27 L	
Dec. 22	at Colorado	0 1 0 -1	-	1 31 W	
Dec. 23	at Colorado	0 1 0 1	-	1 36 W	
Dec. 28	Abbotsford	0 0 3 -1	-	4 34 OT	
Dec. 29	Abbotsford	0 0 0 0	-	0 37 W	
Jan. 1	Coachella Valley	0 0 1 0	-	6 34 L	
Jan. 2	Coachella Valley	0 0 2 -1	-		2 23 L

Player Stats (G, A, Shots, -/-) *Goalie Stats (GA, SVS, Decision)*