



Henderson Silver Knights AT Bakersfield Condors



Saturday, November 29, 2025

Dignity Health Arena

AHL GAME #291

Henderson Silver Knights		9-7-1-0=19
Team Game: 18	Home: 5-4-1-0	
Road Game: 11	Road: 4-3-0-0	
PP: 26.7% PK: 76.5%	OT: 1-1 SO: 0-0	
NHL Affiliate: Vegas Golden Knights		

Bakersfield Condors		7-6-4-0=18
Team Game: 18	Home: 6-0-1-0	
Home Game: 8	Road: 1-6-3-0	
PP: 24.6% PK: 77.9%	OT: 1-4 SO: 0-0	
NHL Affiliate: Edmonton Oilers		

Henderson Silver Knights

#	Goaltender	Ht	Wt	GP	W	L	OT	SO	GAA	SV%
32	Jesper Vikman	6-4	205	7	4	3	0	0	3.02	0.885
34	Jordan Papirny	6-1	173	0	0	0	0	0	0.00	0.000
79	Carter Hart	6-2	196	3	1	2	0	0	3.07	0.839

#	Skater	Pos	Ht	Wt	GP	G	A	Pts.	PIM	+/-
8	Mathieu Cataford	F	6-0	200	14	1	3	4	2	-2
12	Jakub Brabenec	F	6-1	190	16	1	7	8	6	-2
24	Trevor Connelly	F	6-1	175	5	2	4	6	0	0
25	Matyas Sapovaliv	F	6-4	204	17	3	4	7	0	3
28	Tanner Laczynski	F	6-1	211	16	7	11	18	4	11
36	Raphael Lavoie	F	6-4	217	14	6	8	14	4	0
37	Tuomas Uronen	F	6-0	198	14	7	2	9	4	1
41	Brandon Hickey	D	6-2	200	1	0	0	0	0	1
44	Christoffer Sedoff	D	6-2	209	13	0	2	2	8	0
46	Jonas Røndbjerg	F	6-2	206	17	5	6	11	0	7
50	Joe Fleming	F	6-1	211	12	1	1	2	13	-6
51	Lukas Cormier	D	5-11	184	17	4	10	14	6	1
52	Dylan Coghlan	D	6-2	205	17	4	5	9	10	5
59	Jackson Hallum	F	6-0	190	16	2	7	9	6	6
63	Ben Hemmerling	F	5-11	177	14	3	3	6	4	10
74	Viliam Kmec	D	6-2	206	11	0	5	5	9	0
75	Mitch McLain	F	6-0	205	16	1	3	4	13	-4
77	Kai Uchacz	F	6-2	206	16	2	5	7	8	-6
78	Lucas Johansen	D	6-2	182	11	2	2	4	2	4
84	Jeremy Davies	D	5-11	190	17	3	7	10	10	1
88	Jaycob Megna	D	6-6	214	15	2	3	5	12	6
89	Riley McKay	F	6-0	203	5	0	0	0	4	0

Bakersfield Condors

#	Goaltender	Ht	Wt	GP	W	L	OT	SO	GAA	SV%
29	Connor Ingram	6-1	200	7	2	3	2	0	3.61	0.871
90	Matt Tomkins	6-4	191	10	5	3	2	0	3.49	0.887

#	Skater	Pos	Ht	Wt	GP	G	A	Pts.	PIM	+/-
15	Roby Järventie	RW	6-3	209	13	7	4	11	14	-1
16	Rem Pitlick	LW	5-11	202	17	5	9	14	2	-1
19	Daniel D'Amato	LW	6-1	194	13	2	1	3	2	1
23	Quinn Hutson	RW	5-11	176	17	8	8	16	16	6
37	Atro Leppanen	D	6-0	183	17	1	9	10	10	-11
39	Seth Griffith	LW	5-9	185	17	3	10	13	10	-5
43	Matvey Petrov	RW	6-2	200	7	0	0	0	0	0
44	Josh Brown	D	6-5	217	12	0	2	2	22	5
45	Matt Copponi	C	5-11	180	17	2	1	3	11	-5
46	Max Jones	LW	6-3	217	13	3	2	5	23	-6
52	James Hamblin	C	5-9	185	12	5	2	7	12	5
53	Isaac Howard	LW	5-10	180	4	2	5	7	2	7
55	Cam Dineen	D	5-11	189	13	2	5	7	8	-1
57	Viljami Marjala	C	6-0	172	17	3	12	15	0	-2
61	Riley Stillman	D	6-1	196	17	2	4	6	29	-5
63	Ethan Keppen	RW	6-2	203	9	0	0	0	15	-3
68	Rhett Pitlick	RW	5-10	170	16	5	3	8	10	-8
73	Damien Carfagna	D	6-0	185	14	1	2	3	2	-1
77	Luke Prokop	D	6-5	224	16	1	2	3	6	4
78	Mason Millman	D	6-1	174	9	0	2	2	4	6
81	Josh Samanski	C	6-2	195	17	3	7	10	10	2
82	Beau Akey	D	6-0	173	4	0	1	1	2	0

HOCKEY OPERATIONS STAFF

Henderson Silver Knights

Tim Speltz	General Manager
Ryan Craig	Head Coach
Jamie Heward	Assistant Coach
Brent Kisio	Assistant Coach
Fred Brathwaite	Goaltending Coach
Sumit Singh	Video Coach

Bakersfield Condors

Keith Gretzky	General Manager
Colin Chauk	Head Coach
Keith McCambridge	Associate Coach
Adam Krug	Assistant Coach
Kelly Guard	Goaltending Coach
Eddie Fritz	Video Coordinator

TONIGHTS OFFICIALS

Referees: Riley Brace (#49), Jacob Hicks (#5)

Linesperson: Harrison Heyer (#71), Ben DuBow (#52)

Standings

Eastern Conference

Atlantic Division

Rank	Team	GP	GR	W	L	OTL	SOL	PTS	PCT	GF	GA	PIM	RW	ROW	S/O	Home	Away	P10	STK
1	Wilkes-Barre/Scranton Penguins	20	52	15	4	1	0	31	0.775	70	45	221	13	14	1-0	7-1-1-0	8-3-0-0	7-2-1-0	3-0-0-0
2	Providence Bruins	17	55	14	3	0	0	28	0.824	55	32	161	10	14	0-0	8-3-0-0	6-0-0-0	7-3-0-0	1-0-0-0
3	Lehigh Valley Phantoms	19	53	11	6	1	1	24	0.632	59	53	242	8	10	1-1	5-2-0-0	6-4-1-1	6-3-1-0	0-1-0-0
4	Charlotte Checkers	16	56	10	4	2	0	22	0.688	48	41	209	10	10	0-0	5-1-1-0	5-3-1-0	7-2-1-0	6-0-1-0
5	Hershey Bears	17	55	10	6	1	0	21	0.618	49	49	250	7	9	1-0	4-4-1-0	6-2-0-0	7-3-0-0	0-2-0-0
6	Hartford Wolf Pack	19	53	6	9	4	0	16	0.421	53	62	277	5	6	0-0	4-5-3-0	2-4-1-0	3-5-2-0	1-0-0-0
7	Bridgeport Islanders	18	54	6	10	1	1	14	0.389	58	66	259	5	5	1-1	3-6-1-1	3-4-0-0	4-5-0-1	0-2-0-0
8	Springfield Thunderbirds	18	54	5	10	2	1	13	0.361	47	66	194	5	5	0-1	2-4-1-0	3-6-1-1	4-4-1-1	3-0-1-0

North Division

Rank	Team	GP	GR	W	L	OTL	SOL	PTS	PCT	GF	GA	PIM	RW	ROW	S/O	Home	Away	P10	STK
1	Laval Rocket	18	54	12	6	0	0	24	0.667	57	41	313	11	12	0-0	7-2-0-0	5-4-0-0	7-3-0-0	2-0-0-0
2	Syracuse Crunch	19	53	12	7	0	0	24	0.632	66	52	259	11	12	0-0	4-3-0-0	8-4-0-0	5-5-0-0	0-1-0-0
3	Rochester Americans	21	51	12	9	0	0	24	0.571	70	67	300	10	12	0-0	5-4-0-0	7-5-0-0	5-5-0-0	1-0-0-0
4	Belleville Senators	20	52	10	8	2	0	22	0.550	64	67	236	8	8	2-0	3-3-1-0	7-5-1-0	6-3-1-0	0-1-0-0
5	Toronto Marlies	19	53	8	9	1	1	18	0.474	53	61	214	6	8	0-1	4-3-0-1	4-6-1-0	4-5-1-0	0-2-0-0
6	Cleveland Monsters	15	57	6	5	3	1	16	0.533	37	43	193	3	6	0-1	1-4-2-1	5-1-1-0	4-4-2-0	0-1-0-0
7	Utica Comets	16	56	2	11	2	1	7	0.219	29	54	216	2	2	0-1	2-6-1-1	0-5-1-0	2-6-1-1	0-5-1-1

Western Conference

Central Division

Rank	Team	GP	GR	W	L	OTL	SOL	PTS	PCT	GF	GA	PIM	RW	ROW	S/O	Home	Away	P10	STK
1	Grand Rapids Griffins	17	55	15	1	0	1	31	0.912	72	34	204	12	14	1-1	8-1-0-0	7-0-0-1	8-1-0-1	4-0-0-0
2	Milwaukee Admirals	16	56	11	3	2	0	24	0.750	52	37	317	7	11	0-0	7-1-1-0	4-2-1-0	8-2-0-0	2-0-0-0
3	Manitoba Moose	19	53	10	7	2	0	22	0.579	47	51	190	10	10	0-0	4-3-1-0	6-4-1-0	7-3-0-0	1-0-0-0
4	Chicago Wolves	17	55	8	6	3	0	19	0.559	53	51	287	6	7	1-0	6-2-2-0	2-4-1-0	4-4-2-0	1-0-0-0
5	Rockford IceHogs	21	51	8	10	2	1	19	0.452	56	70	402	4	8	0-1	2-6-1-1	6-4-1-0	2-6-1-1	0-2-1-0
6	Texas Stars	17	55	5	10	2	0	12	0.353	38	54	199	3	4	1-0	2-7-1-0	3-3-1-0	4-5-1-0	0-2-0-0
7	Iowa Wild	19	53	5	13	0	1	11	0.289	37	67	340	4	5	0-1	3-6-0-1	2-7-0-0	2-8-0-0	0-4-0-0

Pacific Division

Rank	Team	GP	GR	W	L	OTL	SOL	PTS	PCT	GF	GA	PIM	RW	ROW	S/O	Home	Away	P10	STK
1	Colorado Eagles	19	53	14	4	0	1	29	0.763	61	40	232	12	13	1-1	9-2-0-0	5-2-0-1	7-2-0-1	2-0-0-0
2	San Jose Barracuda	19	53	11	6	1	1	24	0.632	63	60	288	9	11	0-1	7-3-0-0	4-3-1-1	8-1-0-1	0-1-0-0
3	Ontario Reign	18	54	11	6	1	0	23	0.639	61	51	204	8	11	0-0	6-1-1-0	5-5-0-0	6-4-0-0	3-0-0-0
4	Calgary Wranglers	20	52	10	8	2	0	22	0.550	61	67	292	6	9	1-0	4-3-1-0	6-5-1-0	4-6-0-0	0-1-0-0
5	Coachella Valley Firebirds	17	55	9	5	3	0	21	0.618	63	59	240	5	8	1-0	5-3-1-0	4-2-2-0	6-2-2-0	3-0-1-0
6	Henderson Silver Knights	17	55	9	7	1	0	19	0.559	63	51	131	8	9	0-0	5-4-1-0	4-3-0-0	4-6-0-0	0-1-0-0
7	San Diego Gulls	18	54	7	6	5	0	19	0.528	58	54	213	6	7	0-0	4-5-1-0	3-1-4-0	5-2-3-0	0-1-0-0
8	Bakersfield Condors	17	55	7	6	4	0	18	0.529	56	61	273	6	7	0-0	6-0-1-0	1-6-3-0	4-3-3-0	0-1-1-0
9	Tucson Roadrunners	18	54	8	8	2	0	18	0.500	54	56	182	5	8	0-0	5-6-1-0	3-2-1-0	5-4-1-0	1-0-0-0
10	Abbotsford Canucks	19	53	3	13	1	2	9	0.237	33	81	296	1	2	1-2	1-6-0-1	2-7-1-1	1-7-1-1	0-4-1-0

x = Clinched Playoff Position

y = Clinched Division

Friday, November 28 2025

Springfield 6 at Bridgeport 3 (Final)
 Toronto 1 at Charlotte 5 (Final)
 Hartford 6 at Cleveland 4 (Final)
 San Jose 2 at Colorado 4 (Final)
 Iowa 2 at Grand Rapids 3 (Final)
 Henderson 3 at Ontario 4 (Final)
 Syracuse 3 at Rochester 4 (Final)
 Milwaukee 3 at Rockford 2 (Final OT)
 Coachella Valley 5 at San Diego 0 (Final)
 Abbotsford 1 at Tucson 4 (Final)
 Lehigh Valley 1 at Wilkes-Barre/Scranton 4 (Final)

Saturday, November 29 2025

Chicago at Manitoba 2:00 PM CST
 Toronto at Charlotte 4:00 PM EST
 San Jose at Colorado 3:05 PM MST
 Bridgeport at Springfield 6:05 PM EST
 Providence at Belleville 7:00 PM EST
 Utica at Syracuse 7:00 PM EST
 Wilkes-Barre/Scranton at Hershey 7:00 PM EST
 Hartford at Cleveland 7:00 PM EST
 Laval at Lehigh Valley 7:05 PM EST
 Texas at Coachella Valley 6:00 PM PST
 Abbotsford at Tucson 7:00 PM MST
 Henderson at Bakersfield 7:00 PM PST

Sunday, November 30 2025

Providence at Belleville 3:00 PM EST
 Chicago at Manitoba 2:00 PM CST
 Iowa at Grand Rapids 4:00 PM EST
 Rockford at Milwaukee 4:00 PM CST
 Laval at Hershey 5:00 PM EST
 Texas at Ontario 5:00 PM PST

Conference Standings

Eastern Conference

Rank	Team	GP	GR	W	L	OTL	SOL	PTS	PCT	GF	GA	S/O	RW	ROW	Home	Away	P10	STK
1	Wilkes-Barre/Scranton Penguins	20	52	15	4	1	0	31	0.775	70	45	1-0	13	14	7-1-1-0	8-3-0-0	7-2-1-0	3-0-0-0
2	Providence Bruins	17	55	14	3	0	0	28	0.824	55	32	0-0	10	14	8-3-0-0	6-0-0-0	7-3-0-0	1-0-0-0
3	Laval Rocket	18	54	12	6	0	0	24	0.667	57	41	0-0	11	12	7-2-0-0	5-4-0-0	7-3-0-0	2-0-0-0
4	Syracuse Crunch	19	53	12	7	0	0	24	0.632	66	52	0-0	11	12	4-3-0-0	8-4-0-0	5-5-0-0	0-1-0-0
5	Rochester Americans	21	51	12	9	0	0	24	0.571	70	67	0-0	10	12	5-4-0-0	7-5-0-0	5-5-0-0	1-0-0-0
6	Lehigh Valley Phantoms	19	53	11	6	1	1	24	0.632	59	53	1-1	8	10	5-2-0-0	6-4-1-1	6-3-1-0	0-1-0-0
7	Charlotte Checkers	16	56	10	4	2	0	22	0.688	48	41	0-0	10	10	5-1-1-0	5-3-1-0	7-2-1-0	6-0-1-0
8	Belleville Senators	20	52	10	8	2	0	22	0.550	64	67	2-0	8	8	3-3-1-0	7-5-1-0	6-3-1-0	0-1-0-0
9	Hershey Bears	17	55	10	6	1	0	21	0.618	49	49	1-0	7	9	4-4-1-0	6-2-0-0	7-3-0-0	0-2-0-0
10	Toronto Marlies	19	53	8	9	1	1	18	0.474	53	61	0-1	6	8	4-3-0-1	4-6-1-0	4-5-1-0	0-2-0-0
11	Hartford Wolf Pack	19	53	6	9	4	0	16	0.421	53	62	0-0	5	6	4-5-3-0	2-4-1-0	3-5-2-0	1-0-0-0
12	Cleveland Monsters	15	57	6	5	3	1	16	0.533	37	43	0-1	3	6	1-4-2-1	5-1-1-0	4-4-2-0	0-1-0-0
13	Bridgeport Islanders	18	54	6	10	1	1	14	0.389	58	66	1-1	5	5	3-6-1-1	3-4-0-0	4-5-0-1	0-2-0-0
14	Springfield Thunderbirds	18	54	5	10	2	1	13	0.361	47	66	0-1	5	5	2-4-1-0	3-6-1-1	4-4-1-1	3-0-1-0
15	Utica Comets	16	56	2	11	2	1	7	0.219	29	54	0-1	2	2	2-6-1-1	0-5-1-0	2-6-1-1	0-5-1-1

Western Conference

Rank	Team	GP	GR	W	L	OTL	SOL	PTS	PCT	GF	GA	S/O	RW	ROW	Home	Away	P10	STK
1	Grand Rapids Griffins	17	55	15	1	0	1	31	0.912	72	34	1-1	12	14	8-1-0-0	7-0-0-1	8-1-0-1	4-0-0-0
2	Colorado Eagles	19	53	14	4	0	1	29	0.763	61	40	1-1	12	13	9-2-0-0	5-2-0-1	7-2-0-1	2-0-0-0
3	San Jose Barracuda	19	53	11	6	1	1	24	0.632	63	60	0-1	9	11	7-3-0-0	4-3-1-1	8-1-0-1	0-1-0-0
4	Milwaukee Admirals	16	56	11	3	2	0	24	0.750	52	37	0-0	7	11	7-1-1-0	4-2-1-0	8-2-0-0	2-0-0-0
5	Ontario Reign	18	54	11	6	1	0	23	0.639	61	51	0-0	8	11	6-1-1-0	5-5-0-0	6-4-0-0	3-0-0-0
6	Manitoba Moose	19	53	10	7	2	0	22	0.579	47	51	0-0	10	10	4-3-1-0	6-4-1-0	7-3-0-0	1-0-0-0
7	Calgary Wranglers	20	52	10	8	2	0	22	0.550	61	67	1-0	6	9	4-3-1-0	6-5-1-0	4-6-0-0	0-1-0-0
8	Coachella Valley Firebirds	17	55	9	5	3	0	21	0.618	63	59	1-0	5	8	5-3-1-0	4-2-2-0	6-2-2-0	3-0-1-0
9	Henderson Silver Knights	17	55	9	7	1	0	19	0.559	63	51	0-0	8	9	5-4-1-0	4-3-0-0	4-6-0-0	0-1-0-0
10	Chicago Wolves	17	55	8	6	3	0	19	0.559	53	51	1-0	6	7	6-2-2-0	2-4-1-0	4-4-2-0	1-0-0-0
11	San Diego Gulls	18	54	7	6	5	0	19	0.528	58	54	0-0	6	7	4-5-1-0	3-1-4-0	5-2-3-0	0-1-0-0
12	Rockford IceHogs	21	51	8	10	2	1	19	0.452	56	70	0-1	4	8	2-6-1-1	6-4-1-0	2-6-1-1	0-2-1-0
13	Bakersfield Condors	17	55	7	6	4	0	18	0.529	56	61	0-0	6	7	6-0-1-0	1-6-3-0	4-3-3-0	0-1-1-0
14	Tucson Roadrunners	18	54	8	8	2	0	18	0.500	54	56	0-0	5	8	5-6-1-0	3-2-1-0	5-4-1-0	1-0-0-0
15	Texas Stars	17	55	5	10	2	0	12	0.353	38	54	1-0	3	4	2-7-1-0	3-3-1-0	4-5-1-0	0-2-0-0
16	Iowa Wild	19	53	5	13	0	1	11	0.289	37	67	0-1	4	5	3-6-0-1	2-7-0-0	2-8-0-0	0-4-0-0
17	Abbotsford Canucks	19	53	3	13	1	2	9	0.237	33	81	1-2	1	2	1-6-0-1	2-7-1-1	1-7-1-1	0-4-1-0

x = Clinched Playoff Position

y = Clinched Division

Specialty Team Records

Team Power Play

Rank	Team	GP	ADV	GF	PP%	SHGA
1	Milwaukee Admirals	16	57	19	33.3	1
2	Abbotsford Canucks	19	63	17	27.0	3
3	San Jose Barracuda	19	82	22	26.8	2
4	Henderson Silver Knights	17	60	16	26.7	1
5	Grand Rapids Griffins	17	53	14	26.4	4
6	Coachella Valley Firebirds	17	51	13	25.5	3
7	Rochester Americans	21	91	23	25.3	0
8	Bakersfield Condors	17	61	15	24.6	3
9	Colorado Eagles	19	57	14	24.6	0
10	Laval Rocket	18	63	15	23.8	1
11	Providence Bruins	17	53	12	22.6	2
12	Syracuse Crunch	19	84	19	22.6	3
13	Springfield Thunderbirds	18	73	15	20.5	3
14	Lehigh Valley Phantoms	19	69	14	20.3	1
15	Tucson Roadrunners	18	61	12	19.7	2
16	Ontario Reign	18	77	15	19.5	4
17	Belleville Senators	20	74	14	18.9	2
18	Chicago Wolves	17	65	12	18.5	3
19	Hershey Bears	17	49	9	18.4	1
20	Calgary Wranglers	20	66	12	18.2	2
21	San Diego Gulls	18	66	12	18.2	1
22	Charlotte Checkers	16	47	8	17.0	0
23	Wilkes-Barre/Scranton Penguins	20	67	11	16.4	2
24	Manitoba Moose	19	56	9	16.1	3
25	Hartford Wolf Pack	19	63	10	15.9	3
26	Toronto Marlies	19	56	8	14.3	0
27	Bridgeport Islanders	18	69	9	13.0	3
28	Cleveland Monsters	15	70	9	12.9	3
29	Rockford IceHogs	21	78	10	12.8	5
30	Utica Comets	16	54	6	11.1	2
31	Iowa Wild	19	83	9	10.8	1
32	Texas Stars	17	50	3	6.0	1

Team Penalty Kill

Rank	Team	GP	TSH	PPGA	PK%	SHGF
1	Colorado Eagles	19	77	9	88.3	5
2	Springfield Thunderbirds	18	50	6	88.0	1
3	Wilkes-Barre/Scranton Penguins	20	61	8	86.9	3
4	Grand Rapids Griffins	17	53	7	86.8	2
5	Manitoba Moose	19	58	8	86.2	5
6	Charlotte Checkers	16	72	11	84.7	2
7	San Diego Gulls	18	58	9	84.5	3
8	Providence Bruins	17	51	8	84.3	3
9	Rochester Americans	21	82	13	84.1	1
10	Belleville Senators	20	68	11	83.8	3
11	Milwaukee Admirals	16	61	10	83.6	1
12	Syracuse Crunch	19	61	10	83.6	2
13	Rockford IceHogs	21	72	13	81.9	3
14	Toronto Marlies	19	70	13	81.4	1
15	Hershey Bears	17	63	12	81.0	3
16	Laval Rocket	18	84	16	81.0	3
17	Cleveland Monsters	15	57	11	80.7	3
18	Tucson Roadrunners	18	62	12	80.6	0
19	Utica Comets	16	62	12	80.6	2
20	Chicago Wolves	17	66	13	80.3	4
21	Bridgeport Islanders	18	69	14	79.7	2
22	Iowa Wild	19	57	12	78.9	0
23	Coachella Valley Firebirds	17	59	13	78.0	2
24	Bakersfield Condors	17	77	17	77.9	3
25	Ontario Reign	18	54	12	77.8	1
26	Henderson Silver Knights	17	51	12	76.5	1
27	Texas Stars	17	55	13	76.4	0
28	Lehigh Valley Phantoms	19	78	19	75.6	1
29	Hartford Wolf Pack	19	77	19	75.3	0
30	Calgary Wranglers	20	69	19	72.5	3
31	Abbotsford Canucks	19	64	21	67.2	0
32	San Jose Barracuda	19	70	23	67.1	2



**Game 18: Silver Knights (9-7-1-0, 19 pts) @
Bakersfield Condors (7-6-4-0, 18 pts)**

AHL Game #291
Saturday, November 29 – 7:00 PM PT
Dignity Health Arena – Bakersfield, CA
Watch: AHLTV on FloHockey
Listen: 1230AM The Game

Henderson Leaders

Goals:	Multiple players	7
Assists:	Laczynski	11
Points:	Laczynski	18
PP Goals:	Lavoie	4
SH Goals:	Megna	1
GW Goals:	Bowman/Laczynski	2
Shots:	Lavoie	60
Plus/Minus:	Laczynski	11
PIM:	McLain/Fleming	13
Wins:	Vikman	4
GAA:	Vikman	3.02
Save%:	Whitehead	.895
Shutouts:	Lindbom	1

Bakersfield Leaders

Goals:	Hutson	8
Assists:	Marjala	12
Points:	Hutson	16
PP Goals:	Hutson	4
SH Goals:	Multiple players	1
GW Goals:	Hamblin/Hutson	2
Shots:	Hutson	44
Plus/Minus:	Howard	7
PIM:	Clattenburg	59
Wins:	Tomkins	5
GAA:	Tomkins	3.49
Save%:	Tomkins	.887
Shutouts:	---	--

The Knights' Tale – The Silver Knights continue their California weekend on Saturday night at Dignity Health Arena against the Bakersfield Condors. The HSK dropped a 4-3 decision on Friday night in Ontario. Tanner Laczynski scored his second goal of the night to give the Silver Knights a 3-2 lead with 5:11 remaining in the third period, but Reign scored two goals 58 seconds apart to retake the lead. The Silver Knights begin a stretch of four straight games against the Condors on Saturday.

Can't Stop Connelly – Golden Knights first-round draft pick (19th overall in 2024) Trevor Connelly notched an assist on Friday to extend his points streak to a career-high five games. Connelly has recorded two goals and six points during his streak.

Cormi-yay! – Lukas Cormier has points in eight of his last ten games, totaling three goals and ten points over that stretch. He was held without a point against Ontario on Friday, but he did log eight shots on goal. Cormier's 14 points are tied for fourth-most among all AHL defensemen.

Laz Locked In – Tanner Laczynski scored two goals on Friday night, his first multi-goal game this season and his fifth multi-point performance. Laczynski has three goals and five points over his last two games.

Snapping the Skid – The Silver Knights have lost both meetings with the Condors this season, both played at Dignity Health Arena. The HSK have not won a road game in Bakersfield since April 1, 2022, during which time they have gone 0-13-1 at Dignity Health Arena. The Condors are 6-0-1 at home this season.

Stopping Seth – The Silver Knights will look to corral Condors veteran Seth Griffith, who has three assists in two games against Henderson this season. In his career, Griffith has totaled ten goals and 52 points in 43 regular season games against the HSK.

Season Series

11/7 – HSK 2, BAK 4	12/6 – BAK @ HSK
11/8 – HSK 3, BAK 5	12/10 – HSK @ BAK
11/29 – HSK @ BAK	1/28 – BAK @ HSK
12/5 – BAK @ HSK	4/14 – BAK @ HSK

2025-26 vs Bakersfield

Overall: 0-2-0-0
Home: 0-0-0-0
Road: 0-2-0-0
Current Streak: 0-5-0-0
All-time record vs Bakersfield: 13-28-1-2



Active Roster (25 Players)								
No.	Name	Pos	Sh	Ht	Wt	Born	Birthplace	Pronunciation
8	Mathieu Cataford	F	R	6-0	200	Mar. 1, 2005	Saint-Constant, QC	KAT-uh-fohrd
12	Jakub Brabenec	F	L	6-1	190	Sep. 11, 2003	Jihlava, CZE	BRA-buh-nehts
24	Trevor Connelly	F	L	6-1	175	Feb. 28, 2006	Tustin, CA	KAW-nuh-lee
25	Matyas Sapovaliv	F	L	6-4	204	Feb. 12, 2004	Kladno, CZE	SAP-uh-VAHL-ihv
28	Tanner Laczynski	F	R	6-1	211	Jun. 1, 1997	Minooka, IL	la-ZIHN-skee
36	Raphael Lavoie	F	R	6-4	217	Sep. 25, 2000	Chambly, QC	Luh-VWAH
37	Tuomas Uronen	F	R	6-0	198	Mar. 19, 2005	Kerava, FIN	YOO-roh-nehn
41	Brandon Hickey	D	L	6-2	200	Apr. 13, 1996	Leduc, AB	HIHK-ee
44	Christoffer Sedoff	D	L	6-2	209	Feb. 20, 2002	Helsinki, FIN	SEHD-awf
46	Jonas Rondbjerg	F	L	6-2	206	Mar. 31, 1999	Horsholm, DEN	ROHND-b'yuhrg
50	Joe Fleming	F	R	6-1	211	Jun. 19, 2003	Wellesley, MA	FLEHM-ihng
51	Lukas Cormier	D	L	5-11	184	Mar. 27, 2002	Ste-Marie-de-Kent, NB	KOHR-mee-ay
52	Dylan Coghlan	D	R	6-2	205	Feb. 19, 1998	Duncan, BC	KAWG-luhn
59	Jackson Hallum	F	L	6-0	190	Sep. 8, 2002	Eagan, MN	HAL-uhm
63	Ben Hemmerling	F	R	5-11	177	Apr. 21, 2004	Sherwood Park, AB	HEHM-uhr-lihng
74	Viliam Kmec	D	R	6-2	206	Jan. 2, 2004	Kosice, SVK	kuh-MEHTZ
75	Mitch McLain	F	L	6-0	205	Dec. 9, 1993	Baxter, MN	ma-KLAYN
77	Kai Uchacz	F	R	6-2	206	Jun. 24, 2003	Calgary, AB	YOO-chaz
78	Lucas Johansen	D	L	6-2	182	Nov. 16, 1997	Vancouver, BC	joh -HAN -suhn
84	Jeremy Davies	D	L	5-11	190	Dec. 4, 1996	Ste-Anne-de-Bellevue, QC	DAY-veez
88	Jaycob Megna	D	L	6-6	214	Dec. 10, 1992	Plantation, FL	MEHG-na
89	Riley McKay	F	L	6-0	203	Mar. 7, 1999	Swan River, MB	muh-KAY
32	Jesper Vikman	G	L	6-4	205	Mar. 11, 2002	Stockholm, SWE	VIGHK-muhn
34	Jordan Papirny	G	L	6-1	173	Apr. 10, 1996	Edmonton, AB	puh-PUHR-nee
79	Carter Hart	G	L	6-2	196	Aug. 13, 1998	Sherwood Park, AB	HAHRT

In Vegas (NHL)								
No.	Name	Pos	Sh	Ht	Wt	Born	Birthplace	Pronunciation
30	Carl Lindbom	G	L	6-1	186	May 20, 2003	Stockholm, SWE	LIHND-bahm
42	Braeden Bowman	F	R	6-1	205	Jun. 26, 2003	Kitchener, ON	BOH-mehn

In Tahoe (ECHL)								
No.	Name	Pos	Sh	Ht	Wt	Born	Birthplace	Pronunciation
38	Jordan Gustafson	F	L	5-11	194	Jan. 20, 2004	Ardrossan, AB	GUHS-tahf-suhn
39	Cameron Whitehead	G	L	6-3	192	Jun. 13, 2003	Orleans, ON	WIGHT-hehd
47	Artur Cholach	D	L	6-2	202	Jun. 6, 2003	Lviv, UA	CHOH-lahtch
76	Trent Swick	F	L	6-7	224	Apr. 25, 2004	Thorold, ON	SWIHK
92	Sloan Stanick	F	R	6-1	192	Aug. 1, 2003	Rapid City, MB	STAN-ihk
96	Samuel Mayer	D	L	6-3	210	Apr. 15, 2003	L'Orignal, ON	MIGH-yay



Most Recent...

Overall		At Home		On Road	
Win:	5-1 (vs MIL, 11/22/25)	Win:	5-1 (vs MIL, 11/22/25)	Win:	7-3 (@ ABB, 11/2/25)
Loss:	4-3 (@ ONT, 11/28/25)	Loss:	4-2 (vs MIL, 11/21/25)	Loss:	4-3 (@ ONT, 11/28/25)
OTW/SOW:	3-2 OT (vs SD, 10/24/25)	OTW/SOW:	3-2 OT (vs SD, 10/24/25)	OTW/SOW:	--- (vs --, -/--/--)
OTL/SOL:	2-1 OT (vs ABB, 10/10/25)	OTL/SOL:	2-1 OT (vs ABB, 10/10/25)	OTL/SOL:	--- (vs --, -/--/--)

By Game...

Overall Record/Streak	9-7-1-0/ L1
Home Record/Streak	5-4-1-0/ W1
Road Record/Streak	4-3-0-0/ L3
Last 5 Games	2-3-0-0
Last 10 Games	4-6-0-0
1-goal Games	2-1-1-0
2-goal Games	1-5-0-0
3-goal Games	2-1-0-0
Scoring First	6-2-0-0
Opponent Scores First	3-5-1-0
Outshoot Opponent	5-5-1-0
Outshot by Opponent	3-2-0-0
Shots Even	1-0-0-0
Overtime Record	1-1
Shootout Record	0-0

By Month/Day...

October	5-1-1-0; 11 PTS
November	4-6-0-0; 8 PTS
December	0-0-0-0; 0 PTS
January	0-0-0-0; 0 PTS
February	0-0-0-0; 0 PTS
March	0-0-0-0; 0 PTS
April	0-0-0-0; 0 PTS
May	0-0-0-0; 0 PTS
June	0-0-0-0; 0 PTS
Monday	0-0-0-0
Tuesday	0-0-0-0
Wednesday	1-1-0-0
Thursday	0-0-0-0
Friday	2-3-1-0
Saturday	4-3-0-0
Sunday	2-0-0-0

By Period...

Leading After 1st	5-2-0-0
Trailing After 1st	1-4-0-0
Tied After 1st	3-1-1-0
Leading After 2nd	6-0-0-0
Trailing After 2nd	1-4-1-0
Tied After 2nd	2-3-0-0

By Division/Conference...

Pacific Division	8-6-1-0
Central Division	1-1-0-0
WESTERN CONFERENCE	9-7-1-0
Atlantic Division	0-0-0-0
North Division	0-0-0-0
EASTERN CONFERENCE	0-0-0-0

By Opponent, 2025-26 Season...

Abbotsford	2-1-1-0	Milwaukee	1-1-0-0
Bakersfield	0-2-0-0	Ontario	2-1-0-0
Calgary	1-1-0-0	San Diego	3-1-0-0
Coachella	0-0-0-0	San Jose	0-0-0-0
Colorado	0-0-0-0	Texas	0-0-0-0
		Tucson	0-0-0-0

By Opponent, All-Time...

Abbotsford	10-13-4-1	Ontario	16-18-3-2
Bakersfield	13-28-1-2	Rockford	2-2-0-0
Calgary	10-11-0-1	San Diego	19-15-0-0
Coachella	11-11-0-2	San Jose	22-16-1-1
Colorado	17-16-1-3	Stockton	5-1-1-1
Iowa	5-3-0-0	Texas	2-2-0-0
Milwaukee	3-6-0-1	Tucson	20-18-0-0



Goals By Period...

	1st	2nd	3rd	OT	SO	Total	Avg.
Henderson	19	20	23	1	0	63	3.71
Opponent	13	18	19	1	0	51	3.00

Shots By Period...

	1st	2nd	3rd	OT	SO	Total	Avg.
Henderson	175	186	163	6	0	536	31.5
Opponent	141	151	140	2	0	434	25.5

Power Play Statistics...

	Goals	Attempts	%
Overall	16	60	26.7 (4 th AHL)
Home	7	30	23.3 (7 th AHL)
Road	9	30	30.0 (5 th AHL)
Last 10 Games	12	41	29.3
SH Goals Allowed		1	
5-on-3 Overall	2	7	28.6
Home	1	4	25.0
Road	1	3	33.3
SH Goals Allowed		0	

Penalty Kill Statistics...

	Kills	Attempts	%
Overall	39	51	76.5 (26 th AHL)
Home	24	30	80.0 (19 th AHL)
Road	15	21	71.4 (31 st AHL)
Last 10 Games	17	26	65.4
SH Goals Scored		1	
5-on-3 Overall	1	1	100.0
Home	0	0	0.0
Road	1	1	100.0
SH Goals Scored		0	

Situational Scoring...

	For	Against
6-on-5	3	0
6-on-4	0	0
6-on-3	0	0
5-on-5	40	33
5-on-4	13	12
5-on-3	2	0
4-on-4	1	0
4-on-3	1	0
3-on-3 (including OT)	1	1
3-on-4	0	0
3-on-5	0	0
3-on-6	0	0
4-on-5	0	1
4-on-6	1	0
5-on-6	1	4
Empty Net	2	4
Penalty Shots	0	0

Shootout Statistics...

Shooter	Goals	Attempts	%
Matyas Sapovaliv	0	0	0.0
Jakub Brabenec	0	0	0.0
Braeden Bowman	0	0	0.0
Raphael Lavoie	0	0	0.0
Lukas Cormier	0	0	0.0
Tanner Laczynski	0	0	0.0
Kai Uchacz	0	0	0.0
Jackson Hallum	0	0	0.0
Mathieu Cataford	0	0	0.0

Goaltender (W-L)	Saves	Attempts	%
Carl Lindbom (0-0)	0	0	.000
Jesper Vikman (0-0)	0	0	.000
Cameron Whitehead (0-0)	0	0	.000



Team Single-Game Highs/Lows...

	<i>Silver Knights</i>	<i>Opponent</i>
Most Goals For:	7 (11.2 @ ABB)	6 (11.15 vs CGY)
Fewest Goals For:	1 (10.10 vs ABB)	0 (10.17 @ ONT)
Most Goals in a Period:	4 (3 rd , 11.2 @ ABB)	3 (2 nd , 11.15 vs CGY)
Most Power Play Goals:	4 (11.1 @ ABB)	2 (11.28 @ ONT)
Most Shorthanded Goals:	1 (11.16 vs CGY)	1 (11.16 vs CGY)
Most Shots For:	41 (11.8 @ BAK)	39 (10.25 vs SD)
Fewest Shots For:	21 (11.5 vs SD)	14 (11.16 vs CGY)
Most Shots in a Period:	17 (1 st , 11.22 vs MIL)	17 (1 st , 10.11 vs ABB)
Fewest Shots in a Period:	4 (1 st , 10.24 vs SD)	3 (1 st , 11.28 @ ONT)
Fastest Goal to Start Game	8:08 (11.16 vs CGY)	:18 (11.15 vs CGY)
Fastest Goal to Start Period	:27 (3 rd , 10.25 vs SD)	:18 (1 st , 11.15 vs CGY)
Latest Goal in a Game (Regulation)	59:59 (11.16 vs CGY)	59:35 (11.8 @ BAK)
Latest Goal in a Period	19:59 (3 rd , 11.16 vs CGY)	19:35 (3 rd , 11.8 @ BAK)
Fastest Back-to-Back Goals	:09 (Johansen/Connelly, 11.16 vs CGY)	:31 (Jamsen/Wright, 10.29 vs ONT)
Most Power Plays	6 (11.15 vs CGY)	6 (10.18 @ SD)
Most Penalty Minutes	12 (10.18 @ SD)	35 (11.5 vs SD)
Fewest Penalty Minutes	2 (11.7 @ BAK)	2 (11.21 vs MIL)
Longest Winning Streak	7 (10.17 - 11.2)	
Longest Unbeaten Streak	7 (10.17 - 11.2)	
Longest Losing Streak	4 (11.5 - 11.15)	
Longest Winless Streak	4 (11.5 - 11.15)	

Individual Single-Game Highs/Lows...

	<i>Silver Knights</i>	<i>Opponent</i>
Most Goals Scored:	2 (Laczynski, 11.28 @ ONT)	3 (Frk, 11.15 vs CGY)
Most Assists:	3 (Laczynski, 11.2 @ ABB)	3 (Griffith, 11.8 @ BAK)
Most Points:	3 (Laczynski, 11.22 vs MIL)	4 (Frk, 11.15 vs CGY)
Most Power Play Goals:	1 (Sapovaliv, 11.28 @ ONT)	2 (LaBate, 11.2 @ ABB)
Most Shorthanded Goals:	1 (Megna, 11.16 vs CGY)	1 (Gridin, 11.16 vs CGY)
Most Shots For:	8 (Cormier, 11.28 @ ONT)	5 (LaBate, 11.2 @ ABB)
Highest Plus/Minus:	5 (Megna, 10.29 vs ONT)	4 (Frk/Stromgren, 11.15 vs CGY)
Lowest Plus/Minus	-3 (Multiple players, 11.15 vs CGY)	-4 (Oesterle, 11.22 vs MIL)
Most Saves:	37 (Whitehead, 10.25 vs SD)	38 (Tomkins, 11.8 @ BAK)
Most Saves in a Period:	17 (Vikman, 1 st , 10.11 vs ABB)	15 (Murray, 1 st , 11.22 vs MIL)
Goal-Scoring Streak:	3 (Uronen, 10.29 - 11.2)	
Assist Streak:	5 (Laczynski, 10.24 - 11.2)	
Points Streak:	10 (Lavoie, 10.24 - 11.16)	
Wins Streak (Goaltender):	3 (Whitehead, 10.25 - 11.1)	
Shutout Streak, mins (Goaltender):	105:49 (Whitehead, 10.29 - 11.5)	
Consecutive Starts (Goaltender):	3 (Whitehead, 10.25 - 11.1)	
Consecutive Appearances (Goal):	3 (Whitehead, 10.25 - 11.1)	



Multiple Points Games

3-point Performances

Cormier (1-2-3, 10.25); Bowman (2-1-3, 10.29); Laczynski (0-3-3, 11.2); Laczynski (1-2-3, 11.22)

4-point Performances

5-point Performances

Hat Tricks

Shutouts

Wins					Losses				
Date	Goaltender	Opponent	Saves	Score	Date	Goaltender	Opponent	Saves	Score
10.17	Lindbom	Ontario	18	2-0					

Penalty Shots

Henderson					Opponent				
Date	Shooter	Opponent	Goaltender	Result	Date	Shooter	Opponent	Goaltender	Result



Recent Transactions

- 10.22 - G Cameron Whitehead reassigned to Henderson from Tahoe (ECHL) by Vegas (NHL)
- 10.28 - G Jordan Papirny recalled from Tahoe (ECHL)
- 10.29 - D Jaycob Megna assigned to Henderson by Vegas (NHL)
- 10.31 - G Jordan Papirny assigned to Tahoe (ECHL)
- 11.10 - G Jordan Papirny recalled from Tahoe (ECHL)
- 11.10 - G Cameron Whitehead assigned to Tahoe (ECHL) from Henderson by Vegas (NHL)
- 11.10 - F Trevor Connelly assigned to Henderson by Vegas (NHL)
- 11.10 - F Jordan Gustafson assigned to Henderson by Vegas (NHL)
- 11.12 - F Braeden Bowman recalled by Vegas (NHL)
- 11.15 - G Carter Hart loaned to Henderson on conditioning assignment by Vegas (NHL)
- 11.16 - G Jordan Papirny assigned to Tahoe (ECHL)
- 11.17 - F Jordan Gustafson assigned to Tahoe (ECHL) from Henderson by Vegas (NHL)
- 11.18 - F Tanner Laczynski recalled by Vegas (NHL)
- 11.19 - F Tanner Laczynski assigned to Henderson by Vegas (NHL)
- 11.24 - F Mark Stone loaned to Henderson on conditioning assignment by Vegas (NHL)
- 11.26 - F Mark Stone recalled from conditioning assignment by Vegas (NHL)
- 11.28 - G Jordan Papirny recalled from Tahoe (ECHL)

Upcoming Milestones

- F Raphael Lavoie is six goals shy of 100 for his AHL career
- D Brandon Hickey is 14 games shy of 200 for his AHL career
- D Jaycob Megna is three assists shy of 100 for his AHL career

Milestones Achieved

- F Tuomas Uronen recorded his first AHL goal and point on 10.11.25 vs ABB
- F Jackson Hallum recorded his first AHL point with an assist on 10.18.25 @ SD
- F Jackson Hallum recorded his first AHL goal on 10.24.25 vs SD
- G Cameron Whitehead earned his first AHL win with 37 saves on 10.25.25 vs SD
- D Lucas Johansen appeared in his 300th AHL game on 11.2.25 @ ABB
- F Joe Fleming recorded his first AHL goal on 11.7.25 @ BAK
- D Lucas Johansen and F Trevor Connelly scored fastest back-to-back goals in HSK history (:09) on 11.16.25 vs CGY
- F Mathieu Cataford recorded his first AHL goal on 11.21.25 vs MIL



Franchise History

General Managers			
Year	Name	Record	Pts
2020-21	Kelly McCrimmon	25-13-0-1	51
2021-22	Tim Speltz	35-28-4-1	75
2022-23	Tim Speltz	29-38-0-5	63
2023-24	Tim Speltz	28-36-3-5	64
2024-25	Tim Speltz	29-37-3-2	63
2025-26	Tim Speltz	9-7-1-0	19

Team Captains	
Year	Captain
2020-21	Patrick Brown; Ryan Murphy**
2021-22	Brayden Pachal
2022-23	Brayden Pachal
2023-24	Jake Bischoff
2024-25	Jake Bischoff
2025-26	Jaycob Megna

**Mid-season Replacement

All-Time Leader - Goals			
#	Name	Seasons	Total
1	Gage Quinney	2020-25	64
2	Jonas Røndbjerg	2020-26	57
3	Sheldon Rempal	2022-24	52
4	Pavel Dorofeyev	2020-23	45
5	Brendan Brisson	2021-25	45

All-Time Leader - Points			
#	Name	Seasons	Total
1	Gage Quinney	2020-25	168
2	Jonas Røndbjerg	2020-26	130
3	Sheldon Rempal	2022-24	108
4	Brendan Brisson	2021-25	102
5	Pavel Dorofeyev	2020-23	82

All-Time Leader - Penalty Minutes			
#	Name	Seasons	Total
1	Jemaine Loewen	2020-23	223
2	Brayden Pachal	2020-23	196
3	Mason Geertsen	2023-25	185
4	Dysin Mayo	2022-25	173
5	Riley McKay	2024-26	151

Head Coaches			
Year	Name	Record	Pts
2020-21	Manny Viveiros	25-13-0-1	51
2021-22	Manny Viveiros	35-28-4-1	75
2022-23	Manny Viveiros	29-38-0-5	63
2023-24	Ryan Craig	28-36-3-5	64
2024-25	Ryan Craig	29-37-3-2	63
2025-26	Ryan Craig	9-7-1-0	19

Silver Knights All-Stars	
Year	Name
2020-21	No All-Star Game (Covid-19)
2021-22	No All-Star Game (Covid-19)
2022-23	Daniil Miromanov; Brayden Pachal**
2023-24	Adam Cracknell; Grigori Denisenko**
2024-25	Tanner Laczynski; Grigori Denisenko**
2025-26	---

**Chosen replacement for selected player

All-Time Leader - Assists			
#	Name	Seasons	Total
1	Gage Quinney	2020-25	104
2	Jonas Røndbjerg	2020-26	73
3	Lukas Cormier	2022-26	60
4	Brendan Brisson	2021-25	57
5	Sheldon Rempal	2022-24	56

All-Time Leader - Games Played			
#	Name	Seasons	Total
1	Jonas Røndbjerg	2020-26	249
2	Gage Quinney	2020-25	212
3	Jake Bischoff	2020-25	180
4	Brendan Brisson	2021-25	162
5	Lukas Cormier	2022-26	156

All-Time Leader - Plus/Minus			
#	Name	Seasons	Total
1	Zack Hayes	2020-23	31
2	Pavel Dorofeyev	2020-23	19
3	Danny O'Regan	2020-21	16
4	Carl Dahlstrom	2020-21	13



Mathieu Cataford

8

(MA-th'yew KAT-uh-fohrd)

Forward | 6-0 | 200 | Mar. 1, 2005 | Saint-Constant, QC

Drafted: 2023, Vegas Golden Knights - 3rd Rd (77th Overall)

Year	Team	LGE	Regular Season						Playoffs					
			GP	G	A	P	PIM	+/-	GP	G	A	P	PIM	+/-
2021-22	Halifax Mooseheads	QMJHL	62	17	29	46	30	5	5	4	1	5	0	-4
2022-23	Halifax Mooseheads	QMJHL	68	31	44	75	66	33	21	5	8	13	8	7
2023-24	Halifax Mooseheads "A"	QMJHL	65	40	50	90	33	43	4	1	1	2	2	-6
2023-24	Henderson Silver Knights	AHL	4	0	2	2	4	-2	-	-	-	-	-	-
2024-25	Rimouski Oceanic	QMJHL	54	19	45	64	38	26	12	7	11	18	4	3
2025-26	Henderson Silver Knights	AHL	14	1	3	4	2	-2	-	-	-	-	-	-
<i>Junior Total</i>			<i>249</i>	<i>107</i>	<i>168</i>	<i>275</i>	<i>167</i>	<i>107</i>	<i>42</i>	<i>17</i>	<i>21</i>	<i>38</i>	<i>14</i>	<i>0</i>
<i>Professional Total</i>			<i>18</i>	<i>1</i>	<i>5</i>	<i>6</i>	<i>6</i>	<i>-4</i>	<i>0</i>	<i>0</i>	<i>0</i>	<i>0</i>	<i>0</i>	<i>0</i>
<i>AHL Total</i>			<i>18</i>	<i>1</i>	<i>5</i>	<i>6</i>	<i>6</i>	<i>-4</i>	<i>0</i>	<i>0</i>	<i>0</i>	<i>0</i>	<i>0</i>	<i>0</i>
<i>Henderson Total</i>			<i>18</i>	<i>1</i>	<i>5</i>	<i>6</i>	<i>6</i>	<i>-4</i>	<i>0</i>	<i>0</i>	<i>0</i>	<i>0</i>	<i>0</i>	<i>0</i>

Career Highlights

- Signed three-year entry-level contract with Vegas on 12/31/23
- 2025 CHL and QMJHL Scholastic Player of the Year
- Represented Canada at 2025 World Junior Championship
- 2024 QMJHL Most Valuable Player and First All-Star Team
- 2024 CHL First All-Star Team
- Gold Medal with Team Canada at 2022 Hlinka Gretzky Cup
- 2022 QMJHL All-Rookie Team

AHL Single-Game Highs

Goals: 1
 Assists: 1
 Points: 2 (11/21/25 vs MIL)
 PIM: 2
 Hat Tricks: None

AHL Longest Streaks

Goals: 1
 Assists: 2 (4/10/24-4/13/24)
 Points: 2 (4/10/24-4/13/24)

AHL Firsts

First Game: 4/10/24 @ SJ
 First Goal: 11/21/25 vs MIL
 First Assist: 4/10/24 @ SJ





Jakub Brabenec

12

(JAY-kuhb BRA-buh-nehts)

Forward | 6-1 | 190 | Sep. 11, 2003 | Jihlava, CZE

Drafted: 2021, Vegas Golden Knights - 4th Rd (102nd Overall)

Year	Team	LGE	Regular Season							Playoffs						
			GP	G	A	P	PIM	+/-	GP	G	A	P	PIM	+/-		
2019-20	HC Kometa Brno	Czechia	2	1	0	1	0	1	-	-	-	-	-	-	-	
2019-20	HC Stadion Litomerice	Czech2	10	0	0	0	0	-3	-	-	-	-	-	-		
2020-21	HC Kometa Brno	Czechia	23	0	1	1	4	2	-	-	-	-	-	-		
2020-21	SK Horacka	Czech2	3	0	0	0	0	-2	-	-	-	-	-	-		
2021-22	Charlottetown Islanders	QMJHL	58	17	47	64	8	27	15	5	14	19	14	9		
2022-23	Charlottetown Islanders	QMJHL	28	8	17	25	16	-7	-	-	-	-	-	-		
2022-23	Sherbrooke Phoenix	QMJHL	26	10	25	35	10	35	14	2	7	9	12	3		
2023-24	Henderson Silver Knights	AHL	48	6	7	13	16	-8	-	-	-	-	-	-		
2024-25	Henderson Silver Knights	AHL	62	9	13	22	12	-14	-	-	-	-	-	-		
2025-26	Henderson Silver Knights	AHL	16	1	7	8	6	-2	-	-	-	-	-	-		
Junior Total			112	35	89	124	34	55	29	7	21	28	26	12		
Professional Total			164	17	28	45	38	-26	0	0	0	0	0	0		
AHL Total			126	16	27	43	34	-24	0	0	0	0	0	0		
Henderson Total			126	16	27	43	34	-24	0	0	0	0	0	0		

Career Highlights

- Signed entry-level contract with Vegas Golden Knights on 12/11/22
- Won Silver Medal at 2022 World Juniors with Czechia
- Named QMJHL Rookie of the Year and Offensive Rookie of the Year in 2022
- Led all QMJHL rookies in assists and points in 2021-22
- Represented Czechia at 2021 U18 World Juniors
- Teammate of Lukas Cormier with QMJHL Charlottetown

AHL Single-Game Highs

Goals: 2 (12/13/23 @ ONT)
 Assists: 2 (Occurred 6 times)
 Points: 2 (Occurred 9 times)
 PIM: 2
 Hat Tricks: None

AHL Longest Streaks

Goals: 2 (11/2/24-11/9/24)
 Assists: 2 (Occurred 6 times)
 Points: 4 (10/13/23-10/21/23)

AHL Firsts

First Game: 10/13/23 @ IA
 First Goal: 10/20/23 vs SJ
 First Assist: 10/13/23 @ IA





Trevor Connelly

(TREH-vuhr KAH-nuh-lee)

24

Forward | 6-1 | 175 | Feb. 28, 2006 | Tustin, CA

Drafted: 2024, Vegas Golden Knights - 1st Rd (19th Overall)

Year	Team	LGE	Regular Season						Playoffs					
			GP	G	A	P	PIM	+/-	GP	G	A	P	PIM	+/-
2022-23	Tri-City Storm	USHL	57	24	23	47	54	-5	3	2	2	4	0	4
2023-24	Tri-City Storm	USHL	52	31	47	78	88	1	-	-	-	-	-	-
2024-25	Providence College	NCAA	23	4	9	13	29	-13	-	-	-	-	-	-
2024-25	Henderson Silver Knights	AHL	6	1	3	4	6	-2	-	-	-	-	-	-
2025-26	Henderson Silver Knights	AHL	5	2	4	6	0	0	-	-	-	-	-	-
Junior Total			<i>63</i>	<i>25</i>	<i>26</i>	<i>51</i>	<i>60</i>	<i>-7</i>	<i>3</i>	<i>2</i>	<i>2</i>	<i>4</i>	<i>0</i>	<i>4</i>
NCAA Total			<i>23</i>	<i>4</i>	<i>9</i>	<i>13</i>	<i>29</i>	<i>-13</i>	<i>0</i>	<i>0</i>	<i>0</i>	<i>0</i>	<i>0</i>	<i>0</i>
Professional Total			<i>11</i>	<i>3</i>	<i>7</i>	<i>10</i>	<i>6</i>	<i>-2</i>	<i>0</i>	<i>0</i>	<i>0</i>	<i>0</i>	<i>0</i>	<i>0</i>
AHL Total			<i>11</i>	<i>3</i>	<i>7</i>	<i>10</i>	<i>6</i>	<i>-2</i>	<i>0</i>	<i>0</i>	<i>0</i>	<i>0</i>	<i>0</i>	<i>0</i>
Henderson Total			<i>11</i>	<i>3</i>	<i>7</i>	<i>10</i>	<i>6</i>	<i>-2</i>	<i>0</i>	<i>0</i>	<i>0</i>	<i>0</i>	<i>0</i>	<i>0</i>

Career Highlights

- Signed entry-level contract with Vegas Golden Knights on 4/1/25
- Youngest player in HSK history to score a goal
- 2025 Gold Medal with Team USA at World Juniors
- USHL Second All-Star Team in 2024
- USHL All-Rookie Second Team in 2023
- 2024 U-18 World Juniors Silver Medal with Team USA

AHL Single-Game Highs

Goals: 1
 Assists: 1
 Points: 2 (Occurred twice)
 PIM: 4 (4/16/25 @ SD)
 Hat Tricks: None

AHL Longest Streaks

Goals: 1
 Assists: 3 (11/15/25 - 11/21/25)
 Points: 5 (11/15/25 - 11/28/25)

AHL Firsts

First Game: 4/9/25 vs BAK
 First Goal: 4/12/25 @ COL
 First Game: 4/9/25 vs BAK





Matyas Sapovaliv

25

(ma-TEE-uhs SAP-uh-VAHL-ihv)

Forward | 6-4 | 204 | Feb. 12, 2004 | Kladno, CZE

Drafted: 2022, Vegas Golden Knights - 2nd Rd (48th Overall)

Year	Team	LGE	Regular Season						Playoffs						
			GP	G	A	P	PIM	+/-	GP	G	A	P	PIM	+/-	
2020-21	Rytiri Kladno U20	Czechia U20	6	4	7	11	2	8	-	-	-	-	-	-	-
2020-21	Rytiri Kladno	Czech2	12	0	3	3	2	0	-	-	-	-	-	-	
2020-21	HC Stadion Litomerice	Czech2	1	0	0	0	0	0	-	-	-	-	-	-	
2021-22	Saginaw Spirit	OHL	68	18	34	52	26	-18	-	-	-	-	-	-	
2022-23	Saginaw Spirit	OHL	61	27	29	56	24	8	11	8	9	17	0	1	
2023-24	Saginaw Spirit	OHL	54	19	43	62	22	24	17	3	6	9	2	-5	
2024-25	Henderson Silver Knights	AHL	71	11	8	19	20	-15	-	-	-	-	-	-	
2025-26	Henderson Silver Knights	AHL	17	3	4	7	0	3	-	-	-	-	-	-	
Junior Total			189	68	113	181	74	22	28	11	15	26	2	-4	
Professional Total			101	14	15	29	22	-12	0	0	0	0	0	0	
AHL Total			88	14	12	26	20	-12	0	0	0	0	0	0	
Henderson Total			88	14	12	26	20	-12	0	0	0	0	0	0	

Career Highlights

- Signed entry-level contract with Vegas Golden Knights on 12/26/22
- Led 2024-25 HSK in games played
- 2024 Memorial Cup Champion
- Won Bronze Medal at 2024 World Juniors with Czechia
- Won Silver Medal at 2023 World Juniors with Czechia
- Junior career-highs in assists and points last season

AHL Single-Game Highs

Goals: 1
 Assists: 2 (Occurred twice)
 Points: 2 (Occurred 3 times)
 PIM: 10 (3/15/25 @ CV)
 Hat Tricks: None

AHL Longest Streaks

Goals: 2 (Occurred twice)
 Assists: 2 (12/28/24-12/29/24)
 Points: 5 (12/20/24-12/31/24)

AHL Firsts

First Game: 10/11/24 @ TEX
 First Goal: 10/12/24 @ TEX
 First Assist: 10/27/24 @ ONT





Tanner Laczynski

28

(TA-nuhr la-ZIHN-skee)

Forward | 6-1 | 211 | Jun. 1, 1997 | Minooka, IL

Drafted: 2016, Philadelphia Flyers - 6th Rd (169th Overall)

Year	Team	LGE	Regular Season							Playoffs					
			GP	G	A	P	PIM	+/-	GP	G	A	P	PIM	+/-	
2013-14	Chicago Steel	USHL	2	0	0	0	0	0	-4	-	-	-	-	-	-
2014-15	Chicago Steel	USHL	57	18	28	46	10	-7	-	-	-	-	-	-	-
2015-16	Chicago Steel "A"	USHL	33	13	27	40	20	9	-	-	-	-	-	-	-
2015-16	Lincoln Stars	USHL	19	11	12	23	18	1	4	1	2	3	0	1	1
2016-17	Ohio State University	NCAA	34	10	22	32	22	20	-	-	-	-	-	-	-
2017-18	Ohio State University	NCAA	41	17	30	47	12	18	-	-	-	-	-	-	-
2018-19	Ohio State University	NCAA	27	10	20	30	14	2	-	-	-	-	-	-	-
2019-20	Ohio State University "A"	NCAA	36	11	23	34	22	9	-	-	-	-	-	-	-
2020-21	Philadelphia Flyers	NHL	5	0	0	0	0	1	-	-	-	-	-	-	-
2020-21	Lehigh Valley Phantoms	AHL	14	6	4	10	0	6	-	-	-	-	-	-	-
2021-22	Philadelphia Flyers	NHL	1	0	0	0	0	-1	-	-	-	-	-	-	-
2021-22	Lehigh Valley Phantoms	AHL	28	7	10	17	8	-2	-	-	-	-	-	-	-
2022-23	Philadelphia Flyers	NHL	32	2	2	4	2	-5	-	-	-	-	-	-	-
2022-23	Lehigh Valley Phantoms	AHL	2	1	2	3	0	1	-	-	-	-	-	-	-
2023-24	Lehigh Valley Phantoms	AHL	49	17	27	44	20	12	6	4	0	4	0	-3	-3
2024-25	Vegas Golden Knights	NHL	8	1	0	1	6	-1	-	-	-	-	-	-	-
2024-25	Henderson Silver Knights	AHL	41	15	22	37	22	0	-	-	-	-	-	-	-
2025-26	Henderson Silver Knights	AHL	16	7	11	18	4	11	-	-	-	-	-	-	-
Junior Total			111	42	67	109	48	-1	4	1	2	3	0	1	1
NCAA Total			138	48	95	143	70	49	0	0	0	0	0	0	0
Professional Total			196	56	78	134	62	22	6	4	0	4	0	-3	-3
AHL Total			150	53	76	129	54	28	6	4	0	4	0	-3	-3
NHL Total			46	3	2	5	8	-6	0	0	0	0	0	0	0
Henderson Total			57	22	33	55	26	11	0	0	0	0	0	0	0

Career Highlights

- Signed two-year contract with Vegas on 7/1/24
- 2025 AHL All-Star
- Led 2024-25 HSK in scoring
- AHL career-highs in goals, assists, points, and games played in 2023-24
- Ranked second in scoring for Lehigh Valley in 2023-24
- BIG Conference Second All-Star Team in 2020
- BIG Conference Regular Season Champion in 2019
- BIG Conference First All-Star Team in 2018
- Won gold medal with United States at 2017 World Junior Championship

AHL Single-Game Highs

Goals: 3 (Occurred twice)
 Assists: 3 (Occurred twice)
 Points: 4 (3/16/24 @ PRO)
 PIM: 4 (Occurred 3 times)
 Hat Tricks: 2; Most recent (3/16/24 @ PRO)

AHL Longest Streaks

Goals: 3 (Occurred twice)
 Assists: 5 (Occurred 3 times)
 Points: 7 (10/17/25 - 11/2/25)

AHL Firsts

First Game: 2/6/21 @ HER
 First Goal: 3/21/21 vs WBS
 First Assist: 2/24/21 @ BNG





Raphael Lavoie

36

(RA-fy-ehl la-VWAH)

Forward | 6-4 | 217 | Sep. 25, 2000 | Chambly, QC

Drafted: 2019, Edmonton Oilers - 2nd Rd (38th Overall)

Year	Team	LGE	Regular Season							Playoffs						
			GP	G	A	P	PIM	+/-	GP	G	A	P	PIM	+/-		
2016-17	Halifax Mooseheads	QMJHL	32	6	3	9	26	0	6	1	1	2	6	-2		
2017-18	Halifax Mooseheads	QMJHL	68	30	33	63	43	10	9	2	3	5	5	-2		
2018-19	Halifax Mooseheads	QMJHL	62	32	41	73	31	36	23	20	12	32	22	-3		
2019-20	Halifax Mooseheads "A"	QMJHL	30	18	26	44	36	4	-	-	-	-	-	-		
2019-20	Chicoutimi Saguenéens	QMJHL	25	20	18	38	12	3	-	-	-	-	-	-		
2020-21	Vasby IK	Allsvenskan	51	23	22	45	80	-14	3	0	1	1	22	0		
2020-21	Bakersfield Condors	AHL	19	5	5	10	16	1	6	1	3	4	2	4		
2021-22	Bakersfield Condors	AHL	56	13	13	26	14	8	-	-	-	-	-	-		
2022-23	Bakersfield Condors	AHL	61	25	20	45	47	10	2	1	0	1	0	-2		
2023-24	Bakersfield Condors	AHL	66	28	22	50	64	1	2	0	1	1	4	-4		
2023-24	Edmonton Oilers	NHL	7	0	0	0	2	-2	-	-	-	-	-	-		
2024-25	Vegas Golden Knights	NHL	9	0	0	0	2	-4	-	-	-	-	-	-		
2024-25	Henderson Silver Knights	AHL	42	17	10	27	39	-7	-	-	-	-	-	-		
2025-26	Henderson Silver Knights	AHL	14	6	8	14	4	0	-	-	-	-	-	-		
Junior Total			217	106	121	227	148	53	38	23	16	39	33	-7		
Professional Total			325	117	100	217	268	-7	13	2	5	7	28	-2		
AHL Total			258	94	78	172	184	13	10	2	4	6	6	-2		
NHL Total			16	0	0	0	4	-6	0	0	0	0	0	0		
Henderson Total			56	23	18	41	43	-7	0	0	0	0	0	0		

Career Highlights

- Signed one-year contract with Vegas on 7/6/25
- 2024 AHL All-Star
- Won gold medal with Canada at 2020 World Junior Championship
- Winner of 2019 Mike Bossy Trophy as QMJHL Best Professional Prospect
- Led QMJHL in playoff goal-scoring in 2019

AHL Single-Game Highs

Goals: 4 (2/19/23 @ SD)
 Assists: 3 (12/17/21 @ SD)
 Points: 5 (12/17/21 @ SD)
 PIM: 15 (10/28/23 @ TUC)
 Hat Tricks: 2; Most recent (2/28/24 vs TUC)

AHL Longest Streaks

Goals: 4 (Occurred twice)
 Assists: 3 (Occurred 4 times)
 Points: 10 (10/24/25 - 11/16/25)



AHL Firsts

First Game: 3/30/21 @ SJ
 First Goal: 4/9/21 vs HSK
 First Assist: 4/10/21 vs SJ



Tuomas Uronen

37

(too-OH-muhs YOO-roh-neh)

Forward | 6-0 | 198 | Mar. 19, 2005 | Kerava, FIN
Drafted: 2023, Vegas Golden Knights - 6th Rd (192nd Overall)

Year	Team	LGE	Regular Season						Playoffs						
			GP	G	A	P	PIM	+/-	GP	G	A	P	PIM	+/-	
2021-22	HIFK U20	U20 SM	24	6	11	17	43	2	-	-	-	-	-	-	-
2022-23	HIFK U20	U20 SM	39	20	23	43	42	18	3	1	1	2	2	0	
2022-23	HIFK	Liiga	5	0	0	0	0	1	-	-	-	-	-	-	
2023-24	Ottawa 67's	OHL	11	2	4	6	0	4	-	-	-	-	-	-	
2024-25	Kingston Frontenacs	OHL	63	38	52	90	29	28	11	5	8	13	0	6	
2025-26	Henderson Silver Knights	AHL	14	7	2	9	4	1	-	-	-	-	-	-	
Junior Total			137	66	90	156	114	52	14	6	9	15	2	6	
Professional Total			19	7	2	9	4	2	0	0	0	0	0	0	
AHL Total			14	7	2	9	4	1	0	0	0	0	0	0	
Henderson Total			14	7	2	9	4	1	0	0	0	0	0	0	

Career Highlights

- Signed three-year entry-level contract with VGK on 5/20/25
- Tied for team scoring lead with Kingston in 2024-25
- Won silver medal with Finland at World Juniors in 2025
- Won bronze medal with Finland at Hlinka Gretzky Cup in 2024
- U18 World Juniors Bronze Medal with Finland in 2022
- U16 SM-sarja Teppo Numminen Award

AHL Single-Game Highs


Goals: 2 (11/1/25 @ ABB)
 Assists: 1
 Points: 2 (Occurred 3 times)
 PIM: 4 (11/21/25 vs MIL)
 Hat Tricks: None

AHL Longest Streaks

Goals: 3 (10/29/25 - 11/2/25)
 Assists: 1
 Points: 3 (10/29/25 - 11/2/25)

AHL Firsts

First Game: 10/11/25 vs ABB
 First Goal: 10/11/25 vs ABB
 First Assist: 11/2/25 @ ABB





Brandon Hickey

41

(BRAN-duhn HICK-ee)

Defense | 6-2 | 200 | Apr. 13, 1996 | Leduc, AB
Drafted: 2014, Calgary Flames - 3rd Rd (64th Overall)

Year	Team	LGE	Regular Season						Playoffs						
			GP	G	A	P	PIM	+/-	GP	G	A	P	PIM	+/-	
2014-15	Boston University	NCAA	41	6	11	17	18	19	-	-	-	-	-	-	-
2015-16	Boston University	NCAA	36	5	3	8	28	0	-	-	-	-	-	-	-
2016-17	Boston University	NCAA	35	4	11	15	41	7	-	-	-	-	-	-	-
2017-18	Boston University 'C'	NCAA	35	6	8	14	45	-5	-	-	-	-	-	-	-
2018-19	Rochester Americans	AHL	38	1	8	9	18	12	-	-	-	-	-	-	-
2019-20	Rochester Americans	AHL	23	1	1	2	12	-1	-	-	-	-	-	-	-
2020-21	Chicago Wolves	AHL	15	1	1	2	7	7	-	-	-	-	-	-	-
2021-22	Henderson Silver Knights	AHL	13	0	2	2	8	1	-	-	-	-	-	-	-
2021-22	Abbotsford Canucks	AHL	15	1	1	2	2	-4	-	-	-	-	-	-	-
2022-23	Florida Everblades	ECHL	22	3	4	7	8	9	22	0	3	3	30	2	2
2022-23	Henderson Silver Knights	AHL	17	1	1	2	8	3	-	-	-	-	-	-	-
2023-24	Henderson Silver Knights	AHL	35	3	5	8	14	-6	-	-	-	-	-	-	-
2024-25	Henderson Silver Knights	AHL	29	2	2	4	4	-8	-	-	-	-	-	-	-
2025-26	Henderson Silver Knights	AHL	1	0	0	0	0	1	-	-	-	-	-	-	-
College Total			147	21	33	54	132	21	0	0	0	0	0	0	0
Professional Total			208	13	25	38	81	14	22	0	3	3	30	2	2
AHL Total			186	10	21	31	73	5	0	0	0	0	0	0	0
Henderson Total			95	6	10	16	34	-9	0	0	0	0	0	0	0

Career Highlights

- Kelly Cup Champion with ECHL Florida in 2022-23
- Hockey East Champion in 2015 and 2018 with Boston University
- Spengler Cup champion with Team Canada in 2018

AHL Single-Game Highs

Goals: 1
Assists: 1
Points: 2 (Occurred twice)
PIM: 5 (3/14/21 @ IA)
Hat Tricks: None

AHL Longest Streaks

Goals: 2 (3/1/24-3/2/24)
Assists: 3 (3/29/19-4/6/19)
Points: 3 (3/29/19-4/6/19)

AHL Firsts

First Game: 10/5/18 vs CHA
First Goal: 10/20/18 @ BEL
First Assist: 12/8/18 @ SYR





Christoffer Sedoff

44

(KRIHS-tuh-fuhr SEHD-awf)

Defense | 6-2 | 209 | Feb. 20, 2002 | Helsinki, FIN
Drafted: Undrafted

Year	Team	LGE	Regular Season							Playoffs						
			GP	G	A	P	PIM	+/-	GP	G	A	P	PIM	+/-		
2018-19	HIFK U20	U20Liiga	32	0	3	3	18	-6	4	0	0	0	2	-3		
2019-20	Red Deer Rebels	WHL	61	5	14	19	40	-13	-	-	-	-	-	-		
2020-21	HIFK U20	U20Liiga	6	0	2	2	0	2	-	-	-	-	-	-		
2020-21	FPS	Mestis	7	0	1	1	6	-2	-	-	-	-	-	-		
2020-21	SaiPa	Liiga	26	0	2	2	8	-4	-	-	-	-	-	-		
2021-22	Red Deer Rebels "A"	WHL	65	7	54	61	52	16	8	0	2	2	6	-1		
2022-23	Red Deer Rebels "A"	WHL	59	5	46	51	24	14	12	4	3	7	4	6		
2023-24	Henderson Silver Knights	AHL	46	0	10	10	19	-1	-	-	-	-	-	-		
2024-25	Henderson Silver Knights	AHL	61	4	10	14	31	-16	-	-	-	-	-	-		
2025-26	Henderson Silver Knights	AHL	13	0	2	2	8	0	-	-	-	-	-	-		
Junior Total			223	17	119	136	134	13	24	4	5	9	12	2		
Professional Total			153	4	25	29	72	-23	0	0	0	0	0	0		
AHL Total			120	4	22	26	58	-17	0	0	0	0	0	0		
Henderson Total			120	4	22	26	58	-17	0	0	0	0	0	0		

Career Highlights

- Signed entry-level contract with Vegas on 3/2/23
- Led HSK rookies in assists in 2023-24
- WHL (Central) First All-Star Team in 2022 and 2023
- Ranked fifth among WHL defensemen in assists in 2021-22
- U17 World Hockey Championship Silver Medal with Finland

AHL Single-Game Highs

Goals: 1
 Assists: 2 (Occurred 3 times)
 Points: 3 (1/21/25 @ TUC)
 PIM: 7 (1/6/24 @ CGY)
 Hat Tricks: None

AHL Longest Streaks

Goals: 1
 Assists: 2 (1/21/25 - 1/24/25)
 Points: 2 (Occurred 3 times)

AHL Firsts

First Game: 10/13/23 @ IA
 First Goal: 10/12/24 @ TEX
 First Assist: 10/14/23 @ IA





Jonas Rondbjerg

(YOH-nuhs ROHND-b'yuhrg)

46

Forward | 6-2 | 204 | Mar. 31, 1999 | Horsholm, DEN
 Drafted: 2017, Vegas Golden Knights - 3rd Rd (65th Overall)

Year	Team	LGE	Regular Season							Playoffs						
			GP	G	A	P	PIM	+/-	GP	G	A	P	PIM	+/-		
2012-13	Rungsted U20	Den U20	0	0	0	0	0	-	1	0	0	0	0	0		
2013-14	Gladsaxe U20	Den U20	7	3	4	7	2	-	-	-	-	-	-	-		
2014-15	Rungsted	DEN	30	3	1	4	0	-9	7	0	1	1	0	1		
2015-16	Rungsted U20	Den U20	1	0	0	0	0	-	-	-	-	-	-	-		
2015-16	Rungsted Seier Capital	DEN	35	10	4	14	6	3	4	1	1	2	2	-1		
2016-17	Vaxjo Lakers J20	SuperElit	42	9	22	31	4	13	7	2	3	5	0	2		
2016-17	Vaxjo Lakers	SHL	5	0	0	0	0	0	-	-	-	-	-	-		
2017-18	Vaxjo Lakers J20	SuperElit	1	0	0	0	0	0	4	1	4	5	0	-2		
2017-18	Vaxjo Lakers	SHL	35	6	5	11	4	8	-	-	-	-	-	-		
2017-18	IF Troja-Ljungby	Allsvenskan	5	1	0	1	2	-2	3	0	0	0	0	-1		
2018-19	Vaxjo Lakers	SHL	45	2	4	6	6	-9	5	0	0	0	0	0		
2019-20	Chicago Wolves	AHL	1	0	0	0	0	0	-	-	-	-	-	-		
2020-21	Rungsted Seier Capital	DEN	5	0	2	2	0	-	-	-	-	-	-	-		
2020-21	Henderson Silver Knights	AHL	38	6	7	13	6	9	5	2	0	2	0	2		
2021-22	Vegas Golden Knights	NHL	30	2	4	6	4	0	-	-	-	-	-	-		
2012-22	Henderson Silver Knights	AHL	39	14	13	27	4	8	2	0	0	0	2	0		
2022-23	Vegas Golden Knights	NHL	13	0	1	1	4	-5	-	-	-	-	-	-		
2022-23	Henderson Silver Knights	AHL	54	12	16	28	10	1	-	-	-	-	-	-		
2023-24	Vegas Golden Knights	NHL	20	1	2	3	0	2	-	-	-	-	-	-		
2023-24	Henderson Silver Knights	AHL	48	9	16	25	10	-13	-	-	-	-	-	-		
2024-25	Vegas Golden Knights	NHL	12	0	0	0	0	-3	-	-	-	-	-	-		
2024-25	Henderson Silver Knights	AHL	53	1	15	26	18	-6	-	-	-	-	-	-		
2025-26	Henderson Silver Knights	AHL	17	5	6	11	0	7	-	-	-	-	-	-		
Junior Total			51	12	26	38	6	13	12	3	7	10	0	0		
Professional Total			485	72	96	178	74	-9	26	3	2	5	4	1		
AHL Total			250	47	73	130	48	6	7	2	0	2	2	2		
NHL Total			75	3	7	10	8	-6	0	0	0	0	0	0		
Henderson Total			249	47	73	130	48	6	7	2	0	2	2	2		

Career Highlights

- Made NHL debut with VGK on 10/14/21 @ LAK
- Will represent Denmark at 2026 Winter Olympics
- Scored first NHL goal on 11/11/21 vs MIN
- Represented Denmark four times at World Junior Championships (2016-19)
- Named Top 3 Player for Denmark at 2018 and 2019 WJC
- SHL Champion in 2018

AHL Single-Game Highs

Goals: 2 (Occurred 5 times)
 Assists: 2 (Occurred 9 times)
 Points: 3 (3/1/24 vs TUC)
 PIM: 4 (3/29/25 vs MIL)
 Hat Tricks: None

AHL Longest Streaks

Goals: 2 (Occurred 9 times)
 Assists: 3 (12/11/21-12/15/21)
 Points: 4 (Occurred twice)

AHL Firsts

First Game: 10/5/19 vs GR
 First Goal: 2/8/21 vs ONT
 First Assist: 3/27/21 vs COL





Joe Fleming

50

(JOH FLEHM-ihng)

Defense | 6-1 | 222 | Jun. 19, 2003 | Wellesley, MA
Drafted: Undrafted

Year	Team	LGE	Regular Season						Playoffs					
			GP	G	A	P	PIM	+/-	GP	G	A	P	PIM	+/-
2021-22	Cedar Rapids RoughRiders	USHL	60	2	14	16	202	7	2	0	1	1	4	1
2022-23	Sherbrooke Phoenix	QMJHL	63	5	22	27	75	38	14	1	5	6	22	5
2023-24	Savannah Ghost Pirates	ECHL	65	3	18	21	122	-4	-	-	-	-	-	-
2023-24	Henderson Silver Knights	AHL	2	0	0	0	0	-2	-	-	-	-	-	-
2024-25	Tahoe Knight Monsters	ECHL	6	2	0	2	4	-1	8	2	1	3	12	0
2024-25	Henderson Silver Knights	AHL	35	0	3	3	88	2	-	-	-	-	-	-
2025-26	Henderson Silver Knights	AHL	12	1	1	2	13	-6	-	-	-	-	-	-
Junior Total			123	7	36	43	277	45	16	1	6	7	26	6
Professional Total			120	6	22	28	227	-11	8	2	1	3	12	0
AHL Total			49	1	4	5	101	-6	0	0	0	0	0	0
Henderson Total			49	1	4	5	101	-6	0	0	0	0	0	0

Career Highlights

- Signed entry-level contract with Vegas Golden Knights on 9/29/22
- Ranked second on Savannah roster in penalty minutes
- Led USHL in PIM in 2021-22 with Cedar Rapids

AHL Single-Game Highs

Goals: 1
 Assists: 1
 Points: 1
 PIM: 12 (11/22/24 vs ABB)
 Hat Tricks: None

AHL Longest Streaks

Goals: 1
 Assists: 1
 Assists: 2 (Occurred 4 times)

AHL Firsts

First Game: 4/19/24 vs BAK
 First Goal: 11/7/25 @ BAK
 First Assist: 12/7/24 vs TEX





Lukas Cormier

51

(LOO-kuhs KOHR-mee-ay)

Defense | 5-11 | 184 | Mar. 27, 2002 | Ste-Marie-de-Kent, NB
Drafted: 2020, Vegas Golden Knights - 3rd Rd (68th Overall)

Year	Team	LGE	Regular Season						Playoffs					
			GP	G	A	P	PIM	+/-	GP	G	A	P	PIM	+/-
2018-19	Charlottetown Islanders	QMJHL	63	15	21	36	46	24	6	1	4	5	0	1
2019-20	Charlottetown Islanders	QMJHL	44	6	30	36	28	12	-	-	-	-	-	-
2020-21	Charlottetown Islanders	QMJHL	39	16	38	54	36	35	8	2	7	9	6	0
2021-22	Charlottetown Islanders "A"	QMJHL	62	33	48	81	60	40	15	8	13	21	14	13
2022-23	Henderson Silver Knights	AHL	62	10	25	35	44	-12	-	-	-	-	-	-
2023-24	Vegas Golden Knights	NHL	2	0	1	1	0	1	-	-	-	-	-	-
2023-24	Henderson Silver Knights	AHL	58	4	16	20	33	-30	-	-	-	-	-	-
2024-25	Henderson Silver Knights	AHL	19	0	9	9	10	-9	-	-	-	-	-	-
2025-26	Henderson Silver Knights	AHL	17	4	10	14	6	1	-	-	-	-	-	-
<i>Junior Total</i>			208	70	137	207	170	111	29	11	24	35	20	14
<i>Professional Total</i>			158	18	61	79	93	-49	0	0	0	0	0	0
<i>AHL Total</i>			156	18	60	78	93	-50	0	0	0	0	0	0
<i>NHL Total</i>			2	0	1	1	0	1	0	0	0	0	0	0
<i>Henderson Total</i>			156	18	60	78	93	-50	0	0	0	0	0	0

Career Highlights

- Signed entry-level contract with Vegas on 12/31/20
- Made NHL debut and notched first NHL assist on 1/6/24 vs NYI
- Third in goals and fourth in points among AHL rookies in 2022-23
- QMJHL Defenseman of the Year in 2021 and 2022
- QMJHL First All-Star Team in 2021 and 2022
- Won gold medal with Canada at 2022 World Junior Championship
- Won silver medal with Canada at 2019 Hlinka Gretzky Cup
- QMJHL All-Rookie Team in 2019

AHL Single-Game Highs

Goals: 1
Assists: 2 (Occurred 10 times)
Points: 3 (10/25/25 vs SD)
PIM: 5 (1/17/24 @ CV)
Hat Tricks: None

AHL Longest Streaks

Goals: 2 (11/2/25-11/5/25)
Assists: 3 (Occurred 3 times)
Points: 4 (Occurred 3 times)

AHL Firsts

First Game: 10/15/22 vs TUC
First Goal: 11/5/22 vs BAK
First Assist: 10/15/22 vs TUC





Dylan Coghlan

(DIH-luhn KAWG-luhn)

52

Defense | 6-2 | 205 | Feb. 19, 1998 | Duncan, BC

Drafted: Undrafted

		Regular Season							Playoffs					
Year	Team	LGE	GP	G	A	P	PIM	+/-	GP	G	A	P	PIM	+/-
2014-15	Tri-City Americans	WHL	55	2	3	5	16	-9	4	1	2	3	4	-3
2015-16	Tri-City Americans	WHL	70	4	20	24	39	5	-	-	-	-	-	-
2016-17	Tri-City Americans	WHL	71	15	38	53	26	17	4	0	1	1	2	-1
2017-18	Tri-City Americans	WHL	69	17	46	63	65	-5	14	3	11	14	12	12
2018-19	Chicago Wolves	AHL	66	15	25	40	22	4	7	0	2	2	0	-2
2019-20	Chicago Wolves	AHL	60	11	13	24	14	-9	-	-	-	-	-	-
2020-21	Vegas Golden Knights	NHL	29	3	3	6	2	-3	-	-	-	-	-	-
2021-22	Vegas Golden Knights	NHL	59	3	10	13	18	-5	-	-	-	-	-	-
2022-23	Carolina Hurricanes	NHL	17	0	3	3	2	-1	-	-	-	-	-	-
2022-23	Chicago Wolves	AHL	5	2	1	3	4	-2	-	-	-	-	-	-
2023-24	Carolina Hurricanes	NHL	1	0	0	0	0	-2	-	-	-	-	-	-
2023-24	Springfield Thunderbirds	AHL	61	16	25	41	40	-13	-	-	-	-	-	-
2024-25	Winnipeg Jets	NHL	6	0	0	0	4	1	-	-	-	-	-	-
2024-25	Manitoba Moose	AHL	36	12	16	28	22	-19	-	-	-	-	-	-
2025-26	Henderson Silver Knights	AHL	17	4	5	9	10	5	-	-	-	-	-	-
Junior Total			265	38	107	145	146	8	22	4	14	18	18	8
Professional Total			357	66	101	167	138	-44	7	0	2	2	0	-2
AHL Total			245	60	85	145	112	-34	7	0	2	2	0	-2
NHL Total			112	6	16	22	26	-10	0	0	0	0	0	0
Henderson Total			17	4	5	9	10	5	0	0	0	0	0	0

Career Highlights

- Signed to one-year NHL contract with Vegas on 7/1/25
- 2024 AHL All-Star
- Tied for AHL lead among defenseman in goals in 2023-24
- Scored first hat trick by a defenseman in VGK history on 3/10/21
- Member of VGK organization from 2018-22

AHL Single-Game Highs

Goals: 2 (Occurred 7 times)
 Assists: 3 (Occurred twice)
 Points: 3 (Occurred 7 times)
 PIM: 4 (Occurred 7 times)
 Hat Tricks: None

AHL Longest Streaks

Goals: 4 (10/22/23 - 11/4/23)
 Assists: 4 (Occurred twice)
 Points: 8 (1/27/24 - 2/24/24)

AHL Firsts

First Game: 10/5/18 @ COL
 First Goal: 10/14/18 vs MIL
 First Assist: 10/13/18 vs GR





Jackson Hallum

59

(JAK-suh HAL-uhm)

Forward | 6-0 | 190 | Sep. 8, 2002 | Eagan, MN

Drafted: 2020, Vegas Golden Knights - 3rd Rd (91st Overall)

		Regular Season							Playoffs					
Year	Team	LGE	GP	G	A	P	PIM	+/-	GP	G	A	P	PIM	+/-
2020-21	Green Bay Gamblers	USHL	15	6	6	12	2	-3	2	1	0	1	0	0
2021-22	Green Bay Gamblers	USHL	41	21	28	49	70	-3	-	-	-	-	-	-
2021-22	Dubuque Fighting Saints	USHL	21	8	13	21	20	14	2	0	1	1	0	-4
2022-23	University of Michigan	NCAA	39	6	11	17	45	11	-	-	-	-	-	-
2023-24	University of Michigan	NCAA	9	3	5	8	0	6	-	-	-	-	-	-
2024-25	University of Michigan	NCAA	36	8	9	17	18	-3	-	-	-	-	-	-
2025-26	Henderson Silver Knights	AHL	16	2	7	9	6	6	-	-	-	-	-	-
Junior Total			77	35	47	82	92	8	4	1	1	2	0	-4
NCAA Total			84	17	25	42	63	14	0	0	0	0	0	0
Professional Total			16	2	7	9	6	6	0	0	0	0	0	0
AHL Total			16	2	7	9	6	6	0	0	0	0	0	0
Henderson Total			16	2	7	9	6	6	0	0	0	0	0	0

Career Highlights

- Signed entry-level contract with Vegas Golden Knights on 4/2/25
- NCAA B1G Conference champion in 2023
- 2021 Finalist for Minnesota's Mr. Hockey Award

AHL Single-Game Highs

Goals: 1
 Assists: 2 (11/1/25 @ ABB)
 Points: 2 (11/1/25 @ ABB)
 PIM: 2
 Hat Tricks: None

AHL Longest Streaks

Goals: 1
 Assists: 3 (10/25/25 - 11/1/25)
 Points: 6 (10/18/25 - 11/2/25)

AHL Firsts

First Game: 10/10/25 vs ABB
 First Goal: 10/24/25 vs SD
 First Assist: 10/18/25 @ SD





Ben Hemmerling 63

(BEHN HEHM-uhr-lihng)

Forward | 5-11 | 177 | Apr. 21, 2004 | Sherwood Park, AB
 Drafted: 2022, Vegas Golden Knights - 6th Rd (177th Overall)

Year	Team	LGE	Regular Season					Playoffs						
			GP	G	A	P	PIM	+/-	GP	G	A	P	PIM	+/-
2020-21	Everett Silvertips	WHL	22	3	4	7	10	8	-	-	-	-	-	-
2021-22	Everett Silvertips	WHL	57	10	37	47	25	22	6	1	3	4	2	-1
2022-23	Everett Silvertips "A"	WHL	55	21	41	62	46	-4	-	-	-	-	-	-
2023-24	Everett Silvertips "C"	WHL	65	30	61	91	74	25	9	4	4	8	12	-1
2024-25	Henderson Silver Knights	AHL	17	1	1	2	2	-2	-	-	-	-	-	-
2025-26	Henderson Silver Knights	AHL	14	3	3	6	4	10	-	-	-	-	-	-
Junior Total			199	64	143	207	155	51	15	5	7	12	14	-2
Professional Total			31	4	4	8	6	8	0	0	0	0	0	0
AHL Total			31	4	4	8	6	8	0	0	0	0	0	0
Henderson Total			31	4	4	8	6	8	0	0	0	0	0	0

Career Highlights

- Signed entry-level contract with Vegas Golden Knights on 11/26/23
- WHL (US) Second All-Star Team in 2023-24
- Ranked ninth in WHL in assists in 2023-24

AHL Single-Game Highs

- Goals: 1
- Assists: 1
- Points: 2 (Occurred twice)
- PIM: 2
- Hat Tricks: None

AHL Longest Streaks

- Goals: 2 (10/25/25 - 10/29/25)
- Assists: 1
- Points: 2 (10/25/25 - 10/29/25)

AHL Firsts

- First Game: 3/8/25 vs COL
- First Goal: 3/29/25 vs MIL
- First Assist: 3/15/25 @ CV





Viliam Kmec

74

(VIHL-yuhm kuh-MEHTZ)

Defense | 6-2 | 206 | Jun. 2, 2004 | Kosice, SVK

Drafted: Undrafted

Year	Team	LGE	Regular Season						Playoffs					
			GP	G	A	P	PIM	+/-	GP	G	A	P	PIM	+/-
2021-22	Prince George Cougars	WHL	62	2	12	14	27	-19	2	0	0	0	2	-4
2022-23	Prince George Cougars	WHL	60	7	25	32	35	24	10	0	1	1	2	-6
2023-24	Prince George Cougars	WHL	58	9	25	34	34	39	15	3	6	9	8	5
2024-25	Prince George Cougars	WHL	65	18	43	61	66	43	7	1	4	5	4	1
2024-25	Henderson Silver Knights	AHL	3	0	2	2	0	-2	-	-	-	-	-	-
2025-26	Henderson Silver Knights	AHL	11	0	5	5	9	0	-	-	-	-	-	-
Junior Total			245	36	105	141	162	87	34	4	11	15	16	-4
Professional Total			14	0	7	7	9	-2	0	0	0	0	0	0
AHL Total			14	0	7	7	9	-2	0	0	0	0	0	0
Henderson Total			14	0	7	7	9	-2	0	0	0	0	0	0

Career Highlights

- Signed three-year entry-level contract with VGK on 9/23/24
- Ranked 6th among WHL defenseman in scoring in 2024-25
- WHL (BC) Second All-Star Team in 2024
- Represented Slovakia at World Juniors in 2022, 2023, and 2024
- Hlinka Gretzky Cup Silver Medal with Slovakia in 2021-22
- Participated in VGK Development Camp and Rookie Camp prior to 2024-25 season

AHL Single-Game Highs


Goals: ---
 Assists: 2 (4/16/25 @ SD)
 Points: 2 (4/16/25 @ SD)
 PIM: 7 (11/5/25 vs SD)
 Hat Tricks: None

AHL Longest Streaks

Goals: ---
 Assists: 2 (Occurred twice)
 Points: 2 (Occurred twice)

AHL Firsts

First Game: 4/16/25 @ SD
 First Goal: ---
 First Assist: 4/16/25 @ SD





Mitch McLain

75

(MIHTCH muh-KLAYN)

Forward | 6-0 | 205 | Dec. 9, 1993 | Baxter, MN
Drafted: Undrafted

Year	Team	LGE	Regular Season						Playoffs						
			GP	G	A	P	PIM	+/-	GP	G	A	P	PIM	+/-	
2014-15	Bowling Green State	NCAA	38	10	10	20	18	4	-	-	-	-	-	-	-
2015-16	Bowling Green State	NCAA	42	8	8	16	50	4	-	-	-	-	-	-	-
2016-17	Bowling Green State	NCAA	40	17	16	33	87	19	-	-	-	-	-	-	-
2017-18	Bowling Green State "C"	NCAA	41	18	14	32	52	8	-	-	-	-	-	-	-
2017-18	Iowa Wild	AHL	10	1	0	1	8	-3	-	-	-	-	-	-	-
2018-19	Iowa Wild	AHL	58	10	10	20	38	-2	8	0	1	1	2	-3	-
2019-20	Iowa Wild	AHL	28	2	2	4	38	-6	-	-	-	-	-	-	-
2019-20	Allen Americans	ECHL	8	4	2	6	6	-2	-	-	-	-	-	-	-
2020-21	Iowa Wild	AHL	22	5	2	7	34	-3	-	-	-	-	-	-	-
2021-22	Milwaukee Admirals	AHL	76	17	6	23	113	-5	9	0	0	0	16	-4	-
2022-23	Calgary Wranglers	AHL	56	16	12	28	108	10	5	0	0	0	4	-3	-
2023-24	Calgary Wranglers	AHL	63	16	7	23	112	-15	5	1	1	2	4	1	-
2024-25	Henderson Silver Knights	AHL	57	13	16	29	63	3	-	-	-	-	-	-	-
2025-26	Henderson Silver Knights	AHL	16	1	3	4	13	-4	-	-	-	-	-	-	-
NCAA Total			161	53	48	101	207	35	0	0	0	0	0	0	0
Professional Total			394	85	60	145	533	-27	27	1	2	3	26	-9	-
AHL Total			386	81	58	139	527	-25	27	1	2	3	26	-9	-
Henderson Total			73	14	19	33	76	-1	0	1	1	2	0	1	-

Career Highlights

- Signed to two-year AHL contract with Henderson on 7/8/24
- Established career highs in assists and points in 2024-25
- Recorded 100th AHL point on 3/19/24 vs Bakersfield
- Appeared in 300th AHL game on 3/16/24 @ Colorado
- WCHA Second All-Star Team in 2018
- WCHA First All-Star Team in 2017

AHL Single-Game Highs

Goals: 3 (Occurred twice)
 Assists: 2 (Occurred 3 times)
 Points: 3 (Occurred 4 times)
 PIM: 17 (Occurred twice)
 Hat Tricks: 2 (3/24/24 @ SD; 2/7/25 vs CGY)

AHL Longest Streaks

Goals: 2 (Occurred 9 times)
 Assists: 4 (11/10/18 - 11/17/18)
 Points: 5 (11/8/18 - 11/17/18)



AHL Firsts

First Game: 3/17/18 @ GR
 First Goal: 3/19/18 vs RFD
 First Assist: 11/10/18 vs BAK



Kai Uchacz

77

(KIGH YOO-chaz)

Forward | 6-2 | 206 | Jun. 24, 2003 | Calgary, AB

Drafted: Undrafted

Year	Team	LGE	Regular Season						Playoffs					
			GP	G	A	P	PIM	+/-	GP	G	A	P	PIM	+/-
2018-19	Seattle Thunderbirds	WHL	5	1	1	2	0	1	1	0	0	0	0	-1
2019-20	Seattle Thunderbirds	WHL	52	2	6	8	34	-13	-	-	-	-	-	-
2020-21	Spruce Grove Saints	AJHL	3	0	1	1	0	0	-	-	-	-	-	-
2021-22	Red Deer Rebels	WHL	52	14	19	33	39	22	10	2	2	4	6	1
2022-23	Red Deer Rebels	WHL	68	50	35	85	75	21	12	9	5	14	10	7
2023-24	Red Deer Rebels "C"	WHL	68	42	39	81	66	7	9	2	3	5	4	-5
2024-25	Henderson Silver Knights	AHL	68	15	15	30	75	-8	-	-	-	-	-	-
2025-26	Henderson Silver Knights	AHL	16	2	5	7	8	-6	-	-	-	-	-	-
Junior Total			245	109	100	209	214	38	32	13	10	23	20	2
Professional Total			84	17	20	37	83	-14	0	0	0	0	0	0
AHL Total			84	17	20	37	83	-14	0	0	0	0	0	0
Henderson Total			84	17	20	37	83	-14	0	0	0	0	0	0

Career Highlights

- Signed entry-level contract with Vegas on 3/2/25
- Led HSK rookies in goals in 2024-25
- WHL (Central) First All-Star Team in 2023 and 2024
- Fourth all-time in goal scoring for WHL Red Deer
- Teammate of Christoffer Sedoff in Red Deer

AHL Single-Game Highs

Goals: 2 (1/24/25 vs COL)
 Assists: 2 (Occurred 3 times)
 Points: 2 (Occurred 7 times)
 PIM: 26 (4/19/25 vs BAK)
 Hat Tricks: None

AHL Longest Streaks

Goals: 3 (2/26/25 - 3/2/25)
 Assists: 1
 Points: 5 (1/11/25 - 1/24/25)

AHL Firsts

First Game: 10/11/24 @ TEX
 First Goal: 10/25/24 vs SJ
 First Assist: 10/12/24





Lucas Johansen

78

(LOO-kuhs joh-HAHN-suhn)

Defense | 6-2 | 182 | Nov. 16, 1997 | Vancouver, BC
Drafted: 2016, Washington Capitals - 1st Rd (28th Overall)

Year	Team	LGE	Regular Season						Playoffs					
			GP	G	A	P	PIM	+/-	GP	G	A	P	PIM	+/-
2014-15	Kelowna Rockets	WHL	65	1	7	8	16	20	19	1	4	5	6	6
2015-16	Kelowna Rockets	WHL	69	10	39	49	20	11	18	2	6	8	8	0
2016-17	Kelowna Rockets "A"	WHL	68	6	35	41	39	23	17	0	8	8	6	6
2017-18	Hershey Bears	AHL	74	6	21	27	22	-13	-	-	-	-	-	-
2018-19	Hershey Bears	AHL	45	3	11	14	22	-14	9	0	2	2	2	0
2019-20	Hershey Bears	AHL	9	0	2	2	2	3	-	-	-	-	-	-
2020-21	Hershey Bears	AHL	5	0	2	2	2	2	-	-	-	-	-	-
2021-22	Hershey Bears	AHL	62	8	20	28	18	20	3	0	1	1	0	1
2021-22	Washington Capitals	NHL	1	0	1	1	0	1	-	-	-	-	-	-
2022-23	Hershey Bears	AHL	40	1	6	7	10	-5	20	2	4	6	12	6
2022-23	Washington Capitals	NHL	2	0	0	0	0	0	-	-	-	-	-	-
2023-24	Hershey Bears	AHL	22	2	10	12	6	18	9	0	5	5	0	6
2023-24	Washington Capitals	NHL	6	0	1	1	4	1	2	0	0	0	0	0
2024-25	Henderson Silver Knights	AHL	38	0	11	11	28	-1	-	-	-	-	-	-
2025-26	Henderson Silver Knights	AHL	11	2	2	4	2	4	-	-	-	-	-	-
Junior Total			202	17	81	98	75	54	54	3	18	21	20	12
Professional Total			315	22	87	109	116	16	43	2	12	14	14	13
AHL Total			306	22	85	107	112	14	41	2	12	14	14	13
NHL Total			9	0	2	2	4	2	2	0	0	0	0	0
Henderson Total			49	2	13	15	30	3	0	0	0	0	0	0

Career Highlights

- Signed one-year contract with Henderson on 11/5/24
- Back-to-back Calder Cup Champion with Hershey in 2023 and 2024
- Teammate of Mason Morelli with AHL Hershey
- WHL Champion in 2015 with Kelowna
- Brother of NHLer Ryan Johansen

AHL Single-Game Highs

Goals: 1
Assists: 2 (Occurred 12 times)
Points: 2 (Occurred 18 times)
PIM: 10 (1/10/25 @ ABB)
Hat Tricks: None

AHL Longest Streaks

Goals: 2 (Occurred 4 times)
Assists: 3 (Occurred twice)
Points: 4 (1/29/22-2/5/22)

AHL Firsts

First Game: 10/7/17 @ LV
First Goal: 10/29/17 vs HFD
First Assist: 10/14/17 vs BEL





Jeremy Davies

84

(JAIR-eh-mee DAY-veez)

Defense | 5-11 | 190 | Dec. 4, 1996 | Ste-Anne-de-Bellevue, QC

Drafted: 2016, New Jersey Devils - 7th Rd (192nd Overall)

		<i>Regular Season</i>							<i>Playoffs</i>					
Year	Team	LGE	GP	G	A	P	PIM	+/-	GP	G	A	P	PIM	+/-
2014-15	Waterloo Black Hawks	USHL	11	1	3	4	6	-6	-	-	-	-	-	-
2014-15	Bloomington Thunder	USHL	43	3	17	20	70	10	-	-	-	-	-	-
2015-16	Bloomington Thunder	USHL	60	13	36	49	48	-8	8	0	6	6	6	-4
2016-17	Northeastern University	NCAA	38	8	15	23	38	-5	-	-	-	-	-	-
2017-18	Northeastern University	NCAA	36	6	29	35	39	18	-	-	-	-	-	-
2018-19	Northeastern University	NCAA	37	8	28	36	41	8	-	-	-	-	-	-
2019-20	Milwaukee Admirals	AHL	62	4	24	28	46	26	-	-	-	-	-	-
2020-21	Chicago Wolves	AHL	9	0	9	9	6	10	-	-	-	-	-	-
2020-21	Nashville Predators	NHL	16	0	1	1	8	3	-	-	-	-	-	-
2021-22	Nashville Predators	NHL	6	0	2	2	2	-5	-	-	-	-	-	-
2021-22	Milwaukee Admirals	AHL	54	6	25	31	47	13	9	0	6	6	16	-10
2022-23	Rochester Americans	AHL	66	11	12	23	90	4	14	1	5	6	14	9
2022-23	Buffalo Sabres	NHL	1	0	0	0	2	0	-	-	-	-	-	-
2023-24	Rochester Americans	AHL	66	12	23	35	79	-5	5	1	1	2	6	2
2024-25	Belleville Senators "A"	AHL	72	11	37	48	44	9	-	-	-	-	-	-
2025-26	Henderson Silver Knights	AHL	17	3	7	10	10	1	-	-	-	-	-	-
Junior Total			114	17	56	73	124	-4	8	0	6	6	6	-4
NCAA Total			111	22	72	94	118	21	0	0	0	0	0	0
Professional Total			369	47	140	187	334	56	28	2	12	14	36	1
AHL Total			346	47	137	184	322	58	28	2	11	12	30	-1
NHL Total			23	0	3	3	12	-2	0	0	0	0	0	0
Henderson Total			17	3	7	10	10	1	0	0	0	0	0	0

Career Highlights

- Signed two-year contract with Henderson on 7/2/25
- 2024-25 AHL All-Star
- Career-highs in games, assists, and points in 2024-25
- Hockey East Champion and First All-Star Team in 2018 and 2019
- Won Spengler Cup with Canada in 2018
- USHL First All-Star Team in 2015-16

AHL Single-Game Highs

Goals: 2 (Occurred 4 times)
 Assists: 4 (Occurred twice)
 Points: 4 (Occurred twice)
 PIM: 19 (12/16/23 @ WBS)
 Hat Tricks: None

AHL Longest Streaks

Goals: 2 (Occurred 6 times)
 Assists: 6 (2/6/21 - 2/21/21)
 Points: 6 (2/6/21 - 2/21/21)



AHL Firsts

First Game: 10/6/19 @ IA
 First Goal: 10/20/19 @ CHI
 First Assist: 10/11/19 @ GR



Jaycob Megna

(JAY-kuhb MEHG-na)

88

Defense | 6-6 | 214 | Dec. 10, 1992 | Plantation, FL
 Drafted: 2012, Anaheim Ducks - 7th Rd (210th Overall)

Year	Team	LGE	Regular Season					Playoffs						
			GP	G	A	P	PIM	+/-	GP	G	A	P	PIM	+/-
2010-11	Muskegon Lumberjacks	USHL	55	1	17	18	24	-11	6	0	3	3	0	-3
2011-12	U. of Nebraska-Omaha	NCAA	35	2	3	5	8	-1	-	-	-	-	-	-
2012-13	U. of Nebraska-Omaha	NCAA	38	2	5	7	14	21	-	-	-	-	-	-
2013-14	U. of Nebraska-Omaha	NCAA	32	0	10	10	18	-8	-	-	-	-	-	-
2013-14	Norfolk Admirals	AHL	2	0	0	0	2	0	-	-	-	-	-	-
2014-15	Norfolk Admirals	AHL	32	1	4	5	4	-1	-	-	-	-	-	-
2015-16	San Diego Gulls	AHL	67	0	12	12	14	23	9	1	0	1	0	2
2016-17	San Diego Gulls "A"	AHL	62	5	22	27	37	33	10	0	4	4	8	1
2016-17	Anaheim Ducks	NHL	1	0	0	0	0	1	-	-	-	-	-	-
2017-18	San Diego Gulls	AHL	49	2	10	12	25	-2	-	-	-	-	-	-
2017-18	Anaheim Ducks	NHL	14	0	1	1	2	-4	-	-	-	-	-	-
2018-19	San Diego Gulls "C"	AHL	38	2	11	13	20	8	16	0	2	2	10	11
2018-19	Anaheim Ducks	NHL	28	1	3	4	12	-1	-	-	-	-	-	-
2019-20	Chicago Wolves "A"	AHL	60	3	7	10	40	12	-	-	-	-	-	-
2020-21	San Jose Barracuda "C"	AHL	36	2	6	8	22	8	4	0	0	0	2	1
2021-22	San Jose Barracuda "C"	AHL	22	2	8	10	10	0	-	-	-	-	-	-
2021-22	San Jose Sharks	NHL	44	2	6	8	16	-1	-	-	-	-	-	-
2022-23	San Jose Sharks	NHL	48	1	11	12	21	6	-	-	-	-	-	-
2022-23	Seattle Kraken	NHL	6	0	0	0	0	-3	-	-	-	-	-	-
2023-24	Coachella Valley Firebirds	AHL	2	1	0	1	0	3	-	-	-	-	-	-
2023-24	Chicago Blackhawks	NHL	44	0	2	2	22	-15	-	-	-	-	-	-
2024-25	Florida Panthers	NHL	8	0	0	0	2	-2	-	-	-	-	-	-
2024-25	Charlotte Checkers	AHL	64	2	14	16	23	26	-	-	-	-	-	-
2025-26	Henderson Silver Knights	AHL	15	2	3	5	12	6	-	-	-	-	-	-
Junior Total			55	1	17	18	24	-11	6	0	3	3	0	-3
NCAA Total			105	4	18	22	40	12	0	0	0	0	0	0
Professional Total			642	26	120	146	284	97	39	1	6	7	20	15
AHL Total			449	22	97	119	209	116	39	1	6	7	20	15
NHL Total			193	4	23	27	75	-19	0	0	0	0	0	0
Henderson Total			15	2	3	5	12	6	0	0	0	0	0	0

Career Highlights

- Signed two-year contract with Vegas on 7/1/25
- Member of 2025 Stanley Cup Champion Florida Panthers
- Represented United States at World Championships in 2022
- Led AHL in plus/minus in 2016-17
- Member of VGK organization with AHL Chicago in 2019-20
- Brother of AHL Colorado forward Jayson Megna

AHL Single-Game Highs

Goals: 1
 Assists: 3 (1/17/18 @ TUC)
 Points: 3 (Occurred twice)
 PIM: 17 (3/22/17 vs SJ)
 Hat Tricks: None

AHL Longest Streaks

Goals: 2 (11/16/25 - 11/21/25)
 Assists: 4 (2/18/17 - 2/28/17)
 Points: 4 (2/18/17 - 2/28/17)

AHL Firsts

First Game: 4/13/14 @ POR
 First Goal: 3/21/15 @ ALB
 First Assist: 2/28/15 vs PRO





Riley McKay

(RIGH-lee muh-KAY)

89

Forward | 6-0 | 203 | Mar. 7, 1999 | Swan River, MB
 Drafted: Undrafted

Regular Season									Playoffs					
Year	Team	LGE	GP	G	A	P	PIM	+/-	GP	G	A	P	PIM	+/-
2016-17	Spokane Chiefs	WHL	51	3	6	9	123	-8	-	-	-	-	-	-
2017-18	Spokane Chiefs	WHL	62	4	9	13	152	2	7	0	0	0	15	-1
2018-19	Saskatoon Blades	WHL	68	12	15	27	149	16	10	1	1	2	33	-3
2019-20	Saskatoon Blades "A"	WHL	62	19	19	38	93	0	-	-	-	-	-	-
2020-21	Rockford IceHogs	AHL	12	0	1	1	25	-4	-	-	-	-	-	-
2020-21	Indy Fuel	ECHL	5	0	0	0	9	-4	-	-	-	-	-	-
2021-22	Rockford IceHogs	AHL	4	0	0	0	9	-3	-	-	-	-	-	-
2021-22	Indy Fuel	ECHL	51	14	13	27	192	9	-	-	-	-	-	-
2022-23	Indy Fuel	ECHL	2	0	0	0	13	0	-	-	-	-	-	-
2022-23	Trois-Rivieres Lions	ECHL	25	8	2	10	148	0	-	-	-	-	-	-
2022-23	Laval Rocket	AHL	23	2	5	7	118	-6	-	-	-	-	-	-
2023-24	Laval Rocket	AHL	46	4	6	10	148	0	-	-	-	-	-	-
2024-25	Henderson Silver Knights	AHL	45	4	6	10	147	-1	-	-	-	-	-	-
2025-26	Henderson Silver Knights	AHL	5	0	0	0	4	0	-	-	-	-	-	-
Junior Total			243	38	49	87	517	10	17	1	1	2	48	-4
Professional Total			218	32	33	65	813	-9	0	0	0	0	0	0
AHL Total			135	10	18	28	451	-14	0	0	0	0	0	0
Henderson Total			50	4	6	10	151	-1	0	0	0	0	0	0

Career Highlights

- Signed AHL contract with Silver Knights on 6/4/25
- Set Silver Knights single-season record for PIM in 2024-25
- Tied for fourth in AHL in penalty minutes in 2023-24; ranked 6th in 2024-25
- Ranked third in ECHL in penalty minutes in 2021-22
- WHL's most penalized player in 2017-18 and 2018-19

AHL Single-Game Highs

- Goals: 1
- Assists: 2 (Occurred twice)
- Points: 3 (Occurred twice)
- PIM: 32 (Occurred twice)
- Hat Tricks: None

AHL Longest Streaks

- Goals: 2 (12/6/23 - 12/8/23)
- Assists: 1
- Points: 3 (12/6/23 - 12/9/23)

AHL Firsts

- First Game: 2/9/21 @ CHI
- First Goal: 1/28/23 @ CLE
- First Assist: 3/11/21 vs GR





Jesper Vikman

32

(YEHS-puhr VIKÉ-muhn)

Goaltender | 6-4 | 211 | Mar. 11, 2002 | Stockholm, SWE

Drafted: 2020, Vegas Golden Knights - 5th Rd (125th Overall)

Year	Team	LGE	Regular Season										Playoffs					
			GP	W	L	OT	MIN	GA	GAA	SVS	S%	SO	GP	W	L	OT	GAA	S%
2018-19	AIK J20	J20 SuperElit	3	0	1	0	109	10	5.50	54	0.844	0	-	-	-	-	-	-
2019-20	AIK J20	J20 SuperElit	24	10	13	0	1430	73	3.06	675	0.902	0	-	-	-	-	-	
2019-20	AIK	Allsvenskan	3	1	2	0	179	10	3.35	91	0.901	0	-	-	-	-	-	
2020-21	AIK J20	J20 SuperElit	9	5	4	0	527	36	4.10	205	0.851	0	-	-	-	-	-	
2020-21	AIK	Allsvenskan	5	2	1	0	246	14	3.42	108	0.885	0	-	-	-	-	-	
2021-22	Vancouver Giants	WHL	35	17	15	2	1968	100	3.05	929	0.903	3	11	6	5	0	3.51	0.901
2022-23	Vancouver Giants	WHL	45	19	21	3	2572	141	3.29	1311	0.903	1	3	0	2	1	5.84	0.881
2022-23	Henderson Silver Knights	AHL	1	0	1	0	59	3	3.05	25	0.893	0	-	-	-	-	-	
2023-24	Savannah Ghost Pirates	ECHL	15	7	8	0	898	45	3.01	400	0.899	1	-	-	-	-	-	
2023-24	Henderson Silver Knights	AHL	19	6	9	2	1035	60	3.48	489	0.891	1	-	-	-	-	-	
2024-25	Tahoe Knight Monsters	ECHL	42	24	15	3	2503	133	3.19	1153	0.897	1	8	4	4	0	2.87	0.914
2024-25	Henderson Silver Knights	AHL	3	2	1	0	179	12	4.02	91	0.883	1	-	-	-	-	-	
2025-26	Henderson Silver Knights	AHL	7	4	3	0	417	21	3.02	162	0.885	0	-	-	-	-	-	
Junior Total			116	51	54	5	6606	360	3.27	3174	0.898	4	14	6	7	1	3.97	0.896
Professional Total			95	46	40	5	5516	298	3.24	2519	0.894	4	8	4	4	0	2.87	0.914
AHL Total			30	12	14	2	1690	96	3.41	767	0.889	2	0	0	0	0	0.00	0.000
Henderson Total			30	12	14	2	1690	96	3.41	767	0.889	2	0	0	0	0	0.00	0.000

Career Highlights

- Signed entry-level NHL contract with VGK on 4/10/23
- Tied for 2nd in ECHL in wins in 2024-25
- 2023 WHL BC Division First All-Star Team

AHL Single-Game Highs

Saves: 39 (1/17/24 @ CV)
 Shots Faced: 43 (1/17/24 @ CV)
 Goals Allowed: 7 (11/22/24 vs ABB)

AHL Longest Streaks

Games: 3 (Occurred twice)
 Wins: 3 (10/21/23 - 10/29/23)
 Shutout (min): 88:51

AHL Firsts

First Game: 4/12/23 @ BAK
 First Win: 10/21/23 vs SJ
 First Shutout: 1/6/24 @ CGY





Jordan Papirny

(JOHR-duhn pah-PUHR-nee)

34

Goaltender | 6-1 | 173 | Apr. 10, 1996 | Edmonton, AB

Drafted: Undrafted

Regular Season													Playoffs					
Year	Team	LGE	GP	W	L	OT	MIN	GA	GAA	SVS	S%	SO	GP	W	L	OT	GAA	S%
2012-13	Brandon Wheat Kings	WHL	3	1	1	0	127	6	2.84	50	0.893	0	-	-	-	-	-	-
2013-14	Brandon Wheat Kings	WHL	46	22	15	7	2636	144	3.28	1293	0.900	1	9	5	4	0	3.45	0.914
2014-15	Brandon Wheat Kings	WHL	59	44	9	6	3566	163	2.74	1653	0.910	5	19	12	6	1	2.55	0.921
2015-16	Brandon Wheat Kings	WHL	54	31	17	6	3102	135	2.61	1361	0.910	6	21	16	5	0	2.93	0.897
2016-17	Brandon Wheat Kings	WHL	26	13	11	1	1536	83	3.24	804	0.906	0	-	-	-	-	-	-
2016-17	Swift Current Broncos	WHL	17	8	7	2	971	51	3.15	510	0.909	0	14	7	7	0	2.48	0.935
2017-18	University of Calgary	USports	14	8	2	0	823	29	2.11	357	0.925	2	-	-	-	-	-	-
2018-19	University of Calgary	USports	14	8	3	2	834	34	2.45	278	0.891	1	-	-	-	-	-	-
2019-20	Northern Alberta Inst. Tech	ACAC	17	14	3	0	1022	31	1.82	431	0.933	3	-	-	-	-	-	-
2020-21	Florida Everblades	ECHL	1	1	0	0	60	2	2.00	38	0.950	0	-	-	-	-	-	-
2021-22	Northern Alberta Inst. Tech	ACAC	11	11	0	0	661	18	1.63	328	0.939	1	6	5	1	0	1.97	0.929
2021-22	Fort Wayne Komets	ECHL	2	1	0	0	95	5	3.14	40	0.889	0	-	-	-	-	-	-
2022-23	Savannah Ghost Pirates	ECHL	23	8	8	4	1149	74	3.87	657	0.899	0	-	-	-	-	-	-
2022-23	Henderson Silver Knights	AHL	3	1	1	0	142	5	2.11	84	0.944	0	-	-	-	-	-	-
2023-24	Savannah Ghost Pirates	ECHL	19	8	7	4	1090	63	3.47	467	0.881	0	-	-	-	-	-	-
2023-24	Henderson Silver Knights	AHL	9	3	4	1	509	29	3.42	217	0.882	0	-	-	-	-	-	-
2024-25	Tahoe Knight Monsters	ECHL	28	16	8	3	1658	69	2.50	798	0.920	4	-	-	-	-	-	-
2024-25	Henderson Silver Knights	AHL	2	0	2	0	120	12	6.00	68	0.850	0	-	-	-	-	-	-
2025-26	Tahoe Knight Monsters	ECHL	7	5	2	0	425	25	3.53	242	0.920	0	-	-	-	-	-	-
2025-26	Henderson Silver Knights	AHL	0	0	0	0	0	0	0.00	0	0.000	0	-	-	-	-	-	-
Junior Total			205	119	60	22	11938	582	2.93	5671	0.907	12	28	17	10	1	6	1.835
University Total			56	41	8	2	3340	112	2.01	1394	0.926	7	6	5	1	0	1.97	0.929
Professional Total			94	43	32	12	5248	284	3.25	2611	0.902	4	0	0	0	0	0	0
AHL Total			14	4	7	1	771	46	3.58	369	0.889	0	0	0	0	0	0	0.000
Henderson Total			14	4	7	1	771	46	3.58	369	0.889	0	0	0	0	0	0	0.000

Career Highlights

- 2022 ACAC Player of the Year and First Team All-Conference
- 2022 ACAC Champion
- 2020 ACAC First Team All Conference
- 2018 USports All-Rookie Team
- 2016 WHL Champion

AHL Single-Game Highs

Saves: 42 (Occurred twice)
 Shots Faced: 50 (11/2/24 @ ONT)
 Goals Allowed: 8 (11/2/24 @ ONT)


AHL Longest Streaks

Games: 2 (4/5/23 - 4/5/23)
 Wins: 1
 Shutouts: 44:41 (4/7/23)



AHL Firsts

First Game: 3/17/23 @ BAK
 First Win: 4/5/23 vs TUC
 First Shutout: ---



Carter Hart

79

(KAHR-tuhr HAHRT)

Goaltender | 6-2 | 196 | Aug. 13, 1998 | Sherwood Park, AB

Drafted: 2016, Philadelphia Flyers - 2nd Rd (48th Overall)

Regular Season													Playoffs					
Year	Team	LGE	GP	W	L	OT	MIN	GA	GAA	SVS	S%	SO	GP	W	L	OT	GAA	S%
2013-14	Everett Silvertips	WHL	2	0	1	1	103	6	3.49	50	0.893	0	-	-	-	-	-	-
2014-15	Everett Silvertips	WHL	30	18	5	5	1648	63	2.29	682	0.915	4	11	5	3	3	2.28	0.929
2015-16	Everett Silvertips	WHL	63	35	23	4	3693	132	2.14	1497	0.918	6	6	2	4	0	2.39	0.929
2016-17	Everett Silvertips	WHL	54	32	11	8	3078	102	1.99	1298	0.927	9	10	4	5	1	2.43	0.908
2017-18	Everett Silvertips	WHL	41	31	6	4	2437	65	1.60	1168	0.947	7	22	14	5	3	2.40	0.921
2018-19	Philadelphia Flyers	NHL	31	16	13	1	1717	81	2.83	895	0.917	0	-	-	-	-	-	-
2018-19	Lehigh Valley Phantoms	AHL	18	9	6	3	1004	51	3.05	469	0.902	1	-	-	-	-	-	-
2019-20	Philadelphia Flyers	NHL	43	24	13	3	2356	95	2.42	1005	0.914	1	14	9	5	0	2.23	0.926
2020-21	Philadelphia Flyers	NHL	27	9	11	5	1456	89	3.67	632	0.877	1	-	-	-	-	-	-
2021-22	Philadelphia Flyers	NHL	45	13	24	7	2603	137	3.16	1304	0.905	1	-	-	-	-	-	-
2022-23	Philadelphia Flyers	NHL	55	22	23	10	3164	155	2.94	1510	0.907	2	-	-	-	-	-	-
2023-24	Philadelphia Flyers	NHL	26	12	9	3	1455	68	2.80	659	0.906	1	-	-	-	-	-	-
2025-26	Henderson Silver Knights	AHL	3	1	2	0	176	9	3.07	47	0.839	0	-	-	-	-	-	-
Junior Total			190	116	46	22	10959	368	2.01	4695	0.927	26	49	25	17	7	2.38	0.921
Professional Total			248	106	101	32	13931	685	2.95	6521	0.905	7	14	9	5	0	2.23	0.926
AHL Total			21	10	8	3	1180	60	3.05	516	0.896	1	0	0	0	0	0.00	0.000
NHL Total			227	96	93	29	12751	625	2.94	6005	0.906	6	14	9	5	0	2.23	0.926
Henderson Total			3	1	2	0	176	9	0.00	47	0.000	0	0	0	0	0	0.00	0.000

Career Highlights

- Signed two-year contract with VGK on 10/26/25
- Won Silver Medal at 2019 World Championship with Canada
- CHL Goaltender of the Year in 2016 and 2018
- WHL Goaltender of the Year in 2016, 2017, and 2018
- 2018 WHL Player of the Year
- Won Gold Medal with Canada at 2018 World Juniors, Silver Medal in 2017

AHL Single-Game Highs

Saves: 35 (11/14/18 vs CHA)
 Shots Faced: 38 (11/24/18 vs PRO)
 Goals Allowed: 6 (11/24/18 vs PRO)

AHL Longest Streaks

Games: 6 (11/14/18 - 11/30/18)
 Wins: 4 (11/30/18 - 12/14/18)
 Shutout (min): 105:21 (12/2/18 - 12/14/18)

AHL Firsts

First Game: 10/6/18 vs BRI
 First Win: 10/6/18 vs BRI
 First Shutout: 12/7/18 vs HER



Ryan Craig

(RIGH-uhn KRAIG)

HC

Head Coach | Jan 6, 1982 | Abbotsford, BC
3rd Season with Henderson Silver Knights

Coaching Highlights

- Hired as second head coach in Silver Knights history on 6/26/23
- Served as Assistant Coach with Vegas Golden Knights from 2017-23
- Stanley Cup champion with Vegas in 2022-23

Year	Team	LGE	Regular Season						Playoffs			Result
			GP	W	L	OTL	SOL	PTS	GP	W	L	
2023-24	Henderson Silver Knights	AHL	72	28	36	3	5	64	-	-	-	Did Not Qualify
2024-25	Henderson Silver Knights	AHL	72	29	38	3	2	63	-	-	-	Did Not Qualify
AHL Total			72	57	74	6	7	127	0	0	0	

Player Highlights

- 8th Round draft pick (255th overall) of the Tampa Bay lightning in 2002
- Played in 198 NHL games for Tampa Bay (2005-10), Pittsburgh (2010-11), and Columbus Blue Jackets (2013-15)
- Played in 711 AHL games for Hershey (2003-04), Springfield (2004-06, 2012-15), Norfolk (2007-08), Wilkes-Barre/Scranton (2010-12), and Cleveland (2015-16)
- 2016 Calder Cup Champion with AHL Cleveland
- 2017 AHL All-Star
- Nine-time AHL captain
- CHL and WHL Humanitarian of the Year Awards in 2003 with WHL Brandon
- 2002-03 WHL (East) First Team All-Star





Jamie Heward

(JAY-mee HYEWuhrd)

AC

Assistant Coach | Mar. 30, 1971 | Regina, SK
6th Season with Henderson Silver Knights

Coaching Highlights

- Has been a member of HSK coaching staff for all five seasons of franchise's existence
- Associate Coach of WHL Vancouver Giants (2018-20)
- Assistant Coach and Director of Player Development for WHL Swift Current Broncos (2012-18)
- 2018 WHL Championship with Swift Current
- Assistant Coach for Canada at World U-17 Hockey Challenge

Player Highlights

- 1st Round draft pick (16th overall) of the Pittsburgh Penguins in 1989
- Played 394 NHL games with Toronto, Nashville, NY Islanders, Columbus, Washington, Los Angeles, and Tampa Bay
- Played in 206 AHL games with St. John's, Philadelphia, Syracuse, and Norfolk; 185 IHL games with Muskegon and Cleveland
- World Championship Gold Medals (2003, 2004), Silver Medal (2005), and Bronze Medal (1995) for Canada
- Calder Cup Champion with Philadelphia Phantoms in 1998
- Named AHL's Best Defenseman in 1998
- AHL First All-Star Team in 1996 and 1998
- Led all AHL defensemen in goals in 1995-96 and points in 1997-98
- WHL (East) First All-Star Team in 1990-91 with Regina Pats





Brent Kisio

(BREHNT KIH-see-oh)

AC

Assistant Coach | Dec. 15, 1982 | Calgary, AB
3rd Season with Henderson Silver Knights

Coaching Highlights

- Hired as assistant coach on 8/10/2023
- Head Coach of WHL Lethbridge Hurricanes for eight seasons (2015-23)
- Hired as assistant coach on 8/10/2023
- Led WHL Lethbridge to two Conference Final appearances and a division title
- All-time leader in coaching wins for WHL Lethbridge
- Served eight seasons as assistant coach with WHL Calgary (2007-15)
- Won Ed Chynoweth Cup and went to Memorial Cup in 2010 with Calgary
- Served as assistant coach for Canada at World Junior Championship in 2019 and 2023, winning gold medal in 2023

Player Highlights

- Played in 99 NCAA games with Nebraska-Omaha from 2003-07
- Recorded 11 goals and 28 points at Nebraska-Omaha
- Son of former NHLer Kelly Kisio





Fred Brathwaite

Goaltending Coach | Ottawa, ON
6th Season with Henderson Silver Knights

Coaching Highlights

- Goaltending Coach for NY Islanders (2017-18)
- Goaltending Coach for Team Canada at U-18 World Juniors (2013-17) and U-20 World Juniors (2013-14)
- Goaltending Coach for Adler Mannheim of DEL (2013-14)

Player Highlights

- Played 254 NHL games with Edmonton, Calgary, St. Louis, and Columbus
- Played 91 AHL games with Cape Breton, St. Johns, Syracuse, and Chicago. Played 109 IHL games with Manitoba
- DEL Player of the Year in 2008-09 with Adler Mannheim
- RSL Champion and Best Goaltender Award with Ak Bars Kazan in 2005-06



Sumit Singh

Video Coach | New York, NY
3rd Season with Henderson Silver Knights

Coaching Highlights

- Video Coach with ECHL Savannah in 2022-23
- Former Director of Hockey Operations and Video Coordinator at Union College



Joey
Amundson

Strength & Conditioning | Janesville, WI
3rd Season with Henderson Silver Knights



Todd
Richardson

Head Athletic Trainer | Melville, SK
6th Season with Henderson Silver Knights



Hayato
Ikeda

Assistant Athletic Trainer | Madison, WI
6th Season with Henderson Silver Knights



Jorge
Lopez

Equipment Manager | Laredo, TX
5th Season with Henderson Silver Knights



Jaron
Hamilton

Assistant Equipment Manager | Miami, FL
3rd Season with Henderson Silver Knights



Jared
Crooks

Team Services Manager | Vermillion, AB
2nd Season with Henderson Silver Knights

Leaders (Overall)

Top 20 Scorers

Rank	Player	Team	GP	G	A	PTS
1	John Leonard	GR	14	14	9	23
2	Jakob Pelletier	SYR	17	8	14	22
3	Brett Seney	RFD	21	5	17	22
4	Martin Frk	CGY	20	10	11	21
5	Laurent Dauphin	LAV	18	9	12	21
6	Jagger Firkus	CV	17	9	11	20
7	Patrick Brown	PRO	17	8	12	20
8	* Matvei Gridin	CGY	18	8	12	20
9	Arthur Kaliyev	BEL	18	11	8	19
10	* Nick Lardis	RFD	19	9	10	19
11	Rory Kerins	CGY	17	7	12	19
12	Phillippe Daoust	BEL	20	4	15	19
13	Zac Jones	ROC	17	1	18	19
14	T.J. Tynan	COL	19	0	19	19
15	Tanner Laczynski	HSK	16	7	11	18
16	Several Players Tied					17

Goals

Rank	Player	Team	GP	G
1	John Leonard	GR	14	14
2	Arthur Kaliyev	BEL	18	11
3	Several Players Tied			10

Assists

Rank	Player	Team	GP	A
1	T.J. Tynan	COL	19	19
2	Zac Jones	ROC	17	18
3	Brett Seney	RFD	21	17
4	Stephen Halliday	BEL	15	15
5	Phillippe Daoust	BEL	20	15

Penalty Minutes

Rank	Player	Team	GP	PIM
1	Mark Liwski	IA	16	111
2	* Connor Mylymok	RFD	17	81
3	Alex Gallant	CGY	12	75
4	Hunter Drew	BRI	17	61
5	* Connor Clattenburg	BAK	15	59

Major Penalties

Rank	Player	Team	GP	MajPen
1	Kyle Marino	MIL	16	6
2	Several Players Tied			5

Minor Penalties

Rank	Player	Team	GP	MinPen
1	Joseph LaBate	ABB	18	15
2	Jagger Joshua	ROC	21	14
3	Lucas Condotta	LAV	18	12
4	Brett Berard	HFD	17	12
5	Hunter McDonald	LV	18	11

Power Play Goals

Rank	Player	Team	GP	PPG
1	Arthur Kaliyev	BEL	18	6
2	Dylan Duke	SYR	19	5
3	Jake Leschyshyn	ROC	20	5
4	Several Players Tied			4

Short Handed Goals

Rank	Player	Team	GP	SHG
1	Tye Felhaber	COL	19	3
2	* Dans Locmelis	PRO	17	2
3	Phillip Di Giuseppe	MB	19	2
4	Clark Bishop	CGY	20	2
5	Xavier Bourgault	BEL	20	2

Shots

Rank	Player	Team	GP	Shots
1	Arthur Kaliyev	BEL	18	69
2	Konsta Helenius	ROC	21	65
3	Sasha Pastujov	SD	18	64
4	Phillip Di Giuseppe	MB	19	64
5	* Alex Bump	LV	19	63

Shooting Percentage

Rank	Player	Team	GP	Goals	Shots	PCT
1	Braeden Bowman	HSK	12	7	16	43.8
2	Ville Koivunen	WBS	6	4	10	40.0
3	Carter Mazur	GR	5	4	10	40.0
4	Rutger McGroarty	WBS	4	4	10	40.0
5	Several Players Tied					33.3

Game Winning Goals

Rank	Player	Team	GP	GWG
1	John Leonard	GR	14	4
2	Daniel Carr	MIL	16	4
3	Justin Bailey	SD	18	4
4	Tye Felhaber	COL	19	4
5	Several Players Tied			3

Plus/Minus

Rank	Player	Team	GP	+/-
1	Laurent Dauphin	LAV	18	17
2	William Lagesson	GR	13	14
3	* Kenny Connors	ONT	18	13
4	Justin Holl	GR	14	12
5	Tobie Bisson	LAV	17	12

Shootout Goals

Rank	Player	Team	SOG	SOA
1	Stephen Halliday	BEL	2	2
2	Matthew Highmore	BRI	2	2
3	Ivan Ivan	COL	2	2
4	Chris Terry	BRI	2	2
5	Several Players Tied			1

Shootout Percentage

Rank	Player	Team	SOG	SOA	SO%
1	Several Players Tied				100.0

Leading Goalies

Top 15 Goalies (by GAA)

Rank	Player	Team	GP	Mins	W	L	OTL	SO	EN	GA	GAA	SOW	SOL	SOGA	SOA	SO%	SA	SVS	SV%
1	Sergei Murashov	WBS	8	475:33	6	2	0	1	1	13	1.64	0	0	0	0	0.000	205	192	0.937
2	* Simon Zajicek	PRO	7	424:05	6	1	0	0	1	12	1.70	0	0	0	0	0.000	208	196	0.942
3	Sebastian Cossa	GR	8	478:34	7	1	0	1	0	14	1.76	0	0	0	0	0.000	214	200	0.935
4	Michael DiPietro	PRO	10	600:22	8	2	0	0	1	18	1.80	0	0	0	0	0.000	308	290	0.942
5	* Isak Posch	COL	11	659:53	8	2	1	2	2	21	1.91	1	1	3	6	0.500	265	244	0.921
6	* Jacob Fowler	LAV	11	656:34	7	4	0	3	1	23	2.10	0	0	0	0	0.000	281	258	0.918
7	Thomas Milic	MB	9	533:35	5	2	2	1	2	19	2.14	0	0	0	0	0.000	242	223	0.921
8	Matthew Murray	MIL	11	668:07	8	1	2	1	1	24	2.16	0	0	0	0	0.000	345	321	0.930
9	Erik Portillo	ONT	9	477:41	5	1	1	0	0	18	2.26	0	0	0	0	0.000	211	193	0.915
10	Kaapo Kähkönen	LAV	7	420:17	5	2	0	0	0	17	2.43	0	0	0	0	0.000	195	178	0.913
11	Clay Stevenson	HER	9	541:48	6	3	0	0	1	22	2.44	0	0	0	0	0.000	254	232	0.913
12	Ryan Fanti	SYR	7	417:46	4	3	0	1	3	17	2.44	0	0	0	0	0.000	182	165	0.907
13	Ville Husso	SD	13	748:11	6	4	3	3	2	31	2.49	0	0	0	0	0.000	338	307	0.908
14	Remi Poirier	TEX	14	790:22	5	7	2	1	5	33	2.51	1	0	0	3	1.000	353	320	0.907
15	Brandon Halverson	SYR	12	708:25	8	4	0	2	2	30	2.54	0	0	0	0	0.000	292	262	0.897

Saves

Wins Rank	Player	Team	W	Saves Rank	Player	Team	SVS
1	Devon Levi	ROC	9	1	Drew Comness	RFD	358
2	Several Goaltenders Tied		8	2	Ivan Prosvetov	CGY	356
				3	Devon Levi	ROC	326
				4	Matthew Murray	MIL	321
				5	Remi Poirier	TEX	320

Save Percentage

Losses Rank	Player	Team	L	Save Percentage Rank	Player	Team	GA	SVS	SV%
1	Remi Poirier	TEX	7	1	* Simon Zajicek	PRO	12	196	0.942
2	Cal Petersen	IA	7	2	Michael DiPietro	PRO	18	290	0.942
3	Several Goaltenders Tied		6	3	Sergei Murashov	WBS	13	192	0.937
				4	Sebastian Cossa	GR	14	200	0.935
				5	Matthew Murray	MIL	24	321	0.930

Mins

Rank	Player	Team	Mins
1	Remi Poirier	TEX	790:22
2	Drew Comness	RFD	773:47
3	Devon Levi	ROC	763:27
4	Ivan Prosvetov	CGY	756:51
5	Ville Husso	SD	748:11

Shootout Wins

Rank	Player	Team	SOW
1	Hunter Shepard	BEL	2
2	Several Goaltenders Tied		1

Shutouts

Rank	Player	Team	SO
1	* Jacob Fowler	LAV	3
2	Ville Husso	SD	3
3	* Isak Posch	COL	2
4	Brandon Halverson	SYR	2
5	Several Goaltenders Tied		1

Shootout Percentage

Rank	Player	Team	Saves	Att	SO%
1	Ivan Prosvetov	CGY	3	3	1.000
2	Remi Poirier	TEX	3	3	1.000
3	* Garin Bjorklund	HER	3	3	1.000
4	* Michal Postava	GR	3	3	1.000
5	Hunter Shepard	BEL	7	8	0.875

* indicates rookie

Leaders (Rookies)

Top 20 Scorers

Rank	Player	Team	GP	G	A	PTS
1	* Matvei Gridin	CGY	18	8	12	20
2	* Nick Lardis	RFD	19	9	10	19
3	* Daniil But	TUC	18	8	9	17
4	* Igor Chernyshov	SJ	19	9	7	16
5	* Quinn Hutson	BAK	17	8	8	16
6	* Ilya Protas	HER	17	8	8	16
7	* Quentin Musty	SJ	19	5	11	16
8	* Tim Washe	SD	18	8	7	15
9	* Alex Bump	LV	19	4	11	15
10	* Carter Yakemchuk	BEL	20	3	11	14
11	* Joey Larson	BRI	18	8	5	13
12	* Denver Barkey	LV	19	7	6	13
13	* Jack Devine	CLT	13	6	6	12
14	* Gabe Perreault	HFD	14	6	6	12
15	* Aidan Thompson	RFD	21	5	6	11
16	* Michael Brandsegg-Nygård	GR	12	4	7	11
17	* Kenny Connors	ONT	18	4	7	11
18	* Juraj Pekarčík	SPR	18	4	7	11
19	* Cole O'Hara	MIL	12	3	8	11
20	* Andrew Cristall	HER	17	3	8	11

Goals

Rank	Player	Team	GP	G
1	* Nick Lardis	RFD	19	9
2	* Igor Chernyshov	SJ	19	9
3	Several Players Tied			8

Assists

Rank	Player	Team	GP	A
1	* Matvei Gridin	CGY	18	12
2	* Alex Bump	LV	19	11
3	* Quentin Musty	SJ	19	11
4	* Carter Yakemchuk	BEL	20	11
5	* Nick Lardis	RFD	19	10

Penalty Minutes

Rank	Player	Team	GP	PIM
1	* Connor Mylymok	RFD	17	81
2	* Connor Clattenburg	BAK	15	59
3	* Ivan Ryabkin	CHI	14	46
4	* Bryce Montgomery	CHI	14	39
5	* Justin Nachbaur	HER	10	37

Minor Penalties

Rank	Player	Team	GP	MinPen
1	* Ty Murchison	LV	19	9
2	* Taylor Makar	COL	17	9
3	Several Players Tied			8

Major Penalties

Rank	Player	Team	GP	MajPen
1	* Connor Mylymok	RFD	17	5
2	* Connor Clattenburg	BAK	15	5
3	* Justin Nachbaur	HER	10	5
4	* Bryce Montgomery	CHI	14	3
5	* Lucas Mercuri	SYR	17	3

Power Play Goals

Rank	Player	Team	GP	PPG
1	* Oasiz Wiesblatt	MIL	15	4
2	* Quinn Hutson	BAK	17	4
3	* Nick Lardis	RFD	19	4
4	Several Players Tied			3

Short Handed Goals

Rank	Player	Team	GP	SHG
1	* Dans Locmelis	PRO	17	2
2	Several Players Tied			1

Shots

Rank	Player	Team	GP	Shots
1	* Alex Bump	LV	19	63
2	* Matvei Gridin	CGY	18	56
3	* Nick Lardis	RFD	19	56
4	* Joey Larson	BRI	18	51
5	* Daniil But	TUC	18	48

Shooting Percentage

Rank	Player	Team	GP	Goals	Shots	PCT
1	* Olivier Nadeau	ROC	11	3	9	33.3
2	* Dominic James	SYR	4	3	10	30.0
3	* Evan Vierling	CHI	17	8	27	29.6
4	* Cam Berg	BRI	16	5	17	29.4
5	* Oasiz Wiesblatt	MIL	15	7	25	28.0

Game Winning Goals

Rank	Player	Team	GP	GWG
1	* Michael Brandsegg-Nygård	GR	12	3
2	* Jack Devine	CLT	13	3
3	* Igor Chernyshov	SJ	19	3
4	Several Players Tied			2

Plus/Minus

Rank	Player	Team	GP	+/-
1	* Kenny Connors	ONT	18	13
2	* Jared Wright	ONT	18	11
3	* Ben Hemmerling	HSK	14	10
4	Several Players Tied			9

Shootout Goals

Rank	Player	Team	SOG	SOA
1	Several Players Tied			1

Shootout Percentage

Rank	Player	Team	SOG	SOA	SO%
1	* Matvei Gridin	CGY	1	1	100.0
2	* Lenni Hämeenaho	UTC	1	1	100.0
3	* Aaron Huglen	WBS	1	1	100.0
4	* Ilya Protas	HER	1	1	100.0
5	* Evan Vierling	CHI	1	1	100.0

Leaders (Defencemen)

Top 20 Scorers

Rank	Player	Team	GP	G	A	PTS
1	Zac Jones	ROC	17	1	18	19
2	Ryan Ufko	MIL	16	4	11	15
3	Luca Cagnoni	SJ	18	4	11	15
4	Adam Engström	LAV	18	5	9	14
5	Lukas Cormier	HSK	17	4	10	14
6	* Carter Yakemchuk	BEL	20	3	11	14
7	Kevin Korchinski	RFD	19	1	13	14
8	Domenick Fensore	CHI	14	3	9	12
9	Christian Kyrrou	LV	15	3	9	12
10	Cole McWard	BRI	18	3	9	12
11	Hunter Brzustewicz	CGY	20	4	7	11
12	Calle Rosén	SPR	18	3	8	11
13	Zach Metsa	ROC	11	2	9	11
14	Antti Tuomisto	GR	16	2	9	11
15	Roland McKeown	SD	18	2	9	11
16	William Villeneuve	TOR	19	2	9	11
17	Scott Perunovich	TUC	17	0	11	11
18	Several Players Tied					10

Goals

Rank	Player	Team	GP	G
1	Lucas Carlsson	SJ	17	6
2	Adam Engström	LAV	18	5
3	Several Players Tied			4

Assists

Rank	Player	Team	GP	A
1	Zac Jones	ROC	17	18
2	Kevin Korchinski	RFD	19	13
3	Several Players Tied			11

Penalty Minutes

Rank	Player	Team	GP	PIM
1	Cavan Fitzgerald	RFD	21	45
2	* Bryce Montgomery	CHI	14	39
3	Travis Mitchell	BRI	14	37
4	Roman Schmidt	SYR	11	34
5	Casey Fitzgerald	HFD	19	33

Minor Penalties

Rank	Player	Team	GP	MinPen
1	Hunter McDonald	LV	18	11
2	Several Players Tied			9

Major Penalties

Rank	Player	Team	GP	MajPen
1	* Bryce Montgomery	CHI	14	3
2	Andrew Perrott	RFD	11	3
3	Taige Harding	RFD	11	3
4	Andreas Englund	MIL	13	3
5	Alex Kannok Leipert	GR	16	3

Power Play Goals

Rank	Player	Team	GP	PPG
1	Ryan Ufko	MIL	16	3
2	Lukas Cormier	HSK	17	3
3	Luca Cagnoni	SJ	18	3
4	Samuel Bolduc	ONT	17	2
5	Lucas Carlsson	SJ	17	2

Short Handed Goals

Rank	Player	Team	GP	SHG
1	Several Players Tied			1

Shots

Rank	Player	Team	GP	Shots
1	Zac Jones	ROC	17	58
2	Adam Engström	LAV	18	50
3	Luca Cagnoni	SJ	18	50
4	Domenick Fensore	CHI	14	49
5	Lukas Cormier	HSK	17	47

Shooting Percentage

Rank	Player	Team	GP	Goals	Shots	PCT
1	* Colton Huard	CLT	12	3	14	21.4
2	David Reinbacher	LAV	10	3	14	21.4
3	Kyle Looft	TEX	9	3	14	21.4
4	* Kaden Hammell	CV	15	3	15	20.0
5	Several Players Tied					18.2

Game Winning Goals

Rank	Player	Team	GP	GWG
1	Adam Engström	LAV	18	3
2	Several Players Tied			2

Plus/Minus

Rank	Player	Team	GP	+/-
1	William Lagesson	GR	13	14
2	Justin Holl	GR	14	12
3	Tobie Bisson	LAV	17	12
4	Ashton Sautner	MB	16	10
5	Several Players Tied			9

Shootout Goals

Rank	Player	Team	SOG	SOA
------	--------	------	-----	-----

Shootout Percentage

Rank	Player	Team	SOG	SOA	SO%
1	Emil Andrae	LV	0	1	0.0
2	Luca Cagnoni	SJ	0	1	0.0
3	* Tyson Jugnauth	CV	0	1	0.0
4	Jeremie Poirier	CGY	0	1	0.0

Player Streaks

Player Goal Streaks (Current)

Rank	GP	Player	Team	From	To	Goals	Assists	Points
1	* 6	Ilya Protas	HER	Nov 14, 2025	Nov 26, 2025	6	5	11
2	4	Ville Koivunen	WBS	Oct 18, 2025	Oct 25, 2025	4	5	9
3	4	Rutger McGroarty	WBS	Nov 15, 2025	Nov 28, 2025	4	2	6
4	* 4	Evan Vierling	CHI	Nov 16, 2025	Nov 26, 2025	4	0	4
5	3	Several Players Tied						

Player Goal Streaks (All Season)

Rank	GP	Player	Team	From	To	Goals	Assists	Points
1	7	Arthur Kaliyev	BEL	Nov 8, 2025	Nov 21, 2025	8	2	10
2	* 6	Ilya Protas	HER	Nov 14, 2025	Nov 26, 2025	6	5	11
3	6	John Leonard	GR	Oct 11, 2025	Nov 2, 2025	9	1	10
4	6	Jared Davidson	LAV	Oct 25, 2025	Nov 9, 2025	7	1	8
5	4	Several Players Tied						

Player Assist Streaks (Current)

Rank	GP	Player	Team	From	To	Goals	Assists	Points
1	6	Zach Metsa	ROC	Nov 5, 2025	Nov 15, 2025	2	8	10
2	5	Zac Jones	ROC	Nov 19, 2025	Nov 28, 2025	1	5	6
3	4	Ville Koivunen	WBS	Oct 18, 2025	Oct 25, 2025	4	5	9
4	* 4	Michael Brandsegg-Nygård	GR	Nov 22, 2025	Nov 28, 2025	2	5	7
5	4	Conor Geekie	SYR	Nov 19, 2025	Nov 28, 2025	2	4	6

Player Assist Streaks (All Season)

Rank	GP	Player	Team	From	To	Goals	Assists	Points
1	6	Zach Metsa	ROC	Nov 5, 2025	Nov 15, 2025	2	8	10
2	6	Amadeus Lombardi	GR	Oct 24, 2025	Nov 12, 2025	1	7	8
3	6	Matthew Maggio	BRI	Nov 2, 2025	Nov 14, 2025	0	8	8
4	5	Several Players Tied						

Player Point Streaks (Current)

Rank	GP	Player	Team	From	To	Goals	Assists	Points
1	10	Raphael Lavoie	HSK	Oct 24, 2025	Nov 16, 2025	4	7	11
2	7	Sam Poulin	WBS	Nov 7, 2025	Nov 28, 2025	5	4	9
3	6	Several Players Tied						

Player Point Streaks (All Season)

Rank	GP	Player	Team	From	To	Goals	Assists	Points
1	10	John Leonard	GR	Oct 10, 2025	Nov 19, 2025	11	6	17
2	10	Raphael Lavoie	HSK	Oct 24, 2025	Nov 16, 2025	4	7	11
3	8	Amadeus Lombardi	GR	Oct 24, 2025	Nov 19, 2025	3	7	10
4	7	Several Players Tied						

Henderson Silver Knights Roster

PLAYERS

#	Name	Pos	Shoots	Ht	Wt	Birthdate	Birthtown
8	Mathieu Cataford	F	R	6-0	200	Mar 1, 2005	Saint-Constant, QC
12	Jakub Brabenec	F	L	6-1	190	Sep 11, 2003	Jihlava, Czechia
24	Trevor Connelly	F	L	6-1	175	Feb 28, 2006	Tustin, CA
25	Matyas Sapovaliv	F	L	6-4	204	Feb 12, 2004	Kladno, Czechia
28	Tanner Laczynski	F	R	6-1	211	Jun 1, 1997	Minooka, IL
32	Jesper Vikman	G	L	6-4	205	Mar 11, 2002	Stockholm, Sweden
34	Jordan Papirny	G	L	6-1	173	Apr 10, 1996	Edmonton, AB
36	Raphael Lavoie	F	R	6-4	217	Sep 25, 2000	Chambly, QC
37	Tuomas Uronen	F	R	6-0	198	Mar 19, 2005	Kerava, Finland
41	Brandon Hickey	D	L	6-2	200	Apr 13, 1996	Leduc, AB
44	Christoffer Sedoff	D	L	6-2	209	Feb 20, 2002	Helsinki, Finland
46	Jonas Røndbjerg	F	L	6-2	206	Mar 31, 1999	Horsholm, Denmark
50	Joe Fleming	F	R	6-1	211	Jun 19, 2003	Wellesley, MA
51	Lukas Cormier	D	L	5-11	184	Mar 27, 2002	Ste-Marie-de-Kent, NB
52	Dylan Coghlan	D	R	6-2	205	Feb 19, 1998	Duncan, BC
59	Jackson Hallum	F	L	6-0	190	Sep 8, 2002	Eagan, MN
63	Ben Hemmerling	F	R	5-11	177	Apr 21, 2004	Sherwood Park, AB
74	Viliam Kmec	D	R	6-2	206	Jan 2, 2004	Kosice, Slovakia
75	Mitch McLain	F	L	6-0	205	Dec 9, 1993	Baxter, MN
77	Kai Uchacz	F	R	6-2	206	Jun 24, 2003	Calgary, AB
78	Lucas Johansen	D	L	6-2	182	Nov 16, 1997	Vancouver, BC
79	Carter Hart	G	L	6-2	196	Aug 13, 1998	Sherwood Park, AB
84	Jeremy Davies	D	L	5-11	190	Dec 4, 1996	Ste-Anne-de-Bellevue, QC
88	Jaycob Megna	D	L	6-6	214	Dec 10, 1992	Plantation, FL
89	Riley McKay	F	L	6-0	203	Mar 7, 1999	Swan River, MB

Bakersfield Condors Roster

PLAYERS

#	Name	Pos	Shoots	Ht	Wt	Birthdate	Birthtown
15	Roby Järventie	RW	L	6-3	209	Aug 8, 2002	Tampere, Finland
16	Rem Pitlick	LW	L	5-11	202	Apr 2, 1997	Ottawa, ON
19	Daniel D'Amato	LW	L	6-1	194	Apr 8, 2001	Maple, ON
23	Quinn Hutson	RW	R	5-11	176	Jan 1, 2002	North Barrington, IL
29	Connor Ingram	G	L	6-1	200	Mar 31, 1997	Imperial, SK
37	Atro Leppanen	D	L	6-0	183	Dec 14, 1998	Mantta, Finland
39	Seth Griffith	LW	R	5-9	185	Jan 4, 1993	Wallaceburg, ON
43	Matvey Petrov	RW	L	6-2	200	Mar 12, 2003	Moscow, Russia
44	Josh Brown	D	R	6-5	217	Jan 21, 1994	London, ON
45	Matt Copponi	C	R	5-11	180	Jun 4, 2003	Mansfield, MA
46	Max Jones	LW	L	6-3	217	Feb 17, 1998	Rochester, MI
52	James Hamblin	C	L	5-9	185	Apr 27, 1999	Edmonton, AB
53	Isaac Howard	LW	L	5-10	180	Mar 30, 2004	Hudson, WI
55	Cam Dineen	D	L	5-11	189	Jun 19, 1998	Toms River, NJ
57	Viljami Marjala	C	L	6-0	172	Jan 29, 2003	Oulu, Finland
61	Riley Stillman	D	L	6-1	196	Mar 9, 1998	Peterborough, ON
63	Ethan Keppen	RW	L	6-2	203	Mar 20, 2001	Whitby, ON
68	Rhett Pitlick	RW	L	5-10	170	Feb 7, 2001	Coral Springs, FL
73	Damien Carfagna	D	L	6-0	185	Dec 12, 2002	Wood-Ridge, NJ
77	Luke Prokop	D	R	6-5	224	May 6, 2002	Edmonton, AB
78	Mason Millman	D	L	6-1	174	Jul 18, 2001	London, ON
81	Josh Samanski	C	L	6-2	195	Mar 22, 2002	Erding, Germany
82	Beau Akey	D	R	6-0	173	Feb 11, 2005	Waterloo, ON
90	Matt Tomkins	G	L	6-4	191	Jun 19, 1994	Edmonton, AB

2025-26 Regular Season Team Statistics

Henderson Silver Knights

PLAYERS																										
#	Name	Pos	GP	G	A	PTS	+/-	PIM	PPG	PPA	SH	SHA	GW	FG	IG	OT	UA	EN	SOG	SOA	SOGW	SO%	Pt/G	PIMPG	SA	SH%
	28 Tanner Laczynski	F	16	7	11	18	11	4	1	4	0	0	2	3	0	0	2	0	0	0	0	0.0	1.00	0.25	33	21.2
	36 Raphael Lavoie	F	14	6	8	14	0	4	4	1	0	0	1	0	1	0	0	0	0	0	0	0.0	1.00	0.29	60	10.0
	51 Lukas Cormier	D	17	4	10	14	1	6	3	5	0	0	0	0	1	0	0	0	0	0	0	0.0	0.00	0.35	47	8.5
X	42 Braeden Bowman	F	12	7	5	12	1	6	2	2	0	0	2	1	0	1	0	0	0	0	0	0.0	1.00	0.50	16	43.8
	46 Jonas Røndbjerg	F	17	5	6	11	7	0	1	1	0	0	0	2	0	0	0	0	0	0	0	0.0	0.00	0.00	37	13.5
	84 Jeremy Davies	D	17	3	7	10	1	10	1	3	0	0	0	1	1	0	0	0	0	0	0	0.0	0.00	0.59	37	8.1
*	37 Tuomas Uronen	F	14	7	2	9	1	4	0	0	0	0	1	1	0	0	1	0	0	0	0	0.0	0.00	0.29	36	19.4
	52 Dylan Coghlan	D	17	4	5	9	5	10	1	1	0	0	1	0	1	0	0	0	0	0	0	0.0	0.00	0.59	36	11.1
*	59 Jackson Hallum	F	16	2	7	9	6	6	0	0	0	0	0	0	0	0	0	0	0	0	0	0.0	0.00	0.38	12	16.7
	12 Jakub Brabenec	F	16	1	7	8	-2	6	0	2	0	0	0	0	0	0	0	1	0	0	0	0.0	0.00	0.38	34	2.9
	25 Matyas Sapovaliv	F	17	3	4	7	3	0	1	0	0	0	0	1	0	0	0	0	0	0	0	0.0	0.00	0.00	18	16.7
	77 Kai Uchacz	F	16	2	5	7	-6	8	1	4	0	0	0	0	0	0	0	0	0	0	0	0.0	0.00	0.50	21	9.5
*	63 Ben Hemmerling	F	14	3	3	6	10	4	0	0	0	0	0	1	0	0	0	0	0	0	0	0.0	0.00	0.29	22	13.6
*	24 Trevor Connelly	F	5	2	4	6	0	0	1	3	0	0	0	0	1	0	0	0	0	0	0	0.0	1.00	0.00	17	11.8
	88 Jaycob Megna	D	15	2	3	5	6	12	0	0	1	0	0	0	0	0	1	1	0	0	0	0.0	0.00	0.80	16	12.5
*	74 Viliam Kmec	D	11	0	5	5	0	9	0	0	0	0	0	0	0	0	0	0	0	0	0	0.0	0.00	0.82	6	0.0
	78 Lucas Johansen	D	11	2	2	4	4	2	0	0	0	0	1	0	0	0	0	0	0	0	0	0.0	0.00	0.18	8	25.0
*	8 Mathieu Cataford	F	14	1	3	4	-2	2	0	0	0	0	0	0	0	0	0	0	0	0	0	0.0	0.00	0.14	23	4.3
	75 Mitch McLain	F	16	1	3	4	-4	13	0	1	0	0	1	0	0	0	0	0	0	0	0	0.0	0.00	0.81	36	2.8
	50 Joe Fleming	F	12	1	1	2	-6	13	0	0	0	0	0	0	0	0	0	0	0	0	0	0.0	0.00	1.08	6	16.7
	44 Christoffer Sedoff	D	13	0	2	2	0	8	0	0	0	0	0	0	0	0	0	0	0	0	0	0.0	0.00	0.62	10	0.0
*X	39 Cameron Whitehead	G	5	0	1	1	0	0	0	1	0	0	0	0	0	0	0	0	0	0	0	0.0	0.00	0.00	0	0.0
	41 Brandon Hickey	D	1	0	0	0	1	0	0	0	0	0	0	0	0	0	0	0	0	0	0	0.0	0.00	0.00	1	0.0
X	30 Carl Lindbom	G	2	0	0	0	0	0	0	0	0	0	0	0	0	0	0	0	0	0	0	0.0	0.00	0.00	0	0.0
	79 Carter Hart	G	3	0	0	0	0	0	0	0	0	0	0	0	0	0	0	0	0	0	0	0.0	0.00	0.00	0	0.0
	89 Riley McKay	F	5	0	0	0	0	4	0	0	0	0	0	0	0	0	0	0	0	0	0	0.0	0.00	0.80	4	0.0
*	32 Jesper Vikman	G	7	0	0	0	0	0	0	0	0	0	0	0	0	0	0	0	0	0	0	0.0	0.00	0.00	0	0.0
Goalies																										
#	Name	GP	Mins	GA	SO	GAA	W	L	OT	SA	SVS	SV%														
*	32 Jesper Vikman	7	417:28	21	0	3.02	4	3	0	183	162	0.885														
*X	39 Cameron Whitehead	5	296:22	15	0	3.04	3	2	0	143	128	0.895														
	79 Carter Hart	3	175:53	9	0	3.07	1	2	0	56	47	0.839														
X	30 Carl Lindbom	2	119:48	2	1	1.00	1	0	1	48	46	0.958														
	Empty Net		16:06	4						4																
	Totals	17	1041	51	1	2.98	9	7	1	434	383	0.882														

* indicates rookie
X indicates inactive

2025-26 Regular Season Team Statistics

Bakersfield Condors

PLAYERS

#	Name	Pos	GP	G	A	PTS	+/-	PIM	PPG	PPA	SH	SHA	GW	FG	IG	OT	UA	EN	SOG	SOA	SOGW	SO%	Pt/G	PIMPG	SA	SH%
*	23 Quinn Hutson	RW	17	8	8	16	6	16	4	4	0	0	2	1	0	0	1	0	0	0	0	0.0	0.00	0.94	44	18.2
	57 Viljami Marjala	C	17	3	12	15	-2	0	2	6	0	1	0	1	0	0	0	0	0	0	0	0.0	0.00	0.00	29	10.3
	16 Rem Pitlick	LW	17	5	9	14	-1	2	2	3	0	0	0	1	0	0	0	0	0	0	0	0.0	0.00	0.12	19	26.3
	39 Seth Griffith	LW	17	3	10	13	-5	10	2	5	0	0	0	0	0	0	0	0	0	0	0	0.0	0.00	0.59	13	23.1
	15 Roby Järventie	RW	13	7	4	11	-1	14	2	1	0	0	0	2	3	0	0	2	0	0	0	0.0	0.00	1.08	30	23.3
	81 Josh Samanski	C	17	3	7	10	2	10	0	1	0	0	1	1	0	0	0	0	0	0	0	0.0	0.00	0.59	17	17.6
	37 Atro Leppanen	D	17	1	9	10	-11	10	1	5	0	0	0	0	1	0	0	0	0	0	0	0.0	0.00	0.59	43	2.3
*	68 Rhett Pitlick	RW	16	5	3	8	-8	10	0	0	1	0	0	2	0	0	1	0	0	0	0	0.0	0.00	0.63	24	20.8
	52 James Hamblin	C	12	5	2	7	5	12	1	0	1	0	2	0	0	1	0	0	0	0	0	0.0	0.00	1.00	17	29.4
*	53 Isaac Howard	LW	4	2	5	7	7	2	0	2	0	0	0	0	0	0	0	1	0	0	0	0.0	1.00	0.50	7	28.6
	55 Cam Dineen	D	13	2	5	7	-1	8	0	1	0	1	0	0	0	0	0	0	0	0	0	0.0	0.00	0.62	30	6.7
	61 Riley Stillman	D	17	2	4	6	-5	29	0	0	0	0	0	1	0	0	0	0	0	0	0	0.0	0.00	1.71	19	10.5
	46 Max Jones	LW	13	3	2	5	-6	23	1	1	0	0	0	0	0	0	1	0	0	0	0	0.0	0.00	1.77	20	15.0
	19 Daniel D'Amato	LW	13	2	1	3	1	2	0	0	0	0	1	0	1	0	0	1	0	0	0	0.0	0.00	0.15	20	10.0
*	45 Matt Copponi	C	17	2	1	3	-5	11	0	0	1	1	1	1	0	0	0	0	0	0	0	0.0	0.00	0.65	18	11.1
*	73 Damien Carfagna	D	14	1	2	3	-1	2	0	0	0	1	0	0	0	0	0	0	0	0	0	0.0	0.00	0.14	13	7.7
	77 Luke Prokop	D	16	1	2	3	4	6	0	0	0	0	0	0	0	0	0	0	0	0	0	0.0	0.00	0.38	22	4.5
*X	64 Connor Clattenburg	LW	15	1	1	2	-5	59	0	0	0	0	0	0	0	0	0	0	0	0	0	0.0	0.00	3.93	9	11.1
	78 Mason Millman	D	9	0	2	2	6	4	0	0	0	0	0	0	0	0	0	0	0	0	0	0.0	0.00	0.44	12	0.0
	44 Josh Brown	D	12	0	2	2	5	22	0	0	0	0	0	0	0	0	0	0	0	0	0	0.0	0.00	1.83	9	0.0
*	82 Beau Akey	D	4	0	1	1	0	2	0	1	0	0	0	0	0	0	0	0	0	0	0	0.0	0.00	0.50	4	0.0
	29 Connor Ingram	G	7	0	1	1	0	0	0	0	0	0	0	0	0	0	0	0	0	0	0	0.0	0.00	0.00	0	0.0
	43 Matvey Petrov	RW	7	0	0	0	0	0	0	0	0	0	0	0	0	0	0	0	0	0	0	0.0	0.00	0.00	8	0.0
	63 Ethan Keppen	RW	9	0	0	0	-3	15	0	0	0	0	0	0	0	0	0	0	0	0	0	0.0	0.00	1.67	12	0.0
	90 Matt Tomkins	G	10	0	0	0	0	0	0	0	0	0	0	0	0	0	0	0	0	0	0	0.0	0.00	0.00	0	0.0

Goalies

#	Name	GP	Mins	GA	SO	GAA	W	L	OT	SA	SVS	SV%
90	Matt Tomkins	10	601:40	35	0	3.49	5	3	2	310	275	0.887
29	Connor Ingram	7	416:00	25	0	3.61	2	3	2	194	169	0.871
	Empty Net		11:27	1						1		
	Totals	17	1040	61	0	3.56	7	6	4	505	444	0.879

* indicates rookie

X indicates inactive

Henderson Silver Knights 2025-26 Regular Season Game Schedule

Date	Opponent	Result	Record	Score	GWG	Goaltender	Opposing Goaltender
Oct. 10	Abbotsford	OTL	0-0-1-0	1-2 OT		Carl Lindbom (2 GA, 28 SVS)	Nikita Tolopilo (1 GA, 36 SVS)
Oct. 11	Abbotsford	L	0-1-1-0	2-4		Jesper Vikman (4 GA, 32 SVS)	Jiří Patera (2 GA, 27 SVS)
Oct. 17	at Ontario	W	1-1-1-0	2-0	Tanner Laczynski	Carl Lindbom (0 GA, 18 SVS)	Erik Portillo (2 GA, 23 SVS)
Oct. 18	at San Diego	W	2-1-1-0	4-3	Dylan Coghlan	Jesper Vikman (3 GA, 28 SVS)	Ville Husso (4 GA, 18 SVS)
Oct. 24	San Diego	W	3-1-1-0	3-2 OT	Braeden Bowman	Jesper Vikman (2 GA, 27 SVS)	Calle Clang (3 GA, 26 SVS)
Oct. 25	San Diego	W	4-1-1-0	5-2	Raphael Lavoie	Cameron Whitehead (2 GA, 37 SVS)	Ville Husso (5 GA, 30 SVS)
Oct. 29	Ontario	W	5-1-1-0	6-2	Tuomas Uronen	Cameron Whitehead (2 GA, 31 SVS)	Pheonix Copley (6 GA, 18 SVS)
Nov. 1	at Abbotsford	W	6-1-1-0	6-1	Braeden Bowman	Cameron Whitehead (1 GA, 25 SVS)	Jiří Patera (6 GA, 27 SVS)
Nov. 2	at Abbotsford	W	7-1-1-0	7-3	Mitch McLain	Jesper Vikman (3 GA, 19 SVS)	Ty Young (7 GA, 33 SVS)
Nov. 5	San Diego	L	7-2-1-0	3-6		Cameron Whitehead (6 GA, 19 SVS)	Ville Husso (3 GA, 18 SVS)
Nov. 7	at Bakersfield	L	7-3-1-0	2-4		Jesper Vikman (3 GA, 15 SVS)	Matt Tomkins (2 GA, 26 SVS)
Nov. 8	at Bakersfield	L	7-4-1-0	3-5		Cameron Whitehead (4 GA, 16 SVS)	Matt Tomkins (3 GA, 38 SVS)
Nov. 15	Calgary	L	7-5-1-0	4-6		Jesper Vikman (5 GA, 22 SVS)	Ivan Prosvetov (4 GA, 30 SVS)
Nov. 16	Calgary	W	8-5-1-0	5-2	Lucas Johansen	Carter Hart (2 GA, 12 SVS)	Owen Say (4 GA, 28 SVS)
Nov. 21	Milwaukee	L	8-6-1-0	2-4		Carter Hart (3 GA, 23 SVS)	Matthew Murray (2 GA, 26 SVS)
Nov. 22	Milwaukee	W	9-6-1-0	5-1	Tanner Laczynski	Jesper Vikman (1 GA, 19 SVS)	Matthew Murray (4 GA, 34 SVS)
Nov. 28	at Ontario	L	9-7-1-0	3-4		Carter Hart (4 GA, 12 SVS)	Pheonix Copley (3 GA, 35 SVS)
Nov. 29	at Bakersfield	7:00 pm PST					
Dec. 5	Bakersfield	7:00 pm PST					
Dec. 6	Bakersfield	6:00 pm PST					
Dec. 10	at Bakersfield	6:30 pm PST					
Dec. 12	at San Diego	7:00 pm PST					
Dec. 13	at San Diego	6:00 pm PST					
Dec. 16	San Diego	7:00 pm PST					
Dec. 20	at Colorado	6:05 pm MST					
Dec. 21	at Colorado	3:05 pm MST					
Dec. 28	Coachella Valley	5:00 pm PST					
Dec. 30	Ontario	7:00 pm PST					
Jan. 3	Colorado	6:00 pm PST					
Jan. 4	Colorado	5:00 pm PST					
Jan. 7	at Coachella Valley	6:30 pm PST					
Jan. 9	at Ontario	7:00 pm PST					
Jan. 10	at Coachella Valley	6:00 pm PST					
Jan. 17	at Colorado	6:05 pm MST					
Jan. 18	at Colorado	3:05 pm MST					

Jan. 24	Tucson	6:00 pm PST
Jan. 25	Tucson	5:00 pm PST
Jan. 28	Bakersfield	7:00 pm PST
Jan. 30	at Texas	7:00 pm CST
Jan. 31	at Texas	7:00 pm CST
Feb. 4	at San Diego	7:00 pm PST
Feb. 6	Coachella Valley	7:00 pm PST
Feb. 7	Coachella Valley	6:00 pm PST
Feb. 14	at San Jose	6:00 pm PST
Feb. 15	at San Jose	3:00 pm PST
Feb. 20	Abbotsford	7:00 pm PST
Feb. 21	Abbotsford	6:00 pm PST
Feb. 26	at Coachella Valley	6:30 pm PST
Feb. 28	Colorado	6:00 pm PST
Mar. 1	Colorado	5:00 pm PST
Mar. 4	Coachella Valley	7:00 pm PST
Mar. 6	at Ontario	7:00 pm PST
Mar. 8	Ontario	3:00 pm PST
Mar. 10	at Tucson	6:30 pm MST
Mar. 11	at Tucson	6:30 pm MST
Mar. 14	at Abbotsford	7:00 pm PST
Mar. 15	at Abbotsford	4:00 pm PST
Mar. 17	at Calgary	7:00 pm MST
Mar. 19	at Calgary	7:00 pm MST
Mar. 21	Texas	6:00 pm PST
Mar. 22	Texas	5:00 pm PST
Mar. 25	Ontario	7:00 pm PST
Mar. 27	at Milwaukee	7:00 pm CST
Mar. 28	at Milwaukee	6:00 pm CST
Apr. 3	Tucson	7:00 pm PST
Apr. 4	Tucson	6:00 pm PST
Apr. 8	at Coachella Valley	6:30 pm PST
Apr. 10	San Jose	7:00 pm PST
Apr. 11	San Jose	6:00 pm PST
Apr. 14	Bakersfield	7:00 pm PST
Apr. 17	at Tucson	7:00 pm MST
Apr. 18	at Tucson	7:00 pm MST

* Overtime Game

** Shootout Game

Bakersfield Condors 2025-26 Regular Season Game Schedule

Date	Opponent	Result	Record	Score	GWG	Goaltender	Opposing Goaltender
Oct. 11	at San Jose	L	0-1-0-0	6-7		Matt Tomkins (7 GA, 29 SVS)	Jakub Skarek (6 GA, 27 SVS)
Oct. 18	San Jose	W	1-1-0-0	2-1	Quinn Hutson	Connor Ingram (1 GA, 21 SVS)	Gabriel Carriere (2 GA, 19 SVS)
Oct. 19	Coachella Valley	W	2-1-0-0	5-4 OT	James Hamblin	Matt Tomkins (4 GA, 30 SVS)	Victor Östman (5 GA, 25 SVS)
Oct. 24	at Tucson	L	2-2-0-0	1-5		Connor Ingram (5 GA, 24 SVS)	Matthew Villalta (1 GA, 27 SVS)
Oct. 25	at Tucson	W	3-2-0-0	3-1	Daniel D'Amato	Matt Tomkins (1 GA, 23 SVS)	Jaxson Stauber (3 GA, 24 SVS)
Oct. 28	at Colorado	OTL	3-2-1-0	4-5 OT		Connor Ingram (5 GA, 29 SVS)	Isak Posch (4 GA, 19 SVS)
Oct. 29	at Colorado	L	3-3-1-0	1-2		Matt Tomkins (2 GA, 28 SVS)	Kyle Keyser (1 GA, 22 SVS)
Nov. 1	at Calgary	OTL	3-3-2-0	3-4 OT		Matt Tomkins (4 GA, 24 SVS)	Ivan Prosvetov (3 GA, 35 SVS)
Nov. 2	at Calgary	L	3-4-2-0	1-6		Connor Ingram (5 GA, 15 SVS)	Owen Say (1 GA, 21 SVS)
Nov. 7	Henderson	W	4-4-2-0	4-2	Matt Copponi	Matt Tomkins (2 GA, 26 SVS)	Jesper Vikman (3 GA, 15 SVS)
Nov. 8	Henderson	W	5-4-2-0	5-3	Quinn Hutson	Matt Tomkins (3 GA, 38 SVS)	Cameron Whitehead (4 GA, 16 SVS)
Nov. 11	at Coachella Valley	L	5-5-2-0	3-6		Matt Tomkins (6 GA, 18 SVS)	Nikke Kokko (3 GA, 35 SVS)
Nov. 14	at San Diego	OTL	5-5-3-0	3-4 OT		Connor Ingram (4 GA, 34 SVS)	Ville Husso (3 GA, 28 SVS)
Nov. 15	Coachella Valley	W	6-5-3-0	6-3	James Hamblin	Matt Tomkins (3 GA, 28 SVS)	Nikke Kokko (6 GA, 21 SVS)
Nov. 18	Calgary	W	7-5-3-0	5-2	Josh Samanski	Connor Ingram (2 GA, 25 SVS)	Ivan Prosvetov (3 GA, 21 SVS)
Nov. 21	at Ontario	L	7-6-3-0	2-3		Connor Ingram (3 GA, 21 SVS)	Pheonix Copley (2 GA, 15 SVS)
Nov. 22	Ontario	OTL	7-6-4-0	2-3 OT		Matt Tomkins (3 GA, 31 SVS)	Isaiah Saville (2 GA, 13 SVS)
Nov. 29	Henderson	7:00 pm PST					
Dec. 3	Tucson	6:30 pm PST					
Dec. 5	at Henderson	7:00 pm PST					
Dec. 6	at Henderson	6:00 pm PST					
Dec. 10	Henderson	6:30 pm PST					
Dec. 12	at Tucson	7:00 pm MST					
Dec. 13	at Tucson	7:00 pm MST					
Dec. 17	Ontario	6:30 pm PST					
Dec. 19	at Coachella Valley	7:00 pm PST					
Dec. 20	Coachella Valley	7:00 pm PST					
Dec. 27	San Diego	7:00 pm PST					
Dec. 31	at Coachella Valley	5:00 pm PST					
Jan. 2	San Jose	7:00 pm PST					
Jan. 3	San Jose	7:00 pm PST					
Jan. 6	at Abbotsford	7:00 pm PST					
Jan. 7	at Abbotsford	7:00 pm PST					
Jan. 10	at San Jose	6:00 pm PST					
Jan. 11	Ontario	4:00 pm PST					

Jan. 16	at Calgary	7:00 pm MST
Jan. 18	at Calgary	1:00 pm MST
Jan. 21	Colorado	6:30 pm PST
Jan. 23	Colorado	7:00 pm PST
Jan. 24	at San Jose	6:00 pm PST
Jan. 28	at Henderson	7:00 pm PST
Jan. 30	Abbotsford	7:00 pm PST
Jan. 31	Abbotsford	7:00 pm PST
Feb. 3	Calgary	6:30 pm PST
Feb. 6	Ontario	7:00 pm PST
Feb. 7	at Ontario	6:00 pm PST
Feb. 13	San Diego	7:00 pm PST
Feb. 14	at San Diego	6:00 pm PST
Feb. 18	Coachella Valley	6:30 pm PST
Feb. 20	Calgary	7:00 pm PST
Feb. 24	at Colorado	7:05 pm MST
Feb. 25	at Colorado	7:05 pm MST
Feb. 28	at Coachella Valley	6:00 pm PST
Mar. 1	at Ontario	3:00 pm PST
Mar. 3	Colorado	10:30 am PST
Mar. 6	Tucson	7:00 pm PST
Mar. 7	Tucson	7:00 pm PST
Mar. 13	at Texas	7:00 pm CST
Mar. 14	at Texas	7:00 pm CST
Mar. 20	at San Diego	7:00 pm PST
Mar. 21	Calgary	7:00 pm PST
Mar. 27	Texas	7:00 pm PST
Mar. 28	Texas	7:00 pm PST
Apr. 1	Colorado	6:30 pm PST
Apr. 3	at San Diego	7:00 pm PST
Apr. 4	at Ontario	6:00 pm PST
Apr. 8	Tucson	6:30 pm PST
Apr. 10	San Diego	7:00 pm PST
Apr. 11	San Diego	7:00 pm PST
Apr. 14	at Henderson	7:00 pm PST
Apr. 17	San Jose	7:00 pm PST
Apr. 18	at San Jose	7:00 pm PST

* Overtime Game

** Shootout Game

Henderson Silver Knights vs Bakersfield Condors Head to Head

Summary

Description	Result	
Head to Head Record 2025-26 Regular Season	Bakersfield 2-0-0-0	Henderson 0-2-0-0
Head to Head Record 2024-25 Regular Season	Bakersfield 6-2-0-0	Henderson 2-5-1-0
Last 5 Years record between teams	Bakersfield 24-8-2-0	Henderson 10-22-1-1
Bakersfield vs. Henderson Last 5 Years record at Bakersfield	Bakersfield 16-2-0-0	Henderson 2-15-1-0
Bakersfield vs. Henderson Last 5 Years record at Henderson	Bakersfield 8-6-2-0	Henderson 8-7-0-1
Previous Meetings This Season	Henderson 3 @ Bakersfield 5 (Nov 8 2025) Final Henderson 2 @ Bakersfield 4 (Nov 7 2025) Final	

Match Up

	<u>Henderson</u>	<u>Bakersfield</u>
Team Record	9-7-1-0 -- 19 points	7-6-4-0 -- 18 points
Division Ranking	6th Pacific	8th Pacific
Conference Ranking	9th Western	13th Western
League Ranking	18th	23rd
Past 10 Games	4-6-0-0	4-3-3-0
Streak	0-1-0-0	0-1-1-0
Last Game	4-3 L @ Ontario (Nov 28 2025) Final	3-2 L vs Ontario (Nov 22 2025) Final OT
Home Record	5-4-1-0	6-0-1-0
Away Record	4-3-0-0	1-6-3-0
GF	63	56
GA	51	61
PP (Overall)	(16/60) 26.7%	(15/61) 24.6%
PP (Home)	(7/30) 23.3%	(4/22) 18.2%
PP (Away)	(9/30) 30.0%	(11/39) 28.2%
PK (Overall)	(12/51) 76.5%	(17/77) 77.9%
PK (Home)	(6/30) 80.0%	(4/28) 85.7%
PK (Away)	(6/21) 71.4%	(13/49) 73.5%
PP vs. Opp.	(0/9) 0%	(0/2) 0%
PK vs. Opp.	(0/2) 100%	(0/9) 100%
Leading Rookie	Uronen (7-2-9)	Hutson (8-8-16)
Most PIM	Fleming - 13	Clattenburg - 59
Team PIM/GM	7.7/Game	16.1/Game
Leading Scorers	Laczynski (7-11-18) Lavoie (6-8-14) Cormier (4-10-14) Bowman (7-5-12) Røndbjerg (5-6-11)	Hutson (8-8-16) Marjala (3-12-15) Pitlick (5-9-14) Griffith (3-10-13) Järventie (7-4-11)
Last 5 Games	4-3 L @ Ontario (Nov 28 2025) Final 5-1 W vs Milwaukee (Nov 22 2025) Final 4-2 L vs Milwaukee (Nov 21 2025) Final 5-2 W vs Calgary (Nov 16 2025) Final 6-4 L vs Calgary (Nov 15 2025) Final	3-2 L vs Ontario (Nov 22 2025) Final OT 3-2 L @ Ontario (Nov 21 2025) Final 5-2 W vs Calgary (Nov 18 2025) Final 6-3 W vs Coachella Valley (Nov 15 2025) Final 4-3 L @ San Diego (Nov 14 2025) Final OT
Leading After 1st	5-2-0-0	3-0-1-0
Leading After 2nd	6-0-0-0	5-0-1-0
Tied After 1st	3-1-1-0	2-3-2-0
Tied After 2nd	2-3-0-0	2-0-2-0
Trailing After 1st	1-4-0-0	2-3-1-0
Trailing After 2nd	1-4-1-0	0-6-1-0
Out Shooting Opponents	5-5-1-0	1-2-1-0
Out Shot by Opponents	3-2-0-0	6-4-3-0
1 Goal Games	2-1-1-0	2-3-4-0
2 Goal Games	1-5-0-0	3-0-0-0
3 Goal Games	2-1-0-0	2-1-0-0

Henderson Silver Knights vs Bakersfield Condors Head to Head

Bakersfield Condors

# Name	GP	G	A	PTS	PIM	+/-
23 Quinn Hutson	2	2	1	3	0	2
39 Seth Griffith	2	0	3	3	0	2
68 Rhett Pitlick	2	2	0	2	0	0
19 Daniel D'Amato	2	1	1	2	2	1
15 Roby Järventie	2	1	1	2	2	1
81 Josh Samanski	2	1	1	2	0	3
44 Josh Brown	2	0	2	2	7	5
57 Viljami Marjala	2	0	2	2	0	3
61 Riley Stillman	2	0	2	2	2	-1
73 Damien Carfagna	2	1	0	1	0	2
45 Matt Copponi	2	1	0	1	0	0
55 Cam Dineen	2	0	1	1	2	2
16 Rem Pitlick	2	0	1	1	0	-2
64 X Connor Clattenburg	2	0	0	0	0	2
46 Max Jones	2	0	0	0	6	-1
63 Ethan Keppen	2	0	0	0	0	0
37 Atro Leppanen	2	0	0	0	2	-3
77 Luke Prokop	2	0	0	0	0	4
90 Matt Tomkins	2	0	0	0	0	0

# Name	GP	W	L	OT	Mins	GA	GAA	SV%
90 Matt Tomkins	2	2	0	0	120:00	5	2.50	0.928

Henderson Silver Knights

# Name	GP	G	A	PTS	PIM	+/-
50 Joe Fleming	2	1	1	2	0	0
37 Tuomas Uronen	2	1	1	2	0	-1
36 Raphael Lavoie	2	0	2	2	0	-2
42 X Braeden Bowman	2	1	0	1	0	-2
52 Dylan Coghlan	2	1	0	1	0	-2
25 Matyas Sapovaliv	2	1	0	1	0	-2
12 Jakub Brabenec	2	0	1	1	0	-3
51 Lukas Cormier	2	0	1	1	0	-3
59 Jackson Hallum	2	0	1	1	0	0
78 Lucas Johansen	2	0	1	1	2	0
44 Christoffer Sedoff	2	0	1	1	0	-1
77 Kai Uchacz	2	0	1	1	0	0
8 Mathieu Cataford	1	0	0	0	0	0
84 Jeremy Davies	2	0	0	0	0	1
63 Ben Hemmerling	2	0	0	0	0	0
28 Tanner Laczynski	1	0	0	0	0	-2
75 Mitch McLain	2	0	0	0	5	0
88 Jaycob Megna	2	0	0	0	2	-3
46 Jonas Røndbjerg	2	0	0	0	0	-2
32 Jesper Vikman	1	0	0	0	0	0
39 X Cameron Whitehead	1	0	0	0	0	0

# Name	GP	W	L	OT	Mins	GA	GAA	SV%
32 Jesper Vikman	1	0	1	0	59:24	3	3.03	0.833
39 X Cameron Whitehead	1	0	1	0	59:09	4	4.06	0.800

Henderson Silver Knights vs Bakersfield Condors Head to Head

Team Game Highs and Lows

	Henderson Silver Knights			Bakersfield Condors		
Goals	Nov. 2	at ABB	7	Oct. 11	at SJ	6
				Nov. 15	CV	6
Assists	Oct. 29	ONT	12	Oct. 11	at SJ	11
	Nov. 2	at ABB	12			
Points	Nov. 2	at ABB	19	Oct. 11	at SJ	17
Penalty Minutes	Oct. 18	at SD	12	Nov. 15	CV	36
Minors	Oct. 18	at SD	6	Oct. 11	at SJ	9
Majors	Nov. 5	SD	1	Nov. 21	at ONT	3
	Nov. 8	at BAK	1			
	Nov. 22	MIL	1			
Shots	Nov. 8	at BAK	41	Nov. 1	at CGY	38
				Nov. 11	at CV	38
Power Play Goals	Nov. 1	at ABB	4	Oct. 28	at COL	2
				Nov. 11	at CV	2
Goals By Both Teams	Nov. 2	at ABB	10	Oct. 11	at SJ	13
	Nov. 15	CGY	10			
Goals in 1st	Nov. 1	at ABB	3	Oct. 11	at SJ	3
Goals in 2nd	Oct. 29	ONT	3	Nov. 15	CV	3
	Nov. 15	CGY	3			
Goals in 3rd	Nov. 2	at ABB	4	Nov. 8	HSK	3
				Nov. 11	at CV	3
Short Handed Goals	Nov. 16	CGY	1	Oct. 11	at SJ	1
				Oct. 19	CV	1
				Nov. 14	at SD	1
Winning Margin	Nov. 1	at ABB	5	Nov. 15	CV	3
				Nov. 18	CGY	3
Most PIM	Nov. 5	SD	35	Nov. 15	CV	56
Most Shots	Nov. 8	at BAK	41	Nov. 1	at CGY	38
				Nov. 11	at CV	38
Most Shots in 1st	Nov. 22	MIL	17	Oct. 25	at TUC	13
				Nov. 14	at SD	13
Most Shots in 2nd	Nov. 2	at ABB	16	Nov. 1	at CGY	17
	Nov. 15	CGY	16			
Most Shots in 3rd	Nov. 8	at BAK	15	Nov. 11	at CV	16
Fewest Shots	Nov. 5	SD	21	Nov. 22	ONT	15
Fewest Shots in 1st	Oct. 24	SD	4	Oct. 18	SJ	3
Fewest Shots in 2nd	Nov. 5	SD	5	Nov. 21	at ONT	3
	Nov. 21	MIL	5			
Fewest Shots in 3rd	Nov. 16	CGY	5	Nov. 22	ONT	2
Most Saves	Oct. 25	SD	37	Nov. 8	HSK	38

Most Saves in 1st	Oct. 11	ABB	17	Oct. 24	at TUC	13
				Nov. 8	HSK	13
Most Saves in 2nd	Oct. 29	ONT	14	Oct. 11	at SJ	16
Most Saves in 3rd	Oct. 25	SD	14	Nov. 14	at SD	15
Most Saves in 4th	Oct. 25	SD	37	Nov. 8	HSK	38

Schedule

Date	Game #				
Nov. 7	153	Henderson 2	at Bakersfield	4	Final
Nov. 8	166	Henderson 3	at Bakersfield	5	Final
Nov. 29	291	Henderson	at Bakersfield		7:00 pm PST
Dec. 5	324	Bakersfield	at Henderson		7:00 pm PST
Dec. 6	336	Bakersfield	at Henderson		6:00 pm PST
Dec. 10	355	Henderson	at Bakersfield		6:30 pm PST
Jan. 28	647	Bakersfield	at Henderson		7:00 pm PST
Apr. 14	1111	Bakersfield	at Henderson		7:00 pm PST

Henderson Silver Knights Player Game By Game (1/4)

Player Game by Game Report

Date	Opp.	8 Cataford	12 Brabenec	24 Connelly	25 Sapovaliv	28 Laczynski	36 Lavoie	37 Uronen
Oct. 10	Abbotsford	0 0 2 0	0 0 3 -1	-	0 0 0 1	1 0 3 1	0 1 5 0	-
Oct. 11	Abbotsford	0 0 2 -1	0 1 5 1	-	0 0 3 0	0 0 1 -1	1 0 3 -1	1 0 3 0
Oct. 17	at Ontario	0 0 0 1	0 0 2 0	-	0 0 1 0	1 0 1 1	1 0 4 0	0 0 2 0
Oct. 18	at San Diego	0 0 0 0	-	-	0 0 1 0	1 0 3 2	0 0 5 -1	-
Oct. 24	San Diego	0 0 1 0	0 0 2 0	-	0 0 0 0	0 1 1 2	0 1 8 1	0 0 1 0
Oct. 25	San Diego	0 1 1 0	0 1 4 0	-	1 0 3 0	0 2 2 2	1 0 4 0	-
Oct. 29	Ontario	-	0 2 1 2	-	0 0 0 1	0 1 1 1	0 2 3 2	1 0 2 1
Nov. 1	at Abbotsford	0 0 1 0	0 0 3 0	-	0 2 0 2	1 1 2 0	0 1 1 0	2 0 6 2
Nov. 2	at Abbotsford	0 1 2 1	0 0 0 1	-	0 0 2 1	0 3 2 2	1 0 5 0	1 1 5 2
Nov. 5	San Diego	0 0 0 -3	0 2 2 1	-	0 0 1 0	0 0 2 -1	1 0 6 2	0 0 1 -1
Nov. 7	at Bakersfield	-	0 1 0 -1	-	0 0 1 -2	0 0 2 -2	0 1 2 0	0 0 2 -1
Nov. 8	at Bakersfield	0 0 3 0	0 0 0 -2	-	1 0 4 0	-	0 1 5 -2	1 1 2 0
Nov. 15	Calgary	0 0 2 0	0 0 4 -2	0 1 4 0	0 0 0 0	0 1 2 -1	1 0 4 -1	1 0 4 -2
Nov. 16	Calgary	-	0 0 3 0	1 1 2 0	0 1 0 1	0 0 1 1	0 1 5 0	0 0 1 1
Nov. 21	Milwaukee	1 1 4 0	0 0 2 0	0 1 2 0	0 0 0 0	0 0 1 0	-	0 0 1 0
Nov. 22	Milwaukee	0 0 3 1	1 0 2 1	1 0 4 0	0 1 0 0	1 2 6 2	-	0 0 3 0
Nov. 28	at Ontario	0 0 2 -1	0 0 1 -2	0 1 5 0	1 0 2 -1	2 0 3 2	-	0 0 3 -1

Henderson Silver Knights Player Game By Game (2/4)

Player Game by Game Report

Date	Opp.	41 Hickey	42 Bowman	44 Sedoff	46 Røndbjerg	50 Fleming	51 Cormier	52 Coghlan
Oct. 10	Abbotsford	-	0 0 0-1	0 0 1-1	0 0 2 0	0 0 0 0	0 0 7 1	0 0 5 0
Oct. 11	Abbotsford	-	0 0 0-1	0 0 0-1	0 1 2 0	0 0 0 0	0 0 4 0	0 1 0 1
Oct. 17	at Ontario	-	0 0 0 0	0 0 0 0	0 0 3 1	0 0 1 0	0 1 4 1	0 0 2 0
Oct. 18	at San Diego	-	1 0 2-1	0 0 0 0	1 0 2 1	0 0 0 0	0 0 1-1	1 1 3 2
Oct. 24	San Diego	-	2 0 3 2	0 1 1 0	0 0 0 0	0 0 0-1	0 0 1 1	0 0 1 0
Oct. 25	San Diego	0 0 1 1	0 0 1 0	-	1 0 5 1	-	1 2 2 1	0 0 0 0
Oct. 29	Ontario	-	2 1 2 2	0 0 1 0	0 0 0 0	0 0 1 0	0 0 0-1	1 1 2 4
Nov. 1	at Abbotsford	-	1 1 1 0	0 0 2 2	1 0 2 0	-	0 1 2 0	0 0 1 0
Nov. 2	at Abbotsford	-	0 1 2 0	-	0 2 5 2	-	1 1 2-1	0 1 2 1
Nov. 5	San Diego	-	0 2 2 2	0 0 0 0	0 0 0-1	0 0 1-3	1 0 2 1	0 0 0-3
Nov. 7	at Bakersfield	-	1 0 2 0	0 0 0-1	0 0 2-1	1 0 1 0	0 1 2 0	0 0 2-1
Nov. 8	at Bakersfield	-	0 0 1-2	0 1 1 0	0 0 3-1	0 1 1 0	0 0 0-3	1 0 5-1
Nov. 15	Calgary	-	-	0 0 1 1	1 0 2 1	0 0 0-2	0 1 2-1	1 0 3-1
Nov. 16	Calgary	-	-	0 0 2 0	0 1 2 1	-	1 0 4 1	0 0 2 1
Nov. 21	Milwaukee	-	-	0 0 1 0	0 0 2 0	-	0 1 2 0	0 0 4 0
Nov. 22	Milwaukee	-	-	-	1 1 2 3	0 0 1 0	0 2 4 3	0 1 2 1
Nov. 28	at Ontario	-	-	-	0 1 3 0	0 0 0 0	0 0 8-1	0 0 2 1

Henderson Silver Knights Player Game By Game (3/4)

Player Game by Game Report

Date	Opp.	59 Hallum	63 Hemmerling	74 Kmec	75 McLain	77 Uchacz	78 Johansen	84 Davies
Oct. 10	Abbotsford	0 0 1 0	0 0 0 0	-	0 0 2 0	0 0 1 -1	0 0 0 -1	0 0 5 0
Oct. 11	Abbotsford	-	0 0 2 1	0 0 1 -2	0 0 2 0	0 0 1 -1	-	0 0 0 0
Oct. 17	at Ontario	0 0 1 0	-	0 0 2 0	-	0 0 1 0	-	0 1 0 1
Oct. 18	at San Diego	0 1 0 1	0 0 0 1	0 1 0 0	0 2 1 1	0 1 2 -1	-	0 0 1 -1
Oct. 24	San Diego	1 0 2 0	-	0 1 1 0	0 0 3 -1	0 0 1 -1	0 0 0 0	0 1 3 0
Oct. 25	San Diego	0 1 1 1	1 1 3 2	0 0 0 1	0 0 2 0	0 0 1 0	0 0 1 0	0 0 2 1
Oct. 29	Ontario	0 1 0 1	1 0 3 1	0 1 0 0	0 1 3 0	1 0 1 0	-	0 1 1 0
Nov. 1	at Abbotsford	0 2 0 2	0 0 2 0	-	0 0 3 0	1 1 3 0	0 0 1 2	0 1 3 0
Nov. 2	at Abbotsford	1 0 1 1	1 1 2 2	0 1 0 4	1 0 6 0	0 0 0 0	0 0 1 3	1 0 3 0
Nov. 5	San Diego	0 0 0 -1	0 0 0 -1	0 0 0 -1	0 0 1 -2	-	-	1 0 2 -1
Nov. 7	at Bakersfield	0 1 2 0	0 0 2 0	-	0 0 3 -1	0 0 0 0	0 0 0 0	0 0 3 -1
Nov. 8	at Bakersfield	0 0 0 0	0 0 1 0	-	0 0 3 1	0 1 3 0	0 1 2 0	0 0 6 2
Nov. 15	Calgary	0 0 1 1	-	0 1 1 -2	0 0 4 -3	0 0 0 -1	-	0 2 0 -3
Nov. 16	Calgary	0 1 1 1	0 1 0 0	-	0 0 1 0	0 1 2 -1	1 0 1 0	1 0 1 2
Nov. 21	Milwaukee	0 0 0 0	0 0 3 0	-	0 0 1 0	0 0 2 0	0 0 0 0	0 0 1 0
Nov. 22	Milwaukee	0 0 2 -1	0 0 2 2	0 0 1 0	0 0 1 0	0 0 2 0	1 0 2 0	0 1 1 2
Nov. 28	at Ontario	0 0 0 0	0 0 2 2	0 0 0 0	0 0 0 1	0 1 1 0	0 1 0 0	0 0 5 -1

Henderson Silver Knights Player Game By Game (4/4)

Player Game by Game Report

Date	Opp.	88 Megna	89 McKay	30 Lindbom	32 Vikman	39 Whitehead	79 Hart
Oct. 10	Abbotsford	0 0 0 0	-	2 28 OT	-	-	-
Oct. 11	Abbotsford	0 0 0 0	-		4 32 L	-	-
Oct. 17	at Ontario	0 0 1 0	0 0 0 0	0 18 W		-	-
Oct. 18	at San Diego	0 1 1 2	0 0 0 0		3 28 W	-	-
Oct. 24	San Diego	-	-	-	2 27 W		-
Oct. 25	San Diego	-	0 0 2 0	-		2 37 W	-
Oct. 29	Ontario	0 1 3 5	-	-	-	2 31 W	-
Nov. 1	at Abbotsford	0 0 0 0	-	-		1 25 W	-
Nov. 2	at Abbotsford	0 0 0 1	-	-	3 19 W		-
Nov. 5	San Diego	0 0 1 -2	-	-		6 19 L	-
Nov. 7	at Bakersfield	0 0 2 0	-	-	3 15 L		-
Nov. 8	at Bakersfield	0 0 1 -3	-	-		4 16 L	-
Nov. 15	Calgary	0 0 0 0	-	-	5 22 L	-	-
Nov. 16	Calgary	1 0 3 1	0 0 2 0	-		-	2 12 W
Nov. 21	Milwaukee	1 0 2 0	0 0 0 0	-		-	3 23 L
Nov. 22	Milwaukee	0 1 1 1	-	-	1 19 W	-	-
Nov. 28	at Ontario	0 0 1 1	-	-		-	4 12 L

Bakersfield Condors Player Game By Game (1/4)

Player Game by Game Report

Date	Opp.	15 Järventie	16 Pitlick	19 D'Amato	23 Hutson	37 Leppanen	39 Griffith	43 Petrov
Oct. 11	at San Jose	1 2 3 2	1 2 2 2	-	0 0 2 0	0 0 2 -1	1 0 1 0	0 0 1 0
Oct. 18	San Jose	1 0 2 0	0 1 1 0	-	1 0 7 0	0 0 0 1	0 0 2 0	0 0 0 0
Oct. 19	Coachella Valley	-	1 1 4 2	-	0 0 1 0	0 0 2 -3	0 1 1 0	0 0 2 1
Oct. 24	at Tucson	1 0 3 0	0 1 0 0	0 0 0 0	0 0 3 -2	0 0 4 -1	0 1 0 -1	0 0 1 0
Oct. 25	at Tucson	-	0 0 2 0	1 0 3 1	0 1 4 0	1 0 2 0	0 0 1 0	0 0 1 0
Oct. 28	at Colorado	0 1 2 -1	0 2 0 1	0 0 0 0	1 0 1 -1	0 1 2 -2	1 3 2 1	-
Oct. 29	at Colorado	-	0 0 1 0	0 0 0 -1	0 0 3 1	0 0 4 0	0 0 1 0	-
Nov. 1	at Calgary	0 0 2 0	1 0 2 -3	0 0 1 0	0 0 6 0	0 2 4 -1	0 0 1 -2	-
Nov. 2	at Calgary	-	0 1 0 -2	0 0 2 0	0 0 3 0	0 1 1 -2	0 0 1 -3	0 0 0 -1
Nov. 7	Henderson	0 1 1 1	0 1 0 -1	1 0 1 0	0 0 1 -1	0 0 2 -1	0 0 0 -1	-
Nov. 8	Henderson	1 0 3 0	0 0 1 -1	0 1 1 1	2 1 3 3	0 0 3 -2	0 3 0 3	-
Nov. 11	at Coachella Valley	0 0 4 -2	0 0 1 1	0 0 6 -1	0 2 2 0	0 1 5 0	1 0 1 -1	-
Nov. 14	at San Diego	0 0 2 -1	2 0 3 1	0 0 4 0	0 1 2 1	0 0 4 -1	0 0 0 -1	0 0 3 0
Nov. 15	Coachella Valley	2 0 5 1	0 0 0 -1	0 0 1 1	2 1 3 2	0 1 4 1	0 1 0 1	-
Nov. 18	Calgary	1 0 2 1	0 0 1 -1	-	1 2 1 2	0 3 1 2	0 0 0 1	-
Nov. 21	at Ontario	0 0 1 -2	0 0 1 0	0 0 0 0	1 0 1 0	0 0 3 -1	0 1 0 -1	-
Nov. 22	Ontario	0 0 0 0	0 0 0 1	0 0 1 0	0 0 1 1	0 0 0 0	0 0 2 -1	-

Player Stats (G, A, Shots, -/-) Goalie Stats (GA, SVS, Decision)

Bakersfield Condors Player Game By Game (2/4)

Player Game by Game Report

Date	Opp.	44 Brown	45 Copponi	46 Jones	52 Hamblin	53 Howard	55 Dineen	57 Marjala
Oct. 11	at San Jose	0 0 0 1	0 0 0 -1	1 1 4 -2	0 0 0 1	-	0 1 1 0	0 3 2 1
Oct. 18	San Jose	0 0 0 0	0 0 0 0	0 0 0 0	0 0 0 0	-	0 0 4 1	0 0 2 0
Oct. 19	Coachella Valley	0 0 0 1	0 1 3 1	1 0 1 -2	2 1 4 3	-	0 2 1 -1	0 0 0 -1
Oct. 24	at Tucson	0 0 2 -1	0 0 0 0	-	0 0 3 0	-	0 0 4 0	0 0 2 -1
Oct. 25	at Tucson	0 0 0 0	0 0 3 0	-	0 0 0 0	-	0 0 1 0	0 1 4 0
Oct. 28	at Colorado	0 0 1 0	0 0 1 0	0 0 1 0	2 0 3 2	-	0 0 2 -1	0 0 0 -1
Oct. 29	at Colorado	0 0 1 1	0 0 1 -1	0 0 1 1	0 0 1 0	-	1 0 4 1	0 1 1 1
Nov. 1	at Calgary	0 0 3 0	0 0 2 0	0 0 1 0	-	-	1 1 6 1	0 1 1 0
Nov. 2	at Calgary	0 0 0 -1	0 0 0 -3	0 0 2 -1	-	-	0 0 1 -1	1 0 4 -2
Nov. 7	Henderson	0 2 0 3	1 0 2 1	0 0 1 0	-	-	0 0 2 2	0 2 0 2
Nov. 8	Henderson	0 0 2 2	0 0 0 -1	0 0 0 -1	-	-	0 1 1 0	0 0 2 1
Nov. 11	at Coachella Valley	0 0 0 -1	0 0 2 -1	0 0 0 0	-	-	0 0 3 -3	1 1 3 -1
Nov. 14	at San Diego	-	1 0 3 -1	-	0 1 1 1	-	0 0 0 0	0 1 4 -1
Nov. 15	Coachella Valley	-	0 0 1 1	-	1 0 3 0	0 2 1 2	-	0 1 0 0
Nov. 18	Calgary	-	0 0 0 0	0 1 4 1	0 0 1 0	2 0 2 3	-	0 1 2 0
Nov. 21	at Ontario	-	0 0 0 0	0 0 2 -2	0 0 1 -1	0 2 3 1	-	1 0 1 0
Nov. 22	Ontario	-	0 0 0 0	1 0 3 0	0 0 0 -1	0 1 1 1	-	0 0 1 0

Player Stats (G, A, Shots, -/-) Goalie Stats (GA, SVS, Decision)

Bakersfield Condors Player Game By Game (3/4)

Player Game by Game Report

Date	Opp.	61 Stillman	63 Keppen	64 Clattenburg	68 Pitlick	73 Carfagna	77 Prokop	78 Millman
Oct. 11	at San Jose	1 0 3 0	-	0 0 1 0	1 0 7 -1	-	0 1 3 1	0 0 0 1
Oct. 18	San Jose	0 0 1 0	-	0 0 1 0	0 0 0 0	-	0 0 0 -1	0 0 0 -1
Oct. 19	Coachella Valley	0 0 1 1	0 0 2 0	0 1 1 0	0 0 2 -2	-	1 1 4 2	0 0 0 2
Oct. 24	at Tucson	0 0 1 -1	-	0 0 2 -1	0 0 0 -1	0 0 2 -2	0 0 1 -2	-
Oct. 25	at Tucson	0 0 0 0	0 0 0 0	0 0 0 0	1 1 2 1	0 0 2 1	0 0 1 1	-
Oct. 28	at Colorado	0 0 4 0	-	0 0 0 -1	0 0 0 0	0 1 1 2	0 0 2 2	-
Oct. 29	at Colorado	0 0 1 0	0 0 3 -1	0 0 0 0	0 0 0 0	0 0 1 -1	0 0 0 -1	-
Nov. 1	at Calgary	0 0 0 -1	0 0 1 0	1 0 2 0	0 1 3 -2	0 0 0 -1	-	0 0 1 -1
Nov. 2	at Calgary	0 0 1 -3	0 0 1 -1	0 0 0 -2	0 0 3 -3	0 0 1 -2	0 0 0 -3	-
Nov. 7	Henderson	0 0 1 -1	0 0 1 0	0 0 1 1	2 0 2 2	0 0 0 0	0 0 2 2	-
Nov. 8	Henderson	0 2 0 0	0 0 0 0	0 0 0 1	0 0 1 -2	1 0 1 2	0 0 1 2	-
Nov. 11	at Coachella Valley	0 1 2 -1	0 0 3 -1	0 0 0 -2	1 0 1 1	0 0 3 0	0 0 1 -1	-
Nov. 14	at San Diego	0 0 0 1	-	0 0 0 -1	0 1 0 1	0 1 0 -1	0 0 2 0	0 0 2 1
Nov. 15	Coachella Valley	0 1 2 0	-	0 0 1 0	0 0 1 -1	0 0 0 -1	0 0 1 3	0 1 1 2
Nov. 18	Calgary	0 0 1 0	-	0 0 0 0	0 0 2 -1	0 0 1 1	0 0 0 1	0 0 5 2
Nov. 21	at Ontario	0 0 0 -1	-	-	0 0 0 0	0 0 0 0	0 0 2 -1	0 1 2 0
Nov. 22	Ontario	1 0 1 1	0 0 1 0	-	-	0 0 1 1	0 0 2 -1	0 0 1 0

Player Stats (G, A, Shots, -/-) Goalie Stats (GA, SVS, Decision)

Bakersfield Condors Player Game By Game (4/4)

Player Game by Game Report

Date	Opp.	81 Samanski	82 Akey	29 Ingram	90 Tomkins
Oct. 11	at San Jose	0 1 1 0	-	-	7 29 L
Oct. 18	San Jose	0 1 1 0	-	1 21 W	
Oct. 19	Coachella Valley	0 0 1 -2	-		4 30 W
Oct. 24	at Tucson	0 0 0 -2	-	5 24 L	
Oct. 25	at Tucson	0 0 1 1	-		1 23 W
Oct. 28	at Colorado	0 0 1 -1	-	5 29 OT	
Oct. 29	at Colorado	0 0 0 0	-		2 28 L
Nov. 1	at Calgary	0 1 2 1	-		4 24 OT
Nov. 2	at Calgary	0 0 2 -1	-	5 15 L	
Nov. 7	Henderson	0 0 2 1	-		2 26 W
Nov. 8	Henderson	1 1 2 2	-		3 38 W
Nov. 11	at Coachella Valley	0 0 1 -2	-		6 18 L
Nov. 14	at San Diego	0 0 1 0	-	4 34 OT	
Nov. 15	Coachella Valley	1 1 1 2	0 1 2 1		3 28 W
Nov. 18	Calgary	1 1 1 3	0 0 2 0	2 25 W	
Nov. 21	at Ontario	0 0 0 -1	0 0 0 -1	3 21 L	
Nov. 22	Ontario	0 1 0 1	0 0 0 0		3 31 OT

Player Stats (G, A, Shots, -/-) Goalie Stats (GA, SVS, Decision)