



Henderson Silver Knights Game Notes



Coachella Valley Firebirds

December 20, 2023
AHL Game #391

Henderson Silver Knights

Overall: (14-8-1)
Home: (4-7-1)
Road: (10-1-0)



Overall: (13-10-3)
Home: (5-4-3)
Road: (8-6-0)

GOALIES

#	Name	Ht	Wt	GP	W	L	OT	SO	GAA	SV%
1	Cale Morris	6-1	193	1	0	1	0	0	1.02	0.977
30	Ales Stezka	6-4	203	6	3	2	0	0	4.03	0.879
45	Jack LaFontaine	6-2	202	2	2	0	0	0	2.46	0.914

SKATERS

#	Name	Pos	Ht	Wt	GP	G	A	Pts.	PIM	+/-
6	Peetro Seppala	D	6-2	192	17	1	5	6	6	10
8	Cale Fleury	D	6-1	205	23	3	6	9	12	5
9	Mitch Reinke	D	5-11	181	2	0	0	0	2	0
10	Luke Henman	F	5-11	170	12	2	1	3	0	4
15	John Hayden	F	6-3	223	22	1	3	4	29	-2
17	Max McCormick	F	5-11	188	21	11	12	23	15	7
19	Cameron Hughes	F	5-11	185	23	5	15	20	20	6
21	Ian McKinnon	F	6-2	212	4	0	0	0	12	0
22	Andrew Poturalski	F	5-10	185	17	4	10	14	10	0
23	Gustav Olofsson	D	6-2	201	15	1	2	3	6	3
27	Ryan Winterton	F	6-2	190	20	4	5	9	2	4
32	Tucker Robertson	F	5-10	190	10	3	1	4	7	4
33	Ville Petman	F	5-10	181	22	1	4	5	6	5
34	Marian Studenic	F	6-1	178	18	7	5	12	4	3
36	Ville Ottavainen	D	6-5	216	21	2	8	10	14	12
40	Jeremy McKenna	F	5-10	194	9	2	1	3	2	1
44	Jimmy Schuldt	D	6-1	203	20	0	4	4	2	-2
51	Shane Wright	F	6-0	198	20	9	7	16	6	-1
58	Connor Carrick	D	5-11	192	21	2	4	6	10	2
63	Jacob Melanson	F	6-1	205	22	2	4	6	52	1
96	Logan Morrison	F	6-0	179	23	6	10	16	0	7

GOALIES

#	Name	Ht	Wt	GP	W	L	OT	SO	GAA	SV%
31	Isaiah Saville	6-1	207	3	3	0	0	0	1.33	0.950
32	Jesper Vikman	6-4	205	4	3	0	0	0	2.53	0.917
68	Michael Bullion	6-1	200	0	0	0	0	0	0.00	0.000

SKATERS

#	Name	Pos	Ht	Wt	GP	G	A	Pts.	PIM	+/-
4	Mason Geertsen	F	6-4	228	18	2	0	2	59	-1
5	Daniil Chayka	D	6-3	200	23	0	4	4	6	-8
11	Mason Morelli	F	6-1	210	26	7	7	14	16	-1
12	Jakub Brabenec	F	6-1	180	16	4	4	8	8	0
13	Jakub Demek	F	6-4	210	20	1	4	5	12	-3
15	Christoffer Sedoff	D	6-1	201	22	0	5	5	8	-2
19	Brendan Brisson	F	6-1	191	26	9	11	20	18	1
24	Adam Cracknell	F	6-3	211	26	12	8	20	6	-4
40	Lukas Cormier	D	5-11	185	20	1	7	8	14	2
41	Brandon Hickey	D	6-2	195	11	0	1	1	4	-5
44	Layton Ahac	D	6-2	205	26	0	2	2	21	-11
45	Jake Bischoff	D	6-1	195	26	2	10	12	15	2
51	Byron Froese	F	6-1	195	23	5	3	8	10	-7
54	Grigori Denisenko	F	5-11	186	26	9	16	25	18	-3
56	Sheldon Rempal	F	5-11	173	26	10	7	17	12	-4
57	Mason Primeau	F	6-6	221	18	1	4	5	5	-4
65	Dysin Mayo	D	6-1	189	24	2	4	6	16	-2
67	Tyler Benson	F	6-1	190	20	2	7	9	6	-8
72	Gage Quinney	F	6-1	206	14	3	8	11	2	4
83	Daniel D'Amato	F	6-1	194	19	1	3	4	12	-4

Team Staff

Troy Bodie	Vice President of Hockey Operations
Dan Bylsma	Head Coach
Stu Bickel	Assistant Coach
Jessica Campbell	Assistant Coach
Colin Zulianello	Goaltending Coach
Erik Elenz	Video Coach
Affiliate:	Seattle Kraken

Team Staff

Tim Speltz	General Manager
Ryan Craig	Head Coach
Jamie Heward	Assistant Coach
Brent Kisio	Assistant Coach
Fred Brathwaite	Goaltending Coach
Sumit Singh	Video Coach
Affiliate:	Vegas Golden Knights

OFFICIALS

Referee	Nolan Bloyer (#95)
Referee	Graedy Hamilton (#41)
Linesperson	Joseph Mahon (#89)
Linesperson	Dan Leavitt (#9)

Standings

Eastern Conference

Atlantic Division

Rank	Team	GP	GR	W	L	OTL	SOL	PTS	PCT	GF	GA	PIM	RW	ROW	S/O	Home	Away	P10	STK
1	Hershey Bears	28	44	22	6	0	0	44	0.786	93	59	257	17	21	1-0	13-3-0-0	9-3-0-0	8-2-0-0	3-0-0-0
2	Hartford Wolf Pack	25	47	15	5	5	0	35	0.700	88	69	388	11	13	2-0	8-2-3-0	7-3-2-0	6-1-3-0	0-1-2-0
3	Wilkes-Barre/Scranton Penguins	26	46	14	9	3	0	31	0.596	75	75	332	13	14	0-0	7-4-3-0	7-5-0-0	6-3-1-0	3-0-0-0
4	Providence Bruins	27	45	13	10	2	2	30	0.556	80	81	344	11	13	0-2	5-5-1-2	8-5-1-0	7-2-1-0	0-2-1-0
5	Springfield Thunderbirds	25	47	14	9	2	0	30	0.600	78	65	321	9	13	1-0	10-3-1-0	4-6-1-0	7-2-1-0	0-1-0-0
6	Charlotte Checkers	25	47	13	10	2	0	28	0.560	72	71	311	10	13	0-0	7-6-1-0	6-4-1-0	4-4-2-0	2-0-2-0
7	Lehigh Valley Phantoms	26	46	11	11	4	0	26	0.500	73	80	483	9	11	0-0	6-6-1-0	5-5-3-0	3-5-2-0	0-2-0-0
8	Bridgeport Islanders	24	48	7	16	1	0	15	0.313	50	79	233	3	7	0-0	5-5-1-0	2-11-0-0	3-7-0-0	1-0-0-0

North Division

Rank	Team	GP	GR	W	L	OTL	SOL	PTS	PCT	GF	GA	PIM	RW	ROW	S/O	Home	Away	P10	STK
1	Cleveland Monsters	24	48	16	7	1	0	33	0.688	83	76	295	11	14	2-0	8-4-0-0	8-3-1-0	7-3-0-0	2-0-0-0
2	Syracuse Crunch	25	47	15	8	0	2	32	0.640	81	66	384	13	14	1-2	7-3-0-1	8-5-0-1	7-3-0-0	2-0-0-0
3	Toronto Marlies	23	49	12	7	3	1	28	0.609	83	65	341	9	11	1-1	6-4-2-0	6-3-1-1	4-4-1-1	4-0-0-0
4	Rochester Americans	23	49	12	8	2	1	27	0.587	78	92	283	5	10	2-1	5-2-2-0	7-6-0-1	5-4-0-1	0-1-0-0
5	Belleville Senators	24	48	10	10	2	2	24	0.500	68	81	322	6	9	1-2	6-4-1-2	4-6-1-0	4-3-2-1	0-2-1-0
6	Utica Comets	23	49	10	10	3	0	23	0.500	68	70	259	9	10	0-0	5-5-1-0	5-5-2-0	4-6-0-0	0-2-0-0
7	Laval Rocket	25	47	7	13	3	2	19	0.380	83	105	417	7	7	0-2	4-6-1-1	3-7-2-1	2-4-2-2	0-1-0-0

Western Conference

Central Division

Rank	Team	GP	GR	W	L	OTL	SOL	PTS	PCT	GF	GA	PIM	RW	ROW	S/O	Home	Away	P10	STK
1	Texas Stars	25	47	15	7	2	1	33	0.660	99	82	251	11	13	2-1	6-2-2-1	9-5-0-0	6-4-0-0	1-0-0-0
2	Milwaukee Admirals	23	49	13	9	1	0	27	0.587	69	63	294	8	13	0-0	5-4-0-0	8-5-1-0	6-3-1-0	0-1-0-0
3	Iowa Wild	25	47	11	12	1	1	24	0.480	62	74	387	10	10	1-1	5-6-0-1	6-6-1-0	5-5-0-0	0-1-0-0
4	Rockford IceHogs	24	48	10	11	3	0	23	0.479	67	82	323	8	9	1-0	5-6-1-0	5-5-2-0	2-6-2-0	1-0-1-0
5	Grand Rapids Griffins	25	47	9	12	3	1	22	0.440	68	80	307	8	9	0-1	7-4-1-0	2-8-2-1	4-4-2-0	1-0-1-0
6	Manitoba Moose	23	49	11	12	0	0	22	0.478	70	89	351	7	10	1-0	5-7-0-0	6-5-0-0	5-5-0-0	0-1-0-0
7	Chicago Wolves	24	48	8	13	1	2	19	0.396	71	85	335	7	8	0-2	5-5-1-1	3-8-0-1	4-5-0-1	3-0-0-1

Pacific Division

Rank	Team	GP	GR	W	L	OTL	SOL	PTS	PCT	GF	GA	PIM	RW	ROW	S/O	Home	Away	P10	STK
1	Calgary Wranglers	24	48	16	6	2	0	34	0.708	80	65	393	13	15	1-0	8-3-1-0	8-3-1-0	5-4-1-0	0-2-1-0
2	Ontario Reign	25	47	15	7	2	1	33	0.660	79	65	281	13	14	1-1	6-5-2-1	9-2-0-0	6-3-1-0	2-0-1-0
3	Tucson Roadrunners	24	48	14	8	1	1	30	0.625	69	70	376	13	14	0-1	6-5-0-1	8-3-1-0	6-3-1-0	0-1-0-0
4	Abbotsford Canucks	24	48	14	8	2	0	30	0.625	84	74	275	11	13	1-0	7-4-1-0	7-4-1-0	5-4-1-0	1-0-0-0
5	Coachella Valley Firebirds	23	49	14	8	1	0	29	0.630	78	63	264	11	13	1-0	4-7-1-0	10-1-0-0	6-3-1-0	0-1-0-0
6	Henderson Silver Knights	26	46	13	10	1	2	29	0.558	76	82	301	8	13	0-2	5-4-1-2	8-6-0-0	4-5-0-1	3-0-0-0
7	Colorado Eagles	25	47	12	9	3	1	28	0.560	75	72	295	11	12	0-1	7-4-1-0	5-5-2-1	5-4-0-1	2-0-0-1
8	San Jose Barracuda	23	49	8	11	4	0	20	0.435	74	85	318	8	8	0-0	6-7-3-0	2-4-1-0	5-5-0-0	2-0-0-0
9	San Diego Gulls	23	49	7	12	4	0	18	0.391	74	79	312	7	7	0-0	1-7-2-0	6-5-2-0	5-4-1-0	0-1-0-0
10	Bakersfield Condors	19	53	8	10	0	1	17	0.447	52	56	211	7	7	1-1	3-5-0-1	5-5-0-0	4-5-0-1	0-3-0-0

x = Clinched Playoff Position

y = Clinched Division

Tuesday, December 19 2023

Manitoba 3 at Chicago 6 Final
Grand Rapids 3 at Texas 4 Final OT

Wednesday, December 20 2023

Laval at Syracuse 7:00 pm EST
Providence at Toronto 7:00 pm EST
Cleveland at Rochester 7:05 pm EST
Grand Rapids at Texas 7:00 pm CST
Iowa at Milwaukee 7:00 pm CST
Calgary at Bakersfield 6:30 pm PST
Coachella Valley at Henderson 7:00 pm PST
Ontario at Abbotsford 7:00 pm PST
Rockford at San Diego 7:00 pm PST
Tucson at San Jose 7:00 pm PST

Thursday, December 21 2023

Lehigh Valley at Charlotte 7:00 pm EST
Wilkes-Barre/Scranton at Belleville 7:00 pm EST
Ontario at Abbotsford 7:00 pm PST

Conference Standings

Eastern Conference

Rank	Team	GP	GR	W	L	OTL	SOL	PTS	PCT	GF	GA	S/O	RW	ROW	Home	Away	P10	STK
1	Hershey Bears	28	44	22	6	0	0	44	0.786	93	59	1-0	17	21	13-3-0-0	9-3-0-0	8-2-0-0	3-0-0-0
2	Hartford Wolf Pack	25	47	15	5	5	0	35	0.700	88	69	2-0	11	13	8-2-3-0	7-3-2-0	6-1-3-0	0-1-2-0
3	Cleveland Monsters	24	48	16	7	1	0	33	0.688	83	76	2-0	11	14	8-4-0-0	8-3-1-0	7-3-0-0	2-0-0-0
4	Syracuse Crunch	25	47	15	8	0	2	32	0.640	81	66	1-2	13	14	7-3-0-1	8-5-0-1	7-3-0-0	2-0-0-0
5	Wilkes-Barre/Scranton Penguins	26	46	14	9	3	0	31	0.596	75	75	0-0	13	14	7-4-3-0	7-5-0-0	6-3-1-0	3-0-0-0
6	Providence Bruins	27	45	13	10	2	2	30	0.556	80	81	0-2	11	13	5-5-1-2	8-5-1-0	7-2-1-0	0-2-1-0
7	Springfield Thunderbirds	25	47	14	9	2	0	30	0.600	78	65	1-0	9	13	10-3-1-0	4-6-1-0	7-2-1-0	0-1-0-0
8	Charlotte Checkers	25	47	13	10	2	0	28	0.560	72	71	0-0	10	13	7-6-1-0	6-4-1-0	4-4-2-0	2-0-2-0
9	Toronto Marlies	23	49	12	7	3	1	28	0.609	83	65	1-1	9	11	6-4-2-0	6-3-1-1	4-4-1-1	4-0-0-0
10	Rochester Americans	23	49	12	8	2	1	27	0.587	78	92	2-1	5	10	5-2-2-0	7-6-0-1	5-4-0-1	0-1-0-0
11	Lehigh Valley Phantoms	26	46	11	11	4	0	26	0.500	73	80	0-0	9	11	6-6-1-0	5-5-3-0	3-5-2-0	0-2-0-0
12	Belleville Senators	24	48	10	10	2	2	24	0.500	68	81	1-2	6	9	6-4-1-2	4-6-1-0	4-3-2-1	0-2-1-0
13	Utica Comets	23	49	10	10	3	0	23	0.500	68	70	0-0	9	10	5-5-1-0	5-5-2-0	4-6-0-0	0-2-0-0
14	Laval Rocket	25	47	7	13	3	2	19	0.380	83	105	0-2	7	7	4-6-1-1	3-7-2-1	2-4-2-2	0-1-0-0
15	Bridgeport Islanders	24	48	7	16	1	0	15	0.313	50	79	0-0	3	7	5-5-1-0	2-11-0-0	3-7-0-0	1-0-0-0

Western Conference

Rank	Team	GP	GR	W	L	OTL	SOL	PTS	PCT	GF	GA	S/O	RW	ROW	Home	Away	P10	STK
1	Calgary Wranglers	24	48	16	6	2	0	34	0.708	80	65	1-0	13	15	8-3-1-0	8-3-1-0	5-4-1-0	0-2-1-0
2	Ontario Reign	25	47	15	7	2	1	33	0.660	79	65	1-1	13	14	6-5-2-1	9-2-0-0	6-3-1-0	2-0-1-0
3	Texas Stars	25	47	15	7	2	1	33	0.660	99	82	2-1	11	13	6-2-2-1	9-5-0-0	6-4-0-0	1-0-0-0
4	Tucson Roadrunners	24	48	14	8	1	1	30	0.625	69	70	0-1	13	14	6-5-0-1	8-3-1-0	6-3-1-0	0-1-0-0
5	Abbotsford Canucks	24	48	14	8	2	0	30	0.625	84	74	1-0	11	13	7-4-1-0	7-4-1-0	5-4-1-0	1-0-0-0
6	Coachella Valley Firebirds	23	49	14	8	1	0	29	0.630	78	63	1-0	11	13	4-7-1-0	10-1-0-0	6-3-1-0	0-1-0-0
7	Henderson Silver Knights	26	46	13	10	1	2	29	0.558	76	82	0-2	8	13	5-4-1-2	8-6-0-0	4-5-0-1	3-0-0-0
8	Colorado Eagles	25	47	12	9	3	1	28	0.560	75	72	0-1	11	12	7-4-1-0	5-5-2-1	5-4-0-1	2-0-0-1
9	Milwaukee Admirals	23	49	13	9	1	0	27	0.587	69	63	0-0	8	13	5-4-0-0	8-5-1-0	6-3-1-0	0-1-0-0
10	Iowa Wild	25	47	11	12	1	1	24	0.480	62	74	1-1	10	10	5-6-0-1	6-6-1-0	5-5-0-0	0-1-0-0
11	Rockford IceHogs	24	48	10	11	3	0	23	0.479	67	82	1-0	8	9	5-6-1-0	5-5-2-0	2-6-2-0	1-0-1-0
12	Grand Rapids Griffins	25	47	9	12	3	1	22	0.440	68	80	0-1	8	9	7-4-1-0	2-8-2-1	4-4-2-0	1-0-1-0
13	Manitoba Moose	23	49	11	12	0	0	22	0.478	70	89	1-0	7	10	5-7-0-0	6-5-0-0	5-5-0-0	0-1-0-0
14	San Jose Barracuda	23	49	8	11	4	0	20	0.435	74	85	0-0	8	8	6-7-3-0	2-4-1-0	5-5-0-0	2-0-0-0
15	Chicago Wolves	24	48	8	13	1	2	19	0.396	71	85	0-2	7	8	5-5-1-1	3-8-0-1	4-5-0-1	3-0-0-1
16	San Diego Gulls	23	49	7	12	4	0	18	0.391	74	79	0-0	7	7	1-7-2-0	6-5-2-0	5-4-1-0	0-1-0-0
17	Bakersfield Condors	19	53	8	10	0	1	17	0.447	52	56	1-1	7	7	3-5-0-1	5-5-0-0	4-5-0-1	0-3-0-0

x = Clinched Playoff Position

y = Clinched Division

Specialty Team Records

Team Power Play

Rank	Team	GP	ADV	GF	PP%	SHGA
1	Chicago Wolves	24	93	23	24.7	1
2	Lehigh Valley Phantoms	26	103	25	24.3	3
3	Texas Stars	25	96	23	24.0	2
4	Hartford Wolf Pack	25	105	24	22.9	4
5	Hershey Bears	28	97	22	22.7	1
6	Rochester Americans	23	77	17	22.1	6
7	Manitoba Moose	23	75	16	21.3	5
8	San Diego Gulls	23	82	17	20.7	1
9	Milwaukee Admirals	23	73	15	20.5	1
10	Henderson Silver Knights	26	112	23	20.5	2
11	Ontario Reign	25	110	22	20.0	5
12	Syracuse Crunch	25	103	20	19.4	5
13	Wilkes-Barre/Scranton Penguins	26	109	21	19.3	4
14	Springfield Thunderbirds	25	99	19	19.2	0
15	Grand Rapids Griffins	25	85	16	18.8	2
16	Iowa Wild	25	96	18	18.8	3
17	Coachella Valley Firebirds	23	92	17	18.5	1
18	San Jose Barracuda	23	100	18	18.0	3
19	Cleveland Monsters	24	93	16	17.2	2
20	Rockford IceHogs	24	99	17	17.2	4
21	Calgary Wranglers	24	100	17	17.0	1
22	Colorado Eagles	25	83	14	16.9	1
23	Providence Bruins	27	125	20	16.0	2
24	Laval Rocket	25	115	18	15.7	5
25	Toronto Marlies	23	101	15	14.9	1
26	Charlotte Checkers	25	104	15	14.4	3
27	Abbotsford Canucks	24	91	13	14.3	3
28	Bakersfield Condors	19	72	10	13.9	3
29	Belleville Senators	24	101	14	13.9	7
30	Bridgeport Islanders	24	80	11	13.8	2
31	Tucson Roadrunners	24	78	8	10.3	1
32	Utica Comets	23	85	8	9.4	4

Team Penalty Kill

Rank	Team	GP	TSH	PPGA	PK%	SHGF
1	Utica Comets	23	85	10	88.2	5
2	Charlotte Checkers	25	103	13	87.4	1
3	Wilkes-Barre/Scranton Penguins	26	103	13	87.4	2
4	Syracuse Crunch	25	119	16	86.6	6
5	Abbotsford Canucks	24	97	14	85.6	6
6	Hartford Wolf Pack	25	103	15	85.4	2
7	Hershey Bears	28	96	14	85.4	2
8	Bridgeport Islanders	24	75	11	85.3	1
9	Tucson Roadrunners	24	101	15	85.1	4
10	Ontario Reign	25	86	13	84.9	1
11	Calgary Wranglers	24	117	18	84.6	3
12	Henderson Silver Knights	26	93	15	83.9	1
13	Springfield Thunderbirds	25	99	16	83.8	5
14	Colorado Eagles	25	86	14	83.7	2
15	Chicago Wolves	24	89	15	83.1	2
16	Milwaukee Admirals	23	88	15	83.0	4
17	Toronto Marlies	23	82	15	81.7	2
18	Lehigh Valley Phantoms	26	122	24	80.3	3
19	Grand Rapids Griffins	25	89	18	79.8	1
20	Rockford IceHogs	24	85	18	78.8	2
21	Bakersfield Condors	19	66	14	78.8	0
22	Belleville Senators	24	94	20	78.7	3
23	Cleveland Monsters	24	103	22	78.6	1
24	San Jose Barracuda	23	98	21	78.6	2
25	Laval Rocket	25	107	23	78.5	8
26	Iowa Wild	25	93	20	78.5	3
27	Texas Stars	25	91	20	78.0	1
28	San Diego Gulls	23	102	23	77.5	3
29	Manitoba Moose	23	101	23	77.2	3
30	Rochester Americans	23	89	21	76.4	5
31	Coachella Valley Firebirds	23	72	17	76.4	2
32	Providence Bruins	27	100	26	74.0	2



Game 27: Silver Knights (13-10-1-2, 29 pts) vs. Coachella Valley Firebirds (14-8-1-0, 29 pts)

The Knights' Tale - The Silver Knights are back on home ice for their final three games before the Christmas break, hosting the Coachella Valley Firebirds at The Dollar Loan Center on Wednesday. The Silver Knights polished off a five-game road trip on Saturday with a 3-1 win over the San Diego Gulls, their third straight victory. Mason Morelli scored twice for Henderson, and Jonas Røndbjerg's power play goal was the game-winner. Isaiah Saville made 26 saves in the win.

Happy Travels - The HSK got back on track during their California road trip, winning their final three games in San Jose, Ontario, and San Diego. The Silver Knights have won three straight for the first time since November 3, what was the final game of a four-game winning streak. During their current three game winning streak, the Silver Knights have outscored opponents 11-4 and have scored four power play goals.

Mayor of Save-ville - Goaltender Isaiah Saville has come roaring back to game action since being activated from injured reserve, earning victories in each of his first three starts of the season. Saville boasts a .950 save percentage through his first three starts. He has given up just one goal in two of his three appearances. Prior to Saville's return, the Silver Knights had not given up fewer than two goals in a game all season.

Putting Up Points - Grigori Denisenko and Brendan Brisson both ride three game points streaks into Wednesday night. Denisenko has four assists in his last three games, and Brisson has a goal and four points.

On the Firebirds - The Firebirds have points in six of their last seven games (5-1-1) and sit fifth in the Pacific Division, shoulder to shoulder with Henderson. They are coming off a 1-0 loss to Colorado on Sunday. Max McCormick has three goals and six points in his last four games. Andrew Poturalski has two goals and five points his last six games.

Season Series

11/15 - CV 4, HSK 5	1/24 - CV @ HSK
12/20 - CV @ HSK	2/10 - HSK @ CV
1/15 - HSK @ CV	2/18 - HSK @ CV
1/17 - HSK @ CV	3/30 - CV @ HSK

AHL Game #391

Wednesday, December 20 - 7:00 PM PT

The Dollar Loan Center - Henderson, NV

Watch: Vegas 34; AHLTV

Listen: 1230AM The Game

Henderson Leaders

Goals:	Cracknell	12
Assists:	Denisenko	16
Points:	Denisenko	25
PP Goals:	Cracknell	6
SH Goals:	Mayo	1
GW Goals:	Denisenko	3
Shots:	Rempal	98
Plus/Minus:	Quinney	4
PIM:	Geertsen	59
Wins:	Patera	6
GAA:	Patera	3.17
Save%:	Patera	.900
Shutouts:	---	--

Coachella Leaders

Goals:	McCormick	11
Assists:	Lind	16
Points:	McCormick	23
PP Goals:	Poturalski	4
SH Goals:	Winterton/Morrison	1
GW Goals:	Multiple players	2
Shots:	Lind	65
Plus/Minus:	Ottavainen	12
PIM:	Melanson	52
Wins:	Driedger	9
GAA:	Driedger	2.20
Save%:	Driedger	.916
Shutouts:	Driedger	2

2023-24 vs Coachella

Overall: 1-0-0-0

Home: 1-0-0-0

Road: 0-0-0-0

Current Streak: 2-0-0-0

All-time record vs Coachella Valley: 3-4-0-2



Active Roster (23 Players)								
No.	Name	Pos	Sh	Ht	Wt	Born	Birthplace	Pronunciation
4	Mason Geertsen	F	L	6-4	228	Apr. 19, 1995	Drayton Valley, AB	GUHRT-suhn
5	Daniil Chayka	D	L	6-3	200	Oct. 22, 2002	Moscow, RUS	CHAY-kuh
11	Mason Morelli	F	L	6-0	210	Feb. 1, 1996	Minot, ND	mohr-EHL-ee
12	Jakub Brabenec	F	L	6-1	180	Sep. 11, 2003	Jihlava, CZE	BRA-buh-nehts
13	Jakub Demek	F	L	6-4	210	Jun. 6, 2003	Kosice, SVK	DEHM-ehk
15	Christoffer Sedoff	D	L	6-1	201	Feb. 20, 2002	Helsinki, FIN	SEHD-awf
19	Brendan Brisson	F	L	6-0	191	Oct. 22, 2001	Manhattan Beach, CA	brih-SAHN
24	Adam Cracknell	F	R	6-3	211	Jul. 15, 1985	Prince Albert, SK	KRAK-nehl
40	Lukas Cormier	D	L	5-11	185	Mar. 27, 2002	Ste-Marie-de-Kent, NB	KOHR-mee-ay
41	Brandon Hickey	D	L	6-2	195	Apr. 13, 1996	Edmonton, AB	HIHK-ee
44	Layton Ahac	D	L	6-2	205	Feb. 22, 2001	North Vancouver, BC	AY-hack
45	Jake Bischoff	D	L	6-1	195	Jul. 25, 1994	Cambridge, MN	BIHSH-awf
51	Byron Froese	F	R	6-0	195	Mar. 12, 1991	Winkler, MB	FRAYZ
54	Grigori Denisenko	F	R	5-11	196	Jun. 24, 2000	Novosibirsk, RUS	dehn-ih-SEHNK-oh
56	Sheldon Rempal	F	R	5-11	173	Aug. 7, 1995	Calgary, AB	REHMP-uhl
57	Mason Primeau	F	L	6-6	221	Jul. 28, 2001	Toronto, ON	PREE-moh
65	Dysin Mayo	D	R	6-0	189	Aug. 17, 1996	Victoria, BC	MAY-oh
67	Tyler Benson	F	L	6-0	190	Mar. 15, 1998	Edmonton, AB	BEHN-suhn
72	Gage Quinney	F	L	6-0	206	Jul. 29, 1995	Las Vegas, NV	KWIHN -ee
83	Daniel D'Amato	F	L	6-1	194	Apr. 8, 2001	Maple, ON	Duh-MAHT-oh
31	Isaiah Saville	G	R	6-1	207	Sep. 21, 2000	Anchorage, AK	suh-VIHL
32	Jesper Vikman	G	L	6-4	205	Mar. 11, 2002	Stockholm, SWE	VIKE-muhn
68	Michael Bullion	G	R	6-1	200	May 14, 1997	Anchorage, AK	BOOL-yahn

In Vegas (NHL)								
No.	Name	Pos	Sh	Ht	Wt	Born	Birthplace	Pronunciation
6	Kaedan Korczak	D	R	6-3	202	Jan. 29, 2001	Yorkton, SK	KOHR-zak
30	Jiri Patera	G	L	6-3	212	Feb. 24, 1999	Prague, CZE	pa-TEHR-uh
46	Jonas Rondbjerg	F	L	6-2	202	Mar. 31, 1999	Horsholm, DEN	ROHND-b'yuhrg

Savannah (ECHL)								
No.	Name	Pos	Sh	Ht	Wt	Born	Birthplace	Pronunciation
42	Alex Svetlikoff	F	L	6-3	206	Jul. 6, 2001	Kelowna, BC	SWEHT-lih-kawf
47	Patrick Guay	F	L	5-9	180	Apr. 29, 2002	Magog, QC	GAY
68	Jordan Papirny	G	L	6-1	185	Apr. 10, 1996	Edmonton, AB	Puh-PUHR-nee
74	Noah Carroll	D	L	6-1	191	Dec. 2, 1997	Strathroy, ON	KAIR-uhl



Most Recent...

Overall

Win: 3-1 (@ SD, 12/16/23)
 Loss: 6-1 (@ SJ, 12/8/23)
 OTW/SOW: 3-2 OT (@ ONT, 12/13/23)
 OTL/SOL: 4-3 SO (vs BAK, 11/29/23)

At Home

Win: 3-2 OT (vs TUC, 11/26/23)
 Loss: 7-4 (vs CGY, 12/3/23)
 OTW/SOW: 3-2 OT (vs TUC, 11/26/23)
 OTL/SOL: 4-3 SO (vs BAK, 11/29/23)

On Road

Win: 3-1 (@ SD, 12/16/23)
 Loss: 6-1 (@ SJ, 12/8/23)
 OTW/SOW: 3-2 OT (@ ONT, 12/13/23)
 OTL/SOL: -- (@ -, -/-)

By Game...

Overall Record/Streak 13-10-1-2/ W3
 Home Record/Streak 5-4-1-2/ L2
 Road Record/Streak 8-6-0-0/ W3
 Last 5 Games 3-2-0-0
 Last 10 Games 4-5-0-1
 1-goal Games 7-2-1-2
 2-goal Games 3-3-0-0
 3-goal Games 1-2-0-0
 Scoring First 7-2-0-0
 Opponent Scores First 6-8-1-2
 Outshoot Opponent 6-4-0-2
 Outshot by Opponent 6-6-1-0
 Shots Even 1-0-0-0
 Overtime Record 5-1
 Shootout Record 0-2

By Month/Day...

October 6-2-0-0; 12 PTS
 November 4-4-1-2; 11 PTS
 December 3-4-0-0; 6 PTS
 January 0-0-0-0; 0 PTS
 February 0-0-0-0; 0 PTS
 March 0-0-0-0; 0 PTS
 April 0-0-0-0; 0 PTS
 May 0-0-0-0; 0 PTS
 June 0-0-0-0; 0 PTS

Monday 0-0-0-0
 Tuesday 0-3-0-0
 Wednesday 4-1-0-1
 Thursday 0-0-0-0
 Friday 3-3-1-0
 Saturday 4-2-0-1
 Sunday 2-1-0-0

By Period...

Leading After 1st 5-0-0-0
 Trailing After 1st 2-7-0-2
 Tied After 1st 6-3-1-0
 Leading After 2nd 7-0-1-0
 Trailing After 2nd 4-9-0-1
 Tied After 2nd 2-1-0-1

By Division/Conference...

Pacific Division 11-10-1-2
 Central Division 2-0-0-0
 WESTERN CONFERENCE 13-10-1-2
 Atlantic Division 0-0-0-0
 North Division 0-0-0-0
 EASTERN CONFERENCE 0-0-0-0

By Opponent, 2023-24 Season...

Abbotsford	1-1-1-1	Iowa	2-0-0-0
Bakersfield	0-2-0-1	Milwaukee	0-0-0-0
Calgary	0-2-0-0	Ontario	1-2-0-0
Coachella	1-0-0-0	San Diego	2-0-0-0
Colorado	1-1-0-0	San Jose	4-1-0-0
		Tucson	1-1-0-0

By Opponent, All-Time...

Abbotsford	6-6-3-1	Milwaukee	0-0-0-0
Bakersfield	9-18-0-2	Ontario	10-11-1-1
Calgary	5-5-0-0	Rockford	2-2-0-0
Coachella	3-4-0-2	San Diego	12-12-0-0
Colorado	13-9-0-1	San Jose	19-9-0-1
Iowa	4-2-0-0	Stockton	5-1-1-1
		Tucson	14-10-0-0



Goals By Period...

	1st	2nd	3rd	OT	SO	Total	Avg.
Henderson	23	21	27	5	0	76	2.92
Opponent	29	30	20	1	2	82	3.15

Shots By Period...

	1st	2nd	3rd	OT	SO	Total	Avg.
Henderson	263	256	241	17	0	777	29.9
Opponent	269	264	250	12	2	797	30.7

Power Play Statistics...

	Goals	Attempts	%
Overall	23	112	20.5 (9 th AHL)
Home	14	62	22.6 (4 th AHL)
Road	9	50	18.0 (19 th AHL)
Last 10 Games	12	51	23.5
	SH Goals Allowed		2
5-on-3 Overall	3	5	60.0
Home	2	3	66.7
Road	1	2	50.0
	SH Goals Allowed		0

Penalty Kill Statistics...

	Kills	Attempts	%
Overall	78	93	83.9 (12 th AHL)
Home	41	47	87.2 (6 th AHL)
Road	37	46	80.4 (21 st AHL)
Last 10 Games	30	35	85.7
	SH Goals Scored		1
5-on-3 Overall	3	4	75.0
Home	3	3	100.0
Road	0	1	0.0
	SH Goals Scored		0

Situational Scoring...

	For	Against
6-on-5	0	1
6-on-4	1	1
6-on-3	0	0
5-on-5	39	57
5-on-4	19	13
5-on-3	3	1
4-on-4	2	3
4-on-3	0	0
3-on-3 (including OT)	4	1
3-on-4	0	0
3-on-5	0	0
3-on-6	0	0
4-on-5	1	2
4-on-6	0	0
5-on-6	6	2
Empty Net	6	2
Penalty Shots	0	0

Shootout Statistics...

Shooter	Goals	Attempts	%
Sheldon Rempal	1	1	100.0
Brendan Brisson	0	2	0.0
Grigori Denisenko	0	2	0.0
Gage Quinney	0	2	0.0
Jonas Røndbjerg	0	1	0.0
Lukas Cormier	0	1	0.0
Jakub Brabenec	0	1	0.0
Tyler Benson	0	0	0.0
Adam Cracknell	0	0	0.0

Goaltender (W-L)	Saves	Attempts	%
Jiri Patera (0-1)	4	6	.667
Jesper Vikman (0-0)	0	0	0.0
Jordan Papirny (0-1)	3	4	.750



Team Single-Game Highs/Lows...

	<i>Silver Knights</i>	<i>Opponent</i>
Most Goals For:	7 (10.14 @ IA)	7 (12.3 vs CGY)
Fewest Goals For:	0 (11.21 @ BAK)	1 (12.16 @ SD)
Most Goals in a Period:	3 (3 rd , 11.15 vs CV)	3 (3 rd , 12.8 @ SJ)
Most Power Play Goals:	3 (11.29 vs BAK)	3 (11.7 @ COL)
Most Shorthanded Goals:	1 (10.20 vs SJ)	1 (11.17 vs ABB)
Most Shots For:	47 (12.3 vs CGY)	43 (11.17 vs ABB)
Fewest Shots For:	16 (10.14 @ IA)	21 (12.13 @ ONT)
Most Shots in a Period:	21 (3 rd , 12.3 vs CGY)	20 (3 rd , 11.17 vs ABB)
Fewest Shots in a Period:	3 (3 rd , 10.14 @ IA)	2 (2 nd , 12.9 @ SJ)
Fastest Goal to Start Game	:39 (Froese, 10.14 @ IA)	3:15 (Tynan, 12.13 @ ONT)
Fastest Goal to Start Period	:16 (Morelli, 2 nd , 10.20 vs SJ)	:25 (Tracey, 3 rd , 12.16 @ SD)
Latest Goal in a Game (Regulation)	59:54 (Morelli, 12.16 @ SD)	59:44 (Wright, 11.15 vs CV)
Latest Goal in a Period	19:54 (Morelli, 3 rd , 12.16 @ SD)	19:44 (Wright, 3 rd , 11.15 vs CV)
Fastest Back-to-Back Goals	:11 (10.21 vs SJ)	:19 (12.3 vs CGY)
Most Power Plays	7 (12.3 vs CGY)	8 (11.15 vs CV)
Most Penalty Minutes	39 (10.13 @ IA)	41 (11.26 vs TUC)
Fewest Penalty Minutes	4 (12.13 @ ONT)	2 (11.21 @ BAK)
Longest Winning Streak	4 (10.13-10.21)	
Longest Unbeaten Streak	4 (11.8-11.18)	
Longest Losing Streak	4 (12.1-12.8)	
Longest Winless Streak	5 (11.29-12.8)	

Individual Single-Game Highs/Lows...

	<i>Silver Knights</i>	<i>Opponent</i>
Most Goals Scored:	3 (Cracknell, 12.9 @ SJ)	2 (Kerins, 12.3 vs CGY)
Most Assists:	2 (Denisenko, 12.13 @ ONT)	3 (Gushchin, 12.8 @ SJ)
Most Points:	3 (Cracknell, 12.9 @ SJ)	4 (Gushchin, 12.8 @ SJ)
Most Power Play Goals:	2 (Cracknell 12.9 @ SJ)	2 (Lavoie, 10.24 @ BAK)
Most Shorthanded Goals:	1 (Mayo, 10.20 vs SJ)	1 (Dries, 11.17 vs ABB)
Most Shots For:	8 (Rempal, 11.29 vs BAK)	8 (Bordeleau, 12.9 @ SJ)
Highest Plus/Minus:	3 (Swetlikoff, 10.29 vs SD)	4 (Moverare/Clarke, 10.27 vs ONT)
Lowest Plus/Minus	-4 (Froese/Benson, 12.8 @ SJ)	-3 (Hunt, 10.14 @ IA)
Most Saves:	40 (Patera, 11.17 vs ABB)	43 (Wolf, 12.3 vs CGY)
Most Saves in a Period:	19 (Patera, 3 rd , 11.17 vs ABB)	19 (Wolf 3 rd , 12.3 vs CGY)
Goal-Scoring Streak:	3 (Rempal 10.13-10.20)	
Assist Streak:	3 (Brisson/Denisenko 12.9-12.16)	
Points Streak:	4 (Rondbjerg 11.25-12.1)	
Wins Streak (Goaltender):	3 (Saville 12.9-12.16)	
Shutout Streak, mins (Goaltender):	71:55 (Saville 12.13-12.16)	
Consecutive Starts (Goaltender):	5 (Patera 11.4-11.17)	
Consecutive Appearances (Goal):	6 (Patera 11.3-11.17)	



Multiple Points Games

3-point Performances

Denisenko (10.14, 1-2-3); Rempal (10.14, 2-1-3); Morelli (10.20, 1-2-3); Quinney (10.21, 1-2-3); Cracknell (11.8, 1-2-3); Brisson (11.15, 1-2-3); Cracknell (12.9, 3-0-3)

4-point Performances

5-point Performances

Hat Tricks

Cracknell (12.9 @ SJ)

Shutouts

Wins

Date Goaltender Opponent Saves Score

Losses

Date Goaltender Opponent Saves Score

11.4 Silovs ABB 23 2-0
11.21 Campbell BAK 30 2-0

Penalty Shots

Henderson

Date Shooter Opponent Goaltender Result

Opponent

Date Shooter Opponent Goaltender Result



Recent Transactions

- 11.6 G Jordan Papirny recalled from Savannah (ECHL)
- 11.7 F Jonas Rondbjerg recalled by Vegas (NHL)
- 11.10 D Kaedan Korczak assigned to Henderson by Vegas (NHL)
- 11.11 F Jonas Rondbjerg assigned to Henderson by Vegas (NHL)
- 11.12 F Jonas Rondbjerg recalled by Vegas (NHL)
- 11.21 F Patrick Guay assigned to Savannah (ECHL)
- 11.21 F Jonas Rondbjerg assigned to Henderson by Vegas (NHL)
- 11.26 D Kaedan Korczak recalled by Vegas (NHL)
- 11.27 D Noah Carroll recalled from Savannah (ECHL)
- 12.2 G Jiri Patera recalled by Vegas (NHL)
- 12.2 G David Tendeck signed to professional tryout agreement (PTO)
- 12.8 G Isaiah Saville assigned to Henderson by Vegas (NHL)
- 12.10 G David Tendeck released from his professional tryout agreement (PTO)
- 12.12 F Alex Swetlikoff reassigned to Savannah (ECHL)
- 12.12 D Noah Carroll reassigned to Savannah (ECHL)
- 12.17 G Jiri Patera assigned to Henderson by Vegas (NHL)
- 12.17 G Jordan Papirny assigned to Savannah (ECHL)
- 12.18 G Jiri Patera recalled by Vegas (NHL)
- 12.18 F Jonas Rondbjerg recalled by Vegas (NHL)
- 12.19 G Michel Bullion signed to professional tryout agreement (PTO)

Upcoming Milestones

- F Byron Froese is 11 points shy of 300 for his AHL career
- F Sheldon Rempal is nine goals shy of 100 for his AHL career
- F Sheldon Rempal is nine games shy of 300 for AHL career



Milestones Achieved

- Head Coach Ryan Craig earned first career head coaching victory @ Iowa on 10.13.23
- F Jakub Brabenec recorded first AHL point with an assist @ Iowa on 10.13.23
- F Adam Cracknell scored 200th AHL goal @ Iowa on 10.14.23
- F Tyler Benson recorded 200th professional point @ Iowa on 10.14.23
- D Christoffer Sedoff recorded first AHL point with an assist @ Iowa on 10.14.23
- F Jakub Demek recorded first AHL point with an assist @ Iowa on 10.14.23
- F Jakub Brabenec scored first AHL goal vs San Jose on 10.20.23
- G Jesper Vikman earned first AHL win vs San Jose on 10.21.23
- F Mason Morelli played in his 200th career AHL game @ Bakersfield on 10.24.23
- F Mason Geertsen recorded 800th professional penalty minute @ San Jose on 10.25.23
- F Alex Swetlikoff scored first AHL goal vs Ontario on 10.27.23
- F Adam Cracknell played in his 700th career AHL game @ Abbotsford on 11.3.23
- F Gage Quinney played in his 300th career AHL game vs Coachella Valley on 11.15.23
- F Mason Morelli recorded his 100th career AHL point vs Coachella Valley on 11.15.23
- F Gage Quinney recorded his 100th career AHL goal vs Tucson on 11.26.23
- F Mason Primeau played in his 100th career AHL game vs Bakersfield on 11.29.23
- D Layton Ahac played in his 100th career AHL game vs Calgary on 12.3.23
- Silver Knights earned 100th regular-season victory in franchise history @ San Jose on 12.9.23



Franchise History...

General Managers

Year	Name	Record	Pts
2020-21	Kelly McCrimmon	25-13-0-1	51
2021-22	Tim Speltz	35-28-4-1	75
2022-23	Tim Speltz	29-38-0-5	63
2023-24	Tim Speltz	13-10-1-2	29

Head Coaches

Year	Name	Record	Pts
2020-21	Manny Viveiros	25-13-0-1	51
2021-22	Manny Viveiros	35-28-4-1	75
2022-23	Manny Viveiros	29-38-0-5	63
2023-24	Ryan Craig	13-10-1-2	29

Team Captains

Year	Captain
2020-21	Patrick Brown; Ryan Murphy**
2021-22	Brayden Pachal
2022-23	Brayden Pachal
2023-24	Jake Bischoff

**Mid-season Replacment

Silver Knights All-Stars

Year	Name
2020-21	No All-Star Game (Covid-19)
2021-22	No All-Star Game (Covid-19)
2022-23	Daniil Miromanov; Brayden Pachal**
2023-24	---

**Chosen replacement for selected player

All-Time Leader - Goals

#	Name	Seasons	Total
1	Gage Quinney	2020-24	50
2	Pavel Dorofeyev	2020-23	45
3	Sheldon Rempal	2022-24	35
4	Jonas Rondbjerg	2020-24	35
5	Ben Jones	2020-22	32

All-Time Leader - Assists

#	Name	Seasons	Total
1	Gage Quinney	2020-24	65
2	Sheldon Rempal	2022-24	45
3	Jonas Rondbjerg	2020-24	44
4	Daniil Miromanov	2020-23	42
5	Pavel Dorofeyev	2020-23	37

All-Time Leader - Points

#	Name	Seasons	Total
1	Gage Quinney	2020-24	115
2	Pavel Dorofeyev	2020-23	82
3	Sheldon Rempal	2022-24	80
4	Jonas Rondbjerg	2020-24	79
5	Brendan Brisson	2021-24	65

All-Time Leader - Games Played


#	Name	Seasons	Total
1	Jonas Rondbjerg	2020-24	147
2	Brayden Pachal	2020-23	144
3	Gage Quinney	2020-24	137
4	Maxim Marushev	2020-23	125
5	Pavel Dorofeyev	2020-23	119

All-Time Leader - Penalty Minutes

#	Name	Seasons	Total
1	Jermaine Loewen	2020-23	223
2	Brayden Pachal	2020-23	196
3	Ben Jones	2020-22	113
4	Zack Hayes	2020-23	105
5	Kaedan Korczak	2020-23	104

All-Time Leader - Plus/Minus

#	Name	Seasons	Total
1	Zack Hayes	2020-23	31
2	Pavel Dorofeyev	2020-23	19
3	Danny O'Regan	2020-21	16
4	Jonas Rondbjerg	2020-24	13
5	Carl Dahlstrom	2020-21	13



Mason Geertsen

4

(MAY-suhn GUHRT-suhn)

Forward | 6-4 | 228 | Apr. 19, 1995 | Drayton Valley, AB
Drafted: 2013, Colorado Avalanche - 4th Rd (93rd Overall)

Year	Team	LGE	Regular Season						Playoffs					
			GP	G	A	P	PIM	+/-	GP	G	A	P	PIM	+/-
2010-11	Edmonton Oil Kings	WHL	3	0	0	0	2	-1	-	-	-	-	-	-
2011-12	Edmonton Oil Kings	WHL	34	0	3	3	70	5	-	-	-	-	-	-
2012-13	Edmonton Oil Kings	WHL	15	0	4	4	32	-2	-	-	-	-	-	-
2012-13	Vancouver Giants	WHL	58	2	8	10	98	-26	-	-	-	-	-	-
2013-14	Vancouver Giants "A"	WHL	66	4	19	23	126	-5	4	0	0	0	14	-8
2014-15	Vancouver Giants "A"	WHL	69	13	25	38	107	3	-	-	-	-	-	-
2014-15	Lake Erie Monsters	AHL	9	0	0	0	2	-3	-	-	-	-	-	-
2015-16	San Antonio Rampage	AHL	42	0	8	8	62	-1	-	-	-	-	-	-
2015-16	Fort Wayne Komets	ECHL	21	1	3	4	18	0	14	0	3	3	15	4
2016-17	San Antonio Rampage	AHL	36	0	4	4	52	-18	-	-	-	-	-	-
2016-17	Colorado Eagles	ECHL	9	0	5	5	14	-1	19	1	3	4	42	4
2017-18	San Antonio Rampage	AHL	72	3	6	9	117	-7	-	-	-	-	-	-
2018-19	Colorado Eagles	AHL	58	3	13	16	134	5	4	0	0	0	8	-2
2019-20	Hartford Wolf Pack	AHL	60	0	8	8	109	0	-	-	-	-	-	-
2020-21	Hartford Wolf Pack	AHL	20	3	2	5	43	1	-	-	-	-	-	-
2021-22	New Jersey Devils	NHL	25	0	0	0	77	-6	-	-	-	-	-	-
2022-23	Utica Comets	AHL	61	4	4	8	136	-8	4	0	2	2	4	-2
2023-24	Henderson Silver Knights	AHL	18	2	0	2	59	-1	-	-	-	-	-	-
<i>Junior Total</i>			<i>245</i>	<i>19</i>	<i>59</i>	<i>78</i>	<i>435</i>	<i>-26</i>	<i>4</i>	<i>0</i>	<i>0</i>	<i>0</i>	<i>14</i>	<i>-8</i>
<i>Professional Total</i>			<i>431</i>	<i>16</i>	<i>53</i>	<i>69</i>	<i>823</i>	<i>-39</i>	<i>41</i>	<i>1</i>	<i>0</i>	<i>0</i>	<i>0</i>	<i>0</i>
<i>NHL Total</i>			<i>25</i>	<i>0</i>	<i>0</i>	<i>0</i>	<i>77</i>	<i>-6</i>	<i>0</i>	<i>0</i>	<i>0</i>	<i>0</i>	<i>0</i>	<i>0</i>
<i>AHL Total</i>			<i>376</i>	<i>15</i>	<i>45</i>	<i>60</i>	<i>714</i>	<i>-32</i>	<i>4</i>	<i>0</i>	<i>2</i>	<i>2</i>	<i>4</i>	<i>-2</i>
<i>Henderson Total</i>			<i>18</i>	<i>2</i>	<i>0</i>	<i>2</i>	<i>59</i>	<i>-1</i>	<i>0</i>	<i>0</i>	<i>0</i>	<i>0</i>	<i>0</i>	<i>0</i>

|

Career Highlights

- Signed contract with Vegas on 7/2/23
- Ranked 7th in AHL in PIM in 2022-23, 6th in 2018-19
- 2017 Kelly Cup Champion with ECHL Colorado
- 2012 WHL Champion with Edmonton
- 2018-19 AHL All-Star

AHL Single-Game Highs

Goals: 2 (1/14/23 @ BRI)
 Assists: 3 (10/19/18 vs ONT)
 Points: 3 (10/19/18 vs ONT)
 PIM: 35 (12/10/22 @ SYR)
 Hat Tricks: None

AHL Longest Streaks

Goals: 2 (5/1/21-5/4/21)
 Assists: 2 (Occurred 3 times)
 Points: 3 (2/12/19-2/16/19)

AHL Firsts

First Game: 3/31/15 vs MIL
 First Goal: 10/20/17 @ TEX
 First Assist: 10/24/15 vs STK





Daniil Chayka

(DAN-yeh/ CHAY-kuh)

5

Defense | 6-3 | 200 | Oct 22, 2002 | Moscow, RUS

Drafted: 2021, Vegas Golden Knights - 2nd Rd (38th Overall)

		Regular Season							Playoffs					
Year	Team	LGE	GP	G	A	P	PIM	+/-	GP	G	A	P	PIM	+/-
2018-19	Guelph Storm	OHL	56	5	9	14	2	21	20	0	0	0	0	0
2019-20	Guelph Storm	OHL	56	11	23	34	18	9	-	-	-	-	-	-
2020-21	CSKA Moskva	KHL	11	1	1	2	0	-2	-	-	-	-	-	-
2020-21	Zvezda Moskva	VHL	10	0	1	1	0	-1	3	0	0	0	0	-1
2020-21	Krasnaya Armiya Moskva	MHL	5	1	3	4	2	4	6	0	1	1	2	0
2021-22	Guelph Storm	OHL	53	7	32	39	22	4	4	0	0	0	0	-2
2022-23	Henderson Silver Knights	AHL	57	2	6	8	6	-19	-	-	-	-	-	-
2023-24	Henderson Silver Knights	AHL	23	0	4	4	6	-8	-	-	-	-	-	-
<i>Junior Total</i>			<i>170</i>	<i>24</i>	<i>67</i>	<i>91</i>	<i>44</i>	<i>38</i>	<i>30</i>	<i>0</i>	<i>1</i>	<i>1</i>	<i>2</i>	<i>-2</i>
<i>Professional Total</i>			<i>101</i>	<i>3</i>	<i>12</i>	<i>15</i>	<i>12</i>	<i>-30</i>	<i>3</i>	<i>0</i>	<i>0</i>	<i>0</i>	<i>0</i>	<i>-1</i>
<i>AHL Total</i>			<i>80</i>	<i>2</i>	<i>10</i>	<i>12</i>	<i>12</i>	<i>-27</i>	<i>0</i>	<i>0</i>	<i>0</i>	<i>0</i>	<i>0</i>	<i>0</i>
<i>Henderson Total</i>			<i>80</i>	<i>2</i>	<i>10</i>	<i>12</i>	<i>12</i>	<i>-27</i>	<i>0</i>	<i>0</i>	<i>0</i>	<i>0</i>	<i>0</i>	<i>0</i>

Career Highlights

- Signed entry-level contract with Vegas on 9/26/21
- Scored first AHL goal on 3/2/23 vs Abbotsford
- Gold Medal with Team Russia at 2019 Hlinka Gretzky Cup
- 2019 OHL Champion with Guelph
- 2018-19 OHL Second All-Rookie Team
- Gold Medal with Team Russia at 2018 U17 World Hockey Championship

AHL Single-Game Highs


Goals: 1
 Assists: 1
 Points: 1
 PIM: 2
 Hat Tricks: None

AHL Longest Streaks

Goals: 1
 Assists: 1
 Points: 2 (3/31/23-4/5/23)

AHL Firsts

First Game: 10/18/22 @ ONT
 First Goal: 3/2/23 vs ABB
 First Assist: 11/15/22 @ TUC





Mason Morelli

11

(MAY-suhn mohr-EHL-ee)

Forward | 6-0 | 210 | Feb 1, 1996 | Minot, ND

Drafted: Undrafted

Year	Team	LGE	Regular Season						Playoffs						
			GP	G	A	P	PIM	+/-	GP	G	A	P	PIM	+/-	
2013-14	Fargo Force	USHL	57	6	9	15	72	-29	-	-	-	-	-	-	-
2014-15	Fargo Force	USHL	56	12	11	23	52	-14	-	-	-	-	-	-	-
2015-16	U. of Nebraska-Omaha	NCAA	31	7	4	11	28	0	-	-	-	-	-	-	-
2016-17	U. of Nebraska-Omaha	NCAA	37	7	11	18	43	3	-	-	-	-	-	-	-
2017-18	U. of Nebraska-Omaha	NCAA	16	4	10	14	28	0	-	-	-	-	-	-	-
2018-19	U. of Nebraska-Omaha "C"	NCAA	36	19	15	34	12	-16	-	-	-	-	-	-	-
2018-19	Stockton Heat	AHL	9	3	1	4	6	7	-	-	-	-	-	-	-
2019-20	Stockton Heat	AHL	31	4	4	8	15	-6	-	-	-	-	-	-	-
2019-20	Kansas City Mavericks	ECHL	5	3	4	7	2	2	-	-	-	-	-	-	-
2020-21	Hershey Bears	AHL	15	0	5	5	21	8	-	-	-	-	-	-	-
2020-21	South Carolina Stingrays	ECHL	11	4	5	9	2	6	-	-	-	-	-	-	-
2021-22	Hershey Bears	AHL	68	12	21	33	56	8	3	0	1	1	2	0	0
2022-23	Hershey Bears	AHL	72	12	29	41	72	19	20	5	8	13	28	4	4
2023-24	Henderson Silver Knights	AHL	26	7	7	14	16	-1	-	-	-	-	-	-	-
<i>Junior Total</i>			<i>113</i>	<i>18</i>	<i>20</i>	<i>38</i>	<i>124</i>	<i>-43</i>	<i>0</i>	<i>0</i>	<i>0</i>	<i>0</i>	<i>0</i>	<i>0</i>	<i>0</i>
<i>NCAA Total</i>			<i>120</i>	<i>37</i>	<i>40</i>	<i>77</i>	<i>111</i>	<i>-13</i>	<i>0</i>	<i>0</i>	<i>0</i>	<i>0</i>	<i>0</i>	<i>0</i>	<i>0</i>
<i>Professional Total</i>			<i>237</i>	<i>45</i>	<i>76</i>	<i>121</i>	<i>190</i>	<i>43</i>	<i>23</i>	<i>5</i>	<i>9</i>	<i>14</i>	<i>30</i>	<i>4</i>	<i>4</i>
<i>AHL Total</i>			<i>221</i>	<i>38</i>	<i>67</i>	<i>105</i>	<i>186</i>	<i>35</i>	<i>23</i>	<i>5</i>	<i>9</i>	<i>14</i>	<i>30</i>	<i>4</i>	<i>4</i>
<i>Henderson Total</i>			<i>26</i>	<i>7</i>	<i>7</i>	<i>14</i>	<i>16</i>	<i>-1</i>	<i>0</i>	<i>0</i>	<i>0</i>	<i>0</i>	<i>0</i>	<i>0</i>	<i>0</i>

Career Highlights

- Signed contract with Vegas on 7/2/23
- 2023 Calder Cup Champion with Hershey
- Recorded 100th AHL point on 11/15/23 vs CV
- Tied for 2nd on Hershey in plus/minus in 2022-23, ranked fourth in scoring
- Named to 2019 NCHC Second All-Star Team

AHL Single-Game Highs

Goals: 2 (Occurred 3 times)
 Assists: 3 (12/29/21 vs WBS)
 Points: 4 (12/29/21 vs WBS)
 PIM: 19 (12/28/22 vs PRJ)
 Hat Tricks: 1 (11/9/19 vs SJ)

AHL Longest Streaks

Goals: 3 (Occurred twice)
 Assists: 3 (Occurred 3 times)
 Points: 5 (2/4/22-2/13/22)



AHL Firsts

First Game: 3/22/19 vs IA
 First Goal: 4/10/19 vs ONT
 First Assist: 3/24/19 vs IA



Jakub Brabenec

12

(JAY-kuhb BRA-buh-nehts)

Forward | 6-1 | 180 | Sep 11, 2003 | Jihlava, CZE

Drafted: 2021, Vegas Golden Knights - 4th Rd (102nd Overall)

Year	Team	LGE	Regular Season						Playoffs						
			GP	G	A	P	PIM	+/-	GP	G	A	P	PIM	+/-	
2019-20	HC Kometa Brno	Czechia	2	1	0	1	0	1	-	-	-	-	-	-	-
2019-20	HC Stadion Litomerice	Czech2	10	0	0	0	0	-3	-	-	-	-	-	-	
2020-21	HC Kometa Brno	Czechia	23	0	1	1	4	2	-	-	-	-	-	-	
2020-21	SK Horacka	Czech2	3	0	0	0	0	-2	-	-	-	-	-	-	
2021-22	Charlottetown Islanders	QMJHL	58	17	47	64	8	27	15	5	14	19	14	9	
2022-23	Charlottetown Islanders	QMJHL	28	8	17	25	16	-7	-	-	-	-	-	-	
2022-23	Sherbrooke Phoenix	QMJHL	26	10	25	35	10	35	14	2	7	9	12	3	
2023-24	Henderson Silver Knights	AHL	16	4	4	8	8	0	-	-	-	-	-	-	
<i>Junior Total</i>			<i>112</i>	<i>35</i>	<i>89</i>	<i>124</i>	<i>34</i>	<i>55</i>	<i>29</i>	<i>7</i>	<i>21</i>	<i>28</i>	<i>26</i>	<i>12</i>	
<i>Professional Total</i>			<i>54</i>	<i>5</i>	<i>5</i>	<i>10</i>	<i>12</i>	<i>-2</i>	<i>0</i>	<i>0</i>	<i>0</i>	<i>0</i>	<i>0</i>	<i>0</i>	
<i>AHL Total</i>			<i>16</i>	<i>4</i>	<i>4</i>	<i>8</i>	<i>8</i>	<i>0</i>	<i>0</i>	<i>0</i>	<i>0</i>	<i>0</i>	<i>0</i>	<i>0</i>	
<i>Henderson Total</i>			<i>16</i>	<i>4</i>	<i>4</i>	<i>8</i>	<i>8</i>	<i>0</i>	<i>0</i>	<i>0</i>	<i>0</i>	<i>0</i>	<i>0</i>	<i>0</i>	

Career Highlights

- Signed entry-level contract with Vegas Golden Knights on 12/11/22
- Won Silver Medal at 2022 World Juniors with Czechia
- Named QMJHL Rookie of the Year and Offensive Rookie of the Year in 2022
- Led all QMJHL rookies in assists and points in 2021-22
- Represented Czechia at 2021 U18 World Juniors
- Teammate of Lukas Cormier and Patrick Guay with Charlottetown

AHL Single-Game Highs

Goals: 2 (12/13/23 @ ONT)
 Assists: 1
 Points: 2 (12/13/23 @ ONT)
 PIM: 2
 Hat Tricks: None

AHL Longest Streaks

Goals: 1
 Assists: 2 (10/13/23-10/14/23)
 Points: 4 (10/13/23-10/21/23)

AHL Firsts

First Game: 10/13/23 @ IA
 First Goal: 10/20/23 vs SJ
 First Assist: 10/13/23 @ IA





Jakub Demek

13

(YAH-kuhb DEHM-ehk)

Forward | 6-4 | 210 | Jun 6, 2003 | Kosice, SVK
 Drafted: 2021, Vegas Golden Knights - 4th Rd (128th Overall)

Year	Team	LGE	Regular Season						Playoffs						
			GP	G	A	P	PIM	+/-	GP	G	A	P	PIM	+/-	
2019-20	HC Kosice U20	SVK20	29	9	8	17	24	-17	-	-	-	-	-	-	-
2019-20	Team Slovakia U18	SVK20	19	7	5	12	14	-16	-	-	-	-	-	-	-
2019-20	Team Slovakia U18	SVK2	17	4	6	10	4	-13	-	-	-	-	-	-	-
2020-21	Team Slovakia U18	SVK20	3	1	3	4	2	1	-	-	-	-	-	-	-
2020-21	Team Slovakia U18	SVK2	25	4	9	13	10	-9	-	-	-	-	-	-	-
2020-21	HC Kosice	SVK	10	0	2	2	4	-1	2	0	0	0	2	-1	
2021-22	Edmonton Oil Kings	WHL	55	20	34	54	39	18	19	5	12	17	16	8	
2022-23	Kamloops Blazers	WHL	15	4	7	11	14	2	14	4	7	11	10	6	
2023-24	Henderson Silver Knights	AHL	20	1	4	5	12	-3	-	-	-	-	-	-	-
<i>Junior Total</i>			<i>121</i>	<i>41</i>	<i>57</i>	<i>98</i>	<i>93</i>	<i>-12</i>	<i>33</i>	<i>9</i>	<i>19</i>	<i>28</i>	<i>26</i>	<i>14</i>	
<i>Professional Total</i>			<i>72</i>	<i>9</i>	<i>21</i>	<i>30</i>	<i>30</i>	<i>-26</i>	<i>2</i>	<i>0</i>	<i>0</i>	<i>0</i>	<i>2</i>	<i>-1</i>	
<i>AHL Total</i>			<i>20</i>	<i>1</i>	<i>4</i>	<i>5</i>	<i>12</i>	<i>-3</i>	<i>0</i>	<i>0</i>	<i>0</i>	<i>0</i>	<i>0</i>	<i>0</i>	
<i>Henderson Total</i>			<i>20</i>	<i>1</i>	<i>4</i>	<i>5</i>	<i>12</i>	<i>-3</i>	<i>0</i>	<i>0</i>	<i>0</i>	<i>0</i>	<i>0</i>	<i>0</i>	

Career Highlights

- Signed entry-level contract with Vegas on 10/8/23
- 2022 WHL Champion with Edmonton
- Ranked fifth in WHL playoff rookie scoring in 2021-22

AHL Single-Game Highs

Goals: 1
 Assists: 1
 Points: 2 (10/25/23 @ SJ)
 PIM: 4 (10/21/23 vs SJ)
 Hat Tricks: None

AHL Longest Streaks

Goals: 1
 Assists: 1
 Points: 1

AHL Firsts

First Game: 10/13/23 @ IA
 First Goal: 10/25/23 @ SJ
 First Assist: 10/14/23 @ IA





Christoffer Sedoff

15

(KRIHS-tuh-fuhr SEHD-awf)

Defense | 6-1 | 201 | Feb 20, 2002 | Helsinki, FIN

Drafted: Undrafted

Year	Team	LGE	Regular Season						Playoffs					
			GP	G	A	P	PIM	+/-	GP	G	A	P	PIM	+/-
2018-19	HIFK U20	U20Liiga	32	0	3	3	18	-6	4	0	0	0	2	-3
2019-20	Red Deer Rebels	WHL	61	5	14	19	40	-13	-	-	-	-	-	-
2020-21	HIFK U20	U20Liiga	6	0	2	2	0	2	-	-	-	-	-	-
2020-21	FPS	Mestis	7	0	1	1	6	-2	-	-	-	-	-	-
2020-21	SaiPa	Liiga	26	0	2	2	8	-4	-	-	-	-	-	-
2021-22	Red Deer Rebels "A"	WHL	65	7	54	61	52	16	8	0	2	2	6	-1
2022-23	Red Deer Rebels "A"	WHL	59	5	46	51	24	14	12	4	3	7	4	6
2023-24	Henderson Silver Knights	AHL	22	0	5	5	8	-2	-	-	-	-	-	-
<i>Junior Total</i>			<i>223</i>	<i>10</i>	<i>119</i>	<i>136</i>	<i>134</i>	<i>13</i>	<i>24</i>	<i>4</i>	<i>5</i>	<i>9</i>	<i>12</i>	<i>2</i>
<i>Professional Total</i>			<i>55</i>	<i>0</i>	<i>8</i>	<i>8</i>	<i>22</i>	<i>-8</i>	<i>0</i>	<i>0</i>	<i>0</i>	<i>0</i>	<i>0</i>	<i>0</i>
<i>AHL Total</i>			<i>22</i>	<i>0</i>	<i>5</i>	<i>5</i>	<i>8</i>	<i>-2</i>	<i>0</i>	<i>0</i>	<i>0</i>	<i>0</i>	<i>0</i>	<i>0</i>
<i>Henderson Total</i>			<i>22</i>	<i>0</i>	<i>5</i>	<i>5</i>	<i>8</i>	<i>-2</i>	<i>0</i>	<i>0</i>	<i>0</i>	<i>0</i>	<i>0</i>	<i>0</i>

Career Highlights

- Signed entry-level contract with Vegas on 3/2/23
- WHL (Central) First All-Star Team in 2022 and 2023
- Ranked fifth among WHL defensemen in assists in 2021-22
- U17 World Hockey Championship Silver Medal with Finland

AHL Single-Game Highs


Goals: ---
 Assists: 2 (12/3/23 vs CGY)
 Points: 2 (12/3/23 vs CGY)
 PIM: 2
 Hat Tricks: None

AHL Longest Streaks

Goals: ---
 Assists: 1
 Points: 1

AHL Firsts

First Game: 10/13/23 @ IA
 First Goal: ---
 First Assist: 10/14/23 @ IA





Brendan Brisson

19

(BREHN-duhn Brih-SAHN)

Forward | 6-0 | 191 | Oct. 22, 2001 | Manhattan Beach, CA
Drafted: 2020, Vegas Golden Knights - 1st Rd (29th Overall)

Year	Team	LGE	Regular Season						Playoffs					
			GP	G	A	P	PIM	+/-	GP	G	A	P	PIM	+/-
2018-19	Green Bay Gamblers	USHL	6	1	0	1	2	-1	-	-	-	-	-	-
2019-20	Chicago Steel	USHL	45	24	35	59	50	17	-	-	-	-	-	-
2020-21	University of Michigan	NCAA	24	10	11	21	18	10	-	-	-	-	-	-
2021-22	University of Michigan	NCAA	38	21	21	42	32	17	-	-	-	-	-	-
2021-22	Henderson Silver Knights	AHL	6	3	5	8	4	0	2	0	0	0	0	1
2022-23	Henderson Silver Knights	AHL	58	18	19	37	56	-2	-	-	-	-	-	-
2022-23	Henderson Silver Knights	AHL	26	9	11	20	18	1	-	-	-	-	-	-
<i>Junior Total</i>			<i>51</i>	<i>25</i>	<i>35</i>	<i>60</i>	<i>52</i>	<i>16</i>	<i>0</i>	<i>0</i>	<i>0</i>	<i>0</i>	<i>0</i>	<i>0</i>
<i>NCAA Total</i>			<i>62</i>	<i>31</i>	<i>32</i>	<i>63</i>	<i>50</i>	<i>27</i>	<i>0</i>	<i>0</i>	<i>0</i>	<i>0</i>	<i>0</i>	<i>0</i>
<i>Professional Total</i>			<i>90</i>	<i>30</i>	<i>35</i>	<i>65</i>	<i>78</i>	<i>-1</i>	<i>2</i>	<i>0</i>	<i>0</i>	<i>0</i>	<i>0</i>	<i>1</i>
<i>AHL Total</i>			<i>90</i>	<i>30</i>	<i>35</i>	<i>65</i>	<i>78</i>	<i>-1</i>	<i>2</i>	<i>0</i>	<i>0</i>	<i>0</i>	<i>0</i>	<i>1</i>
<i>Henderson Total</i>			<i>90</i>	<i>30</i>	<i>35</i>	<i>65</i>	<i>78</i>	<i>-1</i>	<i>2</i>	<i>0</i>	<i>0</i>	<i>0</i>	<i>0</i>	<i>1</i>

Career Highlights

- Signed entry-level contract with Vegas on 4/30/22
- Set HSK record for goals in a season by a rookie in 2022-23
- NCAA B1G Second All-Star Team in 2022
- Represented United States at 2022 Winter Olympics
- Won gold medal with United States at 2021 World Junior Championship
- Represented United States at 2022 Winter Olympics
- USHL Rookie of the Year and First Team All-Star in 2019-20

AHL Single-Game Highs


Goals: 2 (Occurred 3 times)
 Assists: 3 (12/16/22 vs SJ)
 Points: 3 (Occurred 4 times)
 PIM: 22 (3/25/23 @ CV)
 Hat Tricks: None


AHL Firsts

First Game: 4/13/22 vs STK
 First Goal: 4/13/22 vs STK
 First Assist: 4/15/22 vs STK

AHL Longest Streaks

Goals: 3 (4/13/22-4/16/22)
 Assists: 3 (Occurred twice)
 Points: 5 (2/26/23-3/8/23)





Adam Cracknell "A" 24

(A-duhm KRAK-nehl)

Forward | 6-3 | 211 | Jul. 15, 1985 | Prince Albert, SK
 Drafted: 2004, Calgary Flames - 9th Rd (279th Overall)

Year	Team	LGE	Regular Season							Playoffs						
			GP	G	A	P	PIM	+/-	GP	G	A	P	PIM	+/-		
2002-06	Kootenay Ice	WHL	283	94	119	213	250	26	37	10	13	23	16	-7		
2005-06	Omaha Ak-Sar-Ben Knights	AHL	6	1	2	3	2	-1	-	-	-	-	-	-		
2006-07	Las Vegas Wranglers	ECHL	31	8	14	22	35	-4	8	3	3	6	6	3		
2007-08	Quad City Flames	AHL	4	1	0	1	0	0	-	-	-	-	-	-		
2007-08	Las Vegas Wranglers	ECHL	61	29	30	59	47	12	21	9	13	22	4	6		
2008-09	Quad City Flames	AHL	79	10	16	26	36	-12	-	-	-	-	-	-		
2009-10	Peoria Rivermen	AHL	76	17	21	38	40	2	-	-	-	-	-	-		
2010-11	St. Louis Blues	NHL	24	3	4	7	8	1	-	-	-	-	-	-		
2010-11	Peoria Rivermen	AHL	61	6	19	25	54	1	4	2	0	2	0	-1		
2011-12	St. Louis Blues	NHL	2	1	0	1	0	1	-	-	-	-	-	-		
2011-12	Peoria Rivermen "C"	AHL	72	23	26	49	54	18	-	-	-	-	-	-		
2012-13	St. Louis Blues	NHL	20	2	4	6	4	3	5	0	0	0	0	-1		
2012-13	Peoria Rivermen "A"	AHL	49	17	16	33	26	6	-	-	-	-	-	-		
2013-14	St. Louis Blues	NHL	19	0	2	2	0	0	5	1	0	1	2	0		
2013-14	Chicago Wolves	AHL	28	12	13	25	8	9	7	3	1	4	2	-1		
2014-15	Columbus Blue Jackets	NHL	17	0	1	1	2	-8	-	-	-	-	-	-		
2014-15	Springfield Falcons	AHL	18	3	4	7	2	-3	-	-	-	-	-	-		
2014-15	Chicago Wolves	AHL	22	7	6	13	8	-1	5	1	0	1	4	0		
2015-16	Vancouver Canucks	NHL	44	5	5	10	14	1	-	-	-	-	-	-		
2015-16	Edmonton Oilers	NHL	8	0	0	0	6	-2	-	-	-	-	-	-		
2016-17	Dallas Stars	NHL	69	10	6	16	12	9	-	-	-	-	-	-		
2017-18	Dallas Stars	NHL	1	0	0	0	0	0	-	-	-	-	-	-		
2017-18	NY Rangers	NHL	4	0	0	0	0	-1	-	-	-	-	-	-		
2017-18	Hartford Wolf Pack	AHL	15	2	1	3	6	-5	-	-	-	-	-	-		
2017-18	Laval Rocket	AHL	54	27	21	48	42	-27	-	-	-	-	-	-		
2018-19	Toronto Marlies	AHL	14	3	7	10	10	0	-	-	-	-	-	-		
2018-19	San Diego Gulls	AHL	32	15	13	28	18	11	15	7	9	16	0	3		
2018-19	Anaheim Ducks	NHL	2	0	0	0	0	-1	-	-	-	-	-	-		
2019-20	Kunlun Red Star "A"	KHL	52	10	14	24	16	1	-	-	-	-	-	-		
2020-21	Esbjerg Energy	DEN	17	9	13	22	34	-	-	-	-	-	-	-		
2020-21	Bakersfield Condors	AHL	39	11	19	30	10	2	6	3	7	10	0	5		
2021-22	Bakersfield Condors	AHL	58	21	26	47	16	6	5	1	0	1	2	-1		
2022-23	Tucson Roadrunners "C"	AHL	64	21	32	53	34	12	3	1	1	2	0	-2		
2023-24	Henderson Silver Knights "A"	AHL	26	12	8	20	6	-4	-	-	-	-	-	-		
<i>Junior Total</i>			283	94	119	213	250	26	37	10	13	23	16	-7		
<i>Professional Total</i>			1088	286	343	629	550	26	84	31	34	65	20	11		
<i>AHL Total</i>			717	209	250	459	372	14	45	18	18	36	8	3		
<i>NHL Total</i>			210	21	22	43	46	3	10	1	0	1	2	-1		
<i>Henderson Total</i>			26	12	8	20	6	-4	0	0	0	0	0	0		

Career Highlights

- Signed AHL contract with Silver Knights on 7/5/23
- 2021 Pacific Division Champion with Bakersfield
- Represented Canada at 2022 Winter Olympics and 2018 Spengler Cup
- Only remaining active player to appear in a game for the Las Vegas Wranglers

AHL Single-Game Highs

Goals: 3 (Occurred twice)
 Assists: 3 (Occurred 3 times)
 Points: 4 (Occurred twice)
 PIM: 15 (Occurred twice)
 Hat Tricks: 2 (Most recent: 12/9/23 @ SJ)

AHL Longest Streaks

Goals: 6 (1/9/19-1/21/19)
 Assists: 5 (10/27/21-11/6/21)
 Points: 9 (3/23/18-4/7/18)





Lukas Cormier

40

(LOO-kuhs KOHR-mee-ay)

Defense | 5-11 | 185 | Mar. 27, 2002 | Ste-Marie-de-Kent, NB
 Drafted: 2020, Vegas Golden Knights - 3rd Rd (68th Overall)

Year	Team	LGE	Regular Season						Playoffs					
			GP	G	A	P	PIM	+/-	GP	G	A	P	PIM	+/-
2018-19	Charlottetown Islanders	OMJHL	63	15	21	36	46	24	6	1	4	5	0	1
2019-20	Charlottetown Islanders	OMJHL	44	6	30	36	28	12	-	-	-	-	-	-
2020-21	Charlottetown Islanders	OMJHL	39	16	38	54	36	35	8	2	7	9	6	0
2021-22	Charlottetown Islanders "A"	OMJHL	62	33	48	81	60	40	15	8	13	21	14	13
2022-23	Henderson Silver Knights	AHL	62	10	25	35	44	-12	-	-	-	-	-	-
2023-24	Henderson Silver Knights	AHL	20	1	7	8	14	2	-	-	-	-	-	-
<i>Junior Total</i>			<i>208</i>	<i>70</i>	<i>137</i>	<i>207</i>	<i>170</i>	<i>111</i>	<i>29</i>	<i>11</i>	<i>24</i>	<i>35</i>	<i>20</i>	<i>14</i>
<i>Professional Total</i>			<i>82</i>	<i>11</i>	<i>32</i>	<i>43</i>	<i>58</i>	<i>-10</i>	<i>0</i>	<i>0</i>	<i>0</i>	<i>0</i>	<i>0</i>	<i>0</i>
<i>AHL Total</i>			<i>82</i>	<i>11</i>	<i>32</i>	<i>43</i>	<i>58</i>	<i>-10</i>	<i>0</i>	<i>0</i>	<i>0</i>	<i>0</i>	<i>0</i>	<i>0</i>
<i>Henderson Total</i>			<i>82</i>	<i>11</i>	<i>32</i>	<i>43</i>	<i>58</i>	<i>-10</i>	<i>0</i>	<i>0</i>	<i>0</i>	<i>0</i>	<i>0</i>	<i>0</i>

Career Highlights

- Signed entry-level contract with Vegas on 12/31/20
- Third in goals and fourth in points among AHL rookies in 2022-23
- OMJHL Defenseman of the Year in 2021 and 2022
- OMJHL First All-Star Team in 2021 and 2022
- Won gold medal with Canada at 2022 World Junior Championship
- Won silver medal with Canada at 2019 Hlinka Gretzky Cup
- OMJHL All-Rookie Team in 2019

AHL Single-Game Highs


Goals: 1
 Assists: 2 (Occurred 5 times)
 Points: 2 (Occurred 8 times)
 PIM: 4 (Occurred 5 times)
 Hat Tricks: None


AHL Longest Streaks

Goals: 1
 Assists: 3 (Occurred 3 times)
 Points: 4 (2/11/23-2/22/23)

AHL Firsts

First Game: 10/15/22 vs TUC
 First Goal: 11/5/22 vs BAK
 First Assist: 10/15/22 vs TUC





Brandon Hickey

41

(BRAN-duhn HICK-ee)

Defense | 6-2 | 195 | Apr. 13, 1996 | Leduc, AB
Drafted: 2014, Calgary Flames - 3rd Rd (64th Overall)

Year	Team	LGE	Regular Season						Playoffs						
			GP	G	A	P	PIM	+/-	GP	G	A	P	PIM	+/-	
2014-15	Boston University	NCAA	41	6	11	17	18	19	-	-	-	-	-	-	-
2015-16	Boston University	NCAA	36	5	3	8	28	0	-	-	-	-	-	-	-
2016-17	Boston University	NCAA	35	4	11	15	41	7	-	-	-	-	-	-	-
2017-18	Boston University 'C'	NCAA	35	6	8	14	45	-5	-	-	-	-	-	-	-
2018-19	Rochester Americans	AHL	38	1	8	9	18	12	-	-	-	-	-	-	-
2019-20	Rochester Americans	AHL	23	1	1	2	12	-1	-	-	-	-	-	-	-
2020-21	Chicago Wolves	AHL	15	1	1	2	7	7	-	-	-	-	-	-	-
2021-22	Henderson Silver Knights	AHL	13	0	2	2	8	1	-	-	-	-	-	-	-
2021-22	Abbotsford Canucks	AHL	15	1	1	2	2	-4	-	-	-	-	-	-	-
2022-23	Florida Everblades	ECHL	22	3	4	7	8	9	22	0	3	3	30	2	-
2022-23	Henderson Silver Knights	AHL	17	1	1	2	8	3	-	-	-	-	-	-	-
2023-24	Henderson Silver Knights	AHL	11	0	1	1	4	-5	-	-	-	-	-	-	-
<i>College Total</i>			147	21	33	54	132	21	0	0	0	0	0	0	0
<i>Professional Total</i>			154	8	19	27	67	22	22	0	3	3	30	2	-
<i>AHL Total</i>			132	5	15	20	59	13	0	0	0	0	0	0	0
<i>Henderson Total</i>			41	1	4	5	20	-1	0	0	0	0	0	0	0

Career Highlights

- Kelly Cup Champion with ECHL Florida in 2022-23
- Hockey East Champion in 2015 and 2018 with Boston University
- Spengler Cup champion with Team Canada in 2018

AHL Single-Game Highs

Goals: 1
 Assists: 1
 Points: 1
 PIM: 5 (3/14/21 vs CHI)
 Hat Tricks: None

AHL Longest Streaks

Goals: 1
 Assists: 3 (3/29/19-4/6/19)
 Points: 3 (3/29/19-4/6/19)

AHL Firsts

First Game: 10/5/18 vs CHA
 First Goal: 10/20/18 @ BEL
 First Assist: 12/8/18 @ SYR





Layton Ahac

44

(LAY-tuhn AY-hack)

Defense | 6-2 | 205 | Feb. 22, 2001 | North Vancouver, BC
Drafted: 2019, Vegas Golden Knights - 3rd Rd (86th Overall)

Year	Team	LGE	Regular Season						Playoffs						
			GP	G	A	P	PIM	+/-	GP	G	A	P	PIM	+/-	
2019-20	Ohio State University	NCAA	36	0	3	3	25	10	-	-	-	-	-	-	-
2020-21	Ohio State University	NCAA	27	1	8	9	21	-7	-	-	-	-	-	-	
2020-21	Henderson Silver Knights	AHL	13	0	2	2	4	2	1	0	0	0	0	-1	
2021-22	Henderson Silver Knights	AHL	31	0	5	5	8	-3	2	1	0	1	2	0	
2022-23	Henderson Silver Knights	AHL	34	1	3	4	16	-2	-	-	-	-	-	-	
2023-24	Henderson Silver Knights	AHL	26	0	2	2	21	-11	-	-	-	-	-	-	
<i>NCAA Total</i>			<i>63</i>	<i>1</i>	<i>11</i>	<i>12</i>	<i>46</i>	<i>3</i>	<i>0</i>	<i>0</i>	<i>0</i>	<i>0</i>	<i>0</i>	<i>0</i>	
<i>Professional Total</i>			<i>104</i>	<i>1</i>	<i>12</i>	<i>13</i>	<i>49</i>	<i>-14</i>	<i>3</i>	<i>1</i>	<i>0</i>	<i>1</i>	<i>2</i>	<i>0</i>	
<i>AHL Total</i>			<i>104</i>	<i>1</i>	<i>12</i>	<i>13</i>	<i>49</i>	<i>-14</i>	<i>3</i>	<i>1</i>	<i>0</i>	<i>1</i>	<i>2</i>	<i>0</i>	
<i>Henderson Total</i>			<i>104</i>	<i>1</i>	<i>12</i>	<i>13</i>	<i>49</i>	<i>-14</i>	<i>3</i>	<i>1</i>	<i>0</i>	<i>1</i>	<i>2</i>	<i>-</i>	

Career Highlights

- Signed to entry-level contract with Vegas on 3/30/21
- Scored first AHL goal on 10/15/22 vs TUC
- 2019 BCHL Champion with Prince George Spruce Kings
- 2018-19 BCHL Second Team All-Star
- Finalist for BCHL Defenseman of the Year in 2019
- 2017-18 BCHL All-Rookie Team

AHL Single-Game Highs

Goals: 1
 Assists: 2 (4/23/22 vs SJ)
 Points: 2 (Occurred twice)
 PIM: 5 (10/13/23 @ IA)
 Hat Tricks: None

AHL Longest Streaks

Goals: 1
 Assists: 2 (5/15/21-5/16/21)
 Points: 2 (5/15/21-5/16/21)

AHL Firsts

First Game: 4/15/21 vs TUC
 First Goal: 5/6/22 vs COL
 First Assist: 5/15/21 vs BAK





Jake Bischoff "C" 45

(JAYK BIHSH-awf)

Defense | 6-1 | 195 | Jul. 25, 1994 | Cambridge, MN
 Drafted: 2012, NY Islanders - 7th Rd (185th Overall)

Year	Team	LGE	Regular Season						Playoffs							
			GP	G	A	P	PIM	+/-	GP	G	A	P	PIM	+/-		
2011-12	Omaha Lancers	USHL	10	0	1	1	2	0	-	-	-	-	-	-	-	
2012-13	Omaha Lancers	USHL	12	0	2	2	0	-6	-	-	-	-	-	-	-	
2013-14	Univ. of Minnesota	NCAA	28	3	4	7	8	15	-	-	-	-	-	-	-	
2014-15	Univ. of Minnesota	NCAA	36	3	8	11	0	10	-	-	-	-	-	-	-	
2015-16	Univ. of Minnesota "A"	NCAA	37	6	12	18	14	1	-	-	-	-	-	-	-	
2016-17	Univ. of Minnesota "A"	NCAA	38	5	27	32	16	11	-	-	-	-	-	-	-	
2016-17	Bridgeport Sound Tigers	AHL	6	2	1	3	2	-2	-	-	-	-	-	-	-	
2017-18	Chicago Wolves	AHL	69	7	16	23	34	23	3	0	0	0	0	0	-1	
2018-19	Chicago Wolves	AHL	60	2	11	13	20	11	22	0	5	5	2	5	5	
2019-20	Vegas Golden Knights	NHL	4	0	0	0	4	-2	-	-	-	-	-	-	-	
2019-20	Chicago Wolves	AHL	52	3	6	9	24	-15	-	-	-	-	-	-	-	
2020-21	Henderson Silver Knights "A"	AHL	7	1	1	2	2	2	-	-	-	-	-	-	-	
2021-22	Did Not Play	--	-	-	-	-	-	-	-	-	-	-	-	-	-	
2022-23	Henderson Silver Knights "A"	AHL	56	5	11	16	22	-8	-	-	-	-	-	-	-	
2023-24	Henderson Silver Knights "C"	AHL	26	2	10	12	15	2	-	-	-	-	-	-	-	
<i>Junior Total</i>			22	0	3	3	2	-6	0	0	0	0	0	0	0	0
<i>NCAA Total</i>			139	17	51	68	38	37	-	-	-	-	-	-	-	-
<i>Professional Total</i>			280	22	56	78	123	11	25	0	5	5	2	4	4	4
<i>AHL Total</i>			276	22	56	78	119	13	25	0	5	5	2	4	4	4
<i>NHL Total</i>			4	0	0	0	4	-2	0	0	0	0	0	0	0	0
<i>Henderson Total</i>			89	8	22	30	39	-4	0	0	0	0	0	0	0	0

Career Highlights

- Made NHL debut with Vegas Golden Knights on 10/19/19 @ PIT
- BIG Conference Defensive Player of the Year in 2016-17
- BIG Conference First All-Star Team in 2016-17
- BIG Regular Season Conference Champion in 2014, 2015, 2016, and 2017
- BIG Conference Champion in 2015
- 3-time winner of U. of Minnesota's Dr. V. George Nagobads Unsung Hero Award
- Received Reed Larson Award in 2013
- Step-brother of Anaheim Ducks draft pick Blake McLaughlin

AHL Single-Game Highs

Goals: 1
 Assists: 2 (Occurred 5 times)
 Points: 2 (Occurred 10 times)
 PIM: 5 (11/18/23 vs ABB)
 Hat Tricks: None

AHL Longest Streaks

Goals: 2 (4/7/18-4/10/18)
 Assists: 2 (Occurred 10 times)
 Points: 4 (4/3/18-4/10/18)

AHL Firsts

First Game: 3/31/17 @ LV
 First Goal: 3/31/17 @ LV
 First Assist: 3/31/17 @ LV





Byron Froese "A" 51

(BIGH-ruhn FRAYZ)

Forward | 6-0 | 195 | Mar. 12, 1991 | Winkler, MB
 Drafted: 2009, Chicago Blackhawks - 4th Rd (119th Overall)

Year	Team	LGE	Regular Season						Playoffs					
			GP	G	A	P	PIM	+/-	GP	G	A	P	PIM	+/-
2008-09	Everett Silvertips	WHL	72	19	38	57	30	-13	5	0	3	3	4	0
2009-10	Everett Silvertips	WHL	70	29	32	61	37	22	7	3	2	5	0	-3
2010-11	Red Deer Rebels	WHL	70	43	38	81	37	12	9	5	2	7	4	0
2011-12	Rockford IceHogs	AHL	57	4	6	10	17	-10	-	-	-	-	-	-
2011-12	Toledo Walleye	ECHL	3	1	1	2	2	2	-	-	-	-	-	-
2012-13	Rockford IceHogs	AHL	9	0	2	2	4	1	-	-	-	-	-	-
2012-13	Toledo Walleye	ECHL	38	12	21	33	12	11	6	2	4	6	6	-7
2013-14	Rockford IceHogs	AHL	28	0	5	5	14	1	-	-	-	-	-	-
2013-14	Cincinnati Cyclones	ECHL	25	11	10	21	20	7	23	8	17	25	20	7
2014-15	Cincinnati Cyclones	ECHL	17	8	16	24	14	3	-	-	-	-	-	-
2014-15	San Antonio Rampage	AHL	3	0	0	0	2	-2	-	-	-	-	-	-
2014-15	Toronto Marlies	AHL	46	18	24	42	26	22	5	1	3	4	4	-2
2015-16	Toronto Maple Leafs	NHL	56	2	3	5	16	-11	-	-	-	-	-	-
2015-16	Toronto Marlies	AHL	4	3	0	3	0	-1	-	-	-	-	-	-
2016-17	Toronto Maple Leafs	NHL	2	0	0	0	5	0	-	-	-	-	-	-
2016-17	Toronto Marlies "A"	AHL	48	24	15	39	18	9	-	-	-	-	-	-
2016-17	Tampa Bay Lightning	NHL	4	0	0	0	0	-3	-	-	-	-	-	-
2016-17	Syracuse Crunch	AHL	6	3	4	7	4	-3	22	6	7	13	8	9
2017-18	Montreal Canadiens	NHL	48	3	8	11	26	0	-	-	-	-	-	-
2017-18	Laval Rocket "C"	AHL	13	3	8	11	6	-1	-	-	-	-	-	-
2018-19	Laval Rocket "C"	AHL	46	14	16	30	23	2	-	-	-	-	-	-
2018-19	Lehigh Valley Phantoms	AHL	24	7	7	14	28	0	-	-	-	-	-	-
2019-20	Stockton Heat "C"	AHL	46	19	23	42	44	-7	-	-	-	-	-	-
2020-21	Calgary Flames	NHL	6	1	0	1	2	1	-	-	-	-	-	-
2020-21	Stockton Heat	AHL	15	4	1	5	8	-1	-	-	-	-	-	-
2021-22	Stockton Heat "C"	AHL	55	20	17	37	46	-4	13	1	9	10	10	2
2022-23	Vegas Golden Knights	NHL	9	1	1	2	4	0	-	-	-	-	-	-
2022-23	Henderson Silver Knights "A"	AHL	60	10	24	34	42	0	-	-	-	-	-	-
2023-24	Henderson Silver Knights "A"	AHL	23	5	3	8	10	-7	-	-	-	-	-	-
<i>Junior Total</i>			<i>212</i>	<i>91</i>	<i>108</i>	<i>199</i>	<i>104</i>	<i>21</i>	<i>21</i>	<i>8</i>	<i>7</i>	<i>15</i>	<i>8</i>	<i>-3</i>
<i>Professional Total</i>			<i>691</i>	<i>173</i>	<i>215</i>	<i>388</i>	<i>393</i>	<i>9</i>	<i>69</i>	<i>18</i>	<i>40</i>	<i>58</i>	<i>48</i>	<i>9</i>
<i>NHL Total</i>			<i>125</i>	<i>7</i>	<i>12</i>	<i>19</i>	<i>53</i>	<i>-13</i>	<i>0</i>	<i>0</i>	<i>0</i>	<i>0</i>	<i>0</i>	<i>0</i>
<i>AHL Total</i>			<i>483</i>	<i>134</i>	<i>155</i>	<i>289</i>	<i>292</i>	<i>-1</i>	<i>40</i>	<i>8</i>	<i>19</i>	<i>27</i>	<i>22</i>	<i>9</i>
<i>Henderson Total</i>			<i>83</i>	<i>15</i>	<i>27</i>	<i>42</i>	<i>52</i>	<i>-7</i>	<i>0</i>	<i>0</i>	<i>0</i>	<i>0</i>	<i>0</i>	<i>0</i>

Career Highlights

- Signed contract with Vegas on 7/13/22
- Played 400th AHL game on 4/30/22 @ BAK
- Scored 100th AHL goal on 11/5/21 vs ABB
- Served as first captain of Laval Rocket
- Represented Canada at 2009 U18 World Championship

AHL Single-Game Highs

Goals: 3 (12/7/21 vs SJ)
 Assists: 3 (Occurred 4 times)
 Points: 3 (Occurred 12 times)
 PIM: 6 (Occurred twice)
 Hat Tricks: 1 (12/7/21 vs SJ)

AHL Longest Streaks

Goals: 5 (2/5/17-2/12/17)
 Assists: 6 (1/24/20-2/14/20)
 Points: 9 (4/2/22 - 4/22/22)

AHL Firsts

First Game: 10/8/11 vs GR
 First Goal: 12/9/11 vs CHI
 First Assist: 12/17/11 vs MIL





Grigori Denisenko

54

(grih-GOH-ree dehn-ih-SEHNK-oh)

Forward | 5-11 | 196 | Jun. 24, 2000 | Novosibirsk, RUS
 Drafted: 2018, Florida Panthers - 1st Rd (15th Overall)

Year	Team	LGE	Regular Season						Playoffs						
			GP	G	A	P	PIM	+/-	GP	G	A	P	PIM	+/-	
2016-17	Loko Yaroslavl	MHL	28	9	13	22	59	16	4	0	0	0	0	0	0
2017-18	Lokomotiv Yaroslavl	KHL	0	0	0	0	0	0	4	0	0	0	6	-2	
2017-18	Loko Yaroslavl	MHL	31	9	13	22	30	8	12	5	2	7	8	2	
2018-19	Lokomotiv Yaroslavl	KHL	25	4	2	6	58	1	6	0	3	3	2	1	
2018-19	Lada Togliatti	VHL	6	1	2	3	4	2	-	-	-	-	-	-	
2018-19	Loko Yaroslavl	MHL	4	1	2	3	0	3	13	6	2	8	12	8	
2019-20	Lokomotiv Yaroslavl	KHL	38	6	6	12	8	1	6	1	0	1	0	-3	
2020-21	Florida Panthers	NHL	7	0	4	4	2	1	-	-	-	-	-	-	
2020-21	Syracuse Crunch	AHL	15	5	4	9	2	1	-	-	-	-	-	-	
2021-22	Florida Panthers	NHL	1	0	0	0	2	0	-	-	-	-	-	-	
2021-22	Charlotte Checkers	AHL	30	9	9	18	8	-6	-	-	-	-	-	-	
2022-23	Florida Panthers	NHL	18	0	3	3	4	-5	1	0	0	0	0	-3	
2022-23	Charlotte Checkers	AHL	56	12	24	36	39	-18	4	0	0	0	6	-1	
2023-24	Henderson Silver Knights	AHL	26	9	16	25	18	-2	-	-	-	-	-	-	
<i>Junior Total</i>			<i>63</i>	<i>19</i>	<i>28</i>	<i>47</i>	<i>89</i>	<i>27</i>	<i>29</i>	<i>11</i>	<i>4</i>	<i>15</i>	<i>20</i>	<i>10</i>	
<i>Professional Total</i>			<i>222</i>	<i>46</i>	<i>70</i>	<i>116</i>	<i>145</i>	<i>-25</i>	<i>21</i>	<i>1</i>	<i>3</i>	<i>4</i>	<i>14</i>	<i>-8</i>	
<i>NHL Total</i>			<i>26</i>	<i>0</i>	<i>7</i>	<i>7</i>	<i>8</i>	<i>-4</i>	<i>1</i>	<i>0</i>	<i>0</i>	<i>0</i>	<i>0</i>	<i>-3</i>	
<i>AHL Total</i>			<i>127</i>	<i>35</i>	<i>53</i>	<i>88</i>	<i>67</i>	<i>-19</i>	<i>4</i>	<i>0</i>	<i>0</i>	<i>0</i>	<i>6</i>	<i>-1</i>	
<i>Henderson Total</i>			<i>26</i>	<i>9</i>	<i>16</i>	<i>25</i>	<i>18</i>	<i>-2</i>	<i>0</i>	<i>0</i>	<i>0</i>	<i>0</i>	<i>0</i>	<i>0</i>	

Career Highlights

- Claimed off waivers by Vegas on 10/7/23
- Finished fifth in scoring on 2022-23 Charlotte roster
- 2019-20 World Juniors Silver Medal with Russia
- 2018-19 World Juniors Bronze Medal with Russia
- MHL Champion in 2018 and 2019

AHL Single-Game Highs

Goals: 2 (Occurred 6 times)
 Assists: 3 (11/14/21 @ HER)
 Points: 4 (12/14/21 vs ROC)
 PIM: 5 (1/4/23 @ WBS)
 Hat Tricks: None

AHL Longest Streaks

Goals: 4 (2/13/21-4/2/21)
 Assists: 3 (Occurred twice)
 Points: 6 (3/10/23-3/26/23)



AHL Firsts

First Game: 2/6/21 vs UTI
 First Goal: 2/13/21 vs WBS
 First Assist: 2/6/21 vs UTI



Sheldon Rempal

(SHEHL-duhn REHMP-uhl)

56

Forward | 5-11 | 173 | Aug. 7, 1995 | Calgary, AB
 Drafted: Undrafted

Year	Team	LGE	Regular Season						Playoffs						
			GP	G	A	P	PIM	+/-	GP	G	A	P	PIM	+/-	
2016-17	Clarkson University	NCAA	39	11	12	23	14	0	-	-	-	-	-	-	-
2017-18	Clarkson University	NCAA	39	23	23	46	34	29	-	-	-	-	-	-	-
2018-19	Los Angeles Kings	NHL	7	0	0	0	0	-1	-	-	-	-	-	-	
2018-19	Ontario Reign	AHL	59	15	25	40	25	-28	-	-	-	-	-	-	
2019-20	Ontario Reign	AHL	56	4	17	21	44	-10	-	-	-	-	-	-	
2020-21	Carolina Hurricanes	NHL	3	0	0	0	0	0	-	-	-	-	-	-	
2020-21	Chicago Wolves	AHL	25	4	10	14	6	2	-	-	-	-	-	-	
2021-22	Vancouver Canucks	NHL	1	0	0	0	0	-1	-	-	-	-	-	-	
2021-22	Abbotsford Canucks	AHL	55	33	36	69	46	6	2	1	1	2	0	2	
2022-23	Vegas Golden Knights	NHL	1	0	0	0	0	-2	-	-	-	-	-	-	
2022-23	Henderson Silver Knights	AHL	70	25	38	63	50	3	-	-	-	-	-	-	
2023-24	Henderson Silver Knights	AHL	26	10	7	17	12	-4	-	-	-	-	-	-	
<i>NCAA Total</i>			<i>78</i>	<i>34</i>	<i>35</i>	<i>69</i>	<i>48</i>	<i>29</i>	<i>0</i>	<i>0</i>	<i>0</i>	<i>0</i>	<i>0</i>	<i>0</i>	
<i>Professional Total</i>			<i>303</i>	<i>91</i>	<i>133</i>	<i>224</i>	<i>183</i>	<i>-35</i>	<i>2</i>	<i>1</i>	<i>0</i>	<i>0</i>	<i>0</i>	<i>0</i>	
<i>NHL Total</i>			<i>12</i>	<i>0</i>	<i>0</i>	<i>0</i>	<i>0</i>	<i>-4</i>	<i>0</i>	<i>0</i>	<i>0</i>	<i>0</i>	<i>0</i>	<i>0</i>	
<i>AHL Total</i>			<i>291</i>	<i>91</i>	<i>133</i>	<i>224</i>	<i>183</i>	<i>-31</i>	<i>2</i>	<i>1</i>	<i>1</i>	<i>2</i>	<i>0</i>	<i>2</i>	
<i>Henderson Total</i>			<i>96</i>	<i>35</i>	<i>45</i>	<i>80</i>	<i>62</i>	<i>-1</i>	<i>0</i>	<i>0</i>	<i>0</i>	<i>0</i>	<i>0</i>	<i>0</i>	

Career Highlights

- Signed contract with Vegas on 7/13/22
- Tied for team-lead with 25 goals in 2022-23
- Ranked third in AHL with 246 shots in 2022-23
- Ranked 6th in AHL in goals and 8th in points in 2021-22
- 2018-19 AHL All-Star
- NCAA (East) Second Team All-American and First Team All-ECAC in 2017-18
- 2017 ECAC All-Rookie Team

AHL Single-Game Highs

Goals: 2 (Occurred 16 times)
 Assists: 3 (2/7/22 vs TUC)
 Points: 5 (2/7/22 vs TUC)
 PIM: 12 (2/12/22 vs MB)
 Hat Tricks: None

AHL Longest Streaks

Goals: 6 (1/23/22-2/7/22)
 Assists: 5 (Occurred twice)
 Points: 9 (3/29/22-4/26/22)

AHL Firsts

First Game: 10/5/18 @ SJ
 First Goal: 10/6/18 @ STK
 First Assist: 10/5/18 @ SJ





Mason Primeau

57

(MAY-son PREE-moh)

Forward | 6-6 | 221 | Jul. 28, 2001 | Toronto, ON

Drafted: 2019, Vegas Golden Knights - 5th Rd (141st Overall)

Year	Team	LGE	Regular Season						Playoffs					
			GP	G	A	P	PIM	+/-	GP	G	A	P	PIM	+/-
2017-18	Guelph Storm	OHL	60	7	6	13	30	-10	6	0	2	2	0	-3
2018-19	Guelph Storm	OHL	20	3	4	7	14	-3	-	-	-	-	-	-
2018-19	North Bay Battalion	OHL	49	10	16	26	45	-23	5	1	2	3	4	0
2019-20	North Bay Battalion "A"	OHL	45	11	8	19	33	-36	-	-	-	-	-	-
2020-21	Fort Wayne Komets	ECHL	4	1	2	3	4	3	-	-	-	-	-	-
2020-21	Henderson Silver Knights	AHL	10	0	3	3	4	1	-	-	-	-	-	-
2021-22	Henderson Silver Knights	AHL	52	3	8	11	49	-7	-	-	-	-	-	-
2022-23	Savannah Ghost Pirates	ECHL	14	4	5	9	23	0	-	-	-	-	-	-
2022-23	Henderson Silver Knights	AHL	27	5	3	8	18	-4	-	-	-	-	-	-
2023-24	Henderson Silver Knights	AHL	18	1	4	5	5	-4	-	-	-	-	-	-
<i>Junior Total</i>			<i>174</i>	<i>31</i>	<i>34</i>	<i>65</i>	<i>122</i>	<i>-72</i>	<i>11</i>	<i>1</i>	<i>4</i>	<i>5</i>	<i>4</i>	<i>-3</i>
<i>Professional Total</i>			<i>125</i>	<i>14</i>	<i>25</i>	<i>39</i>	<i>103</i>	<i>-11</i>	<i>0</i>	<i>0</i>	<i>0</i>	<i>0</i>	<i>0</i>	<i>0</i>
<i>AHL Total</i>			<i>107</i>	<i>9</i>	<i>18</i>	<i>27</i>	<i>76</i>	<i>-14</i>	<i>0</i>	<i>0</i>	<i>0</i>	<i>0</i>	<i>0</i>	<i>0</i>
<i>Henderson Total</i>			<i>107</i>	<i>9</i>	<i>18</i>	<i>27</i>	<i>76</i>	<i>-14</i>	<i>0</i>	<i>0</i>	<i>0</i>	<i>0</i>	<i>0</i>	<i>0</i>

Career Highlights

- Signed to entry-level contract with Vegas on 5/31/21
- Recorded first AHL multi-goal game on 11/19/21 @ COL
- Selected 22nd overall in the 2017 OHL Priority Draft
- Career-highs in goals, assists, and points in 2018-19 with OHL North Bay
- Son of former NHLer Wayne Primeau

AHL Single-Game Highs


Goals: 2 (11/19/21 @ COL)
 Assists: 1
 Points: 2 (11/19/21 @ COL)
 PIM: 15 (1/22/22 @ STK)
 Hat Tricks: None

AHL Longest Streaks

Goals: 2 (12/28/22-12/30/22)
 Assists: 2 (10/18/22-10/19/22)
 Points: 2 (Occurred 3 times)

AHL Firsts

First Game: 2/13/21 @ BAK
 First Goal: 11/5/21 vs TUC
 First Assist: 3/24/21 vs COL





Dysin Mayo

(DIGH-sihn MAY-oh)

65

Defense | 6-0 | 189 | Aug. 17, 1996 | Victoria, BC
 Drafted: 2014, Arizona Coyotes - 5th Rd (133rd Overall)

Year	Team	LGE	Regular Season						Playoffs					
			GP	G	A	P	PIM	+/-	GP	G	A	P	PIM	+/-
2012-13	Edmonton Oil Kings	WHL	42	1	4	5	12	-3	19	0	4	4	2	12
2013-14	Edmonton Oil Kings	WHL	63	7	28	35	50	17	21	3	12	15	10	12
2014-15	Edmonton Oil Kings "A"	WHL	72	14	37	51	75	14	5	0	2	2	2	-4
2015-16	Edmonton Oil Kings "A"	WHL	71	6	37	43	86	0	6	0	0	0	8	-7
2015-16	Springfield Falcons	AHL	5	0	1	1	2	-4	-	-	-	-	-	-
2016-17	Tucson Roadrunners	AHL	25	1	2	3	0	-8	-	-	-	-	-	-
2016-17	Rapid City Rush	ECHL	25	1	15	16	4	-8	-	-	-	-	-	-
2017-18	Tucson Roadrunners	AHL	66	5	11	16	45	7	7	0	0	0	4	-2
2018-19	Tucson Roadrunners	AHL	67	2	4	6	46	-3	-	-	-	-	-	-
2019-20	Tucson Roadrunners	AHL	58	4	8	12	34	24	-	-	-	-	-	-
2020-21	Tucson Roadrunners "A"	AHL	35	1	3	4	22	-7	1	0	0	0	0	0
2021-22	Arizona Coyotes	NHL	67	4	8	12	27	-22	-	-	-	-	-	-
2021-22	Tucson Roadrunners "A"	AHL	2	0	0	0	2	-1	-	-	-	-	-	-
2022-23	Arizona Coyotes	NHL	15	0	0	0	8	-8	-	-	-	-	-	-
2022-23	Tucson Roadrunners	AHL	26	2	5	7	20	-9	-	-	-	-	-	-
2022-23	Henderson Silver Knights	AHL	17	1	3	4	8	-3	-	-	-	-	-	-
2023-24	Henderson Silver Knights	AHL	24	2	4	6	16	-2	-	-	-	-	-	-
<i>Junior Total</i>			<i>248</i>	<i>28</i>	<i>106</i>	<i>134</i>	<i>223</i>	<i>28</i>	<i>51</i>	<i>3</i>	<i>18</i>	<i>21</i>	<i>22</i>	<i>13</i>
<i>Professional Total</i>			<i>432</i>	<i>23</i>	<i>64</i>	<i>87</i>	<i>234</i>	<i>-44</i>	<i>8</i>	<i>0</i>	<i>0</i>	<i>0</i>	<i>4</i>	<i>-2</i>
<i>AHL Total</i>			<i>325</i>	<i>18</i>	<i>41</i>	<i>59</i>	<i>195</i>	<i>-6</i>	<i>8</i>	<i>0</i>	<i>0</i>	<i>0</i>	<i>4</i>	<i>-2</i>
<i>NHL Total</i>			<i>82</i>	<i>4</i>	<i>8</i>	<i>12</i>	<i>35</i>	<i>-30</i>	<i>0</i>	<i>0</i>	<i>0</i>	<i>0</i>	<i>0</i>	<i>0</i>
<i>Henderson Total</i>			<i>41</i>	<i>3</i>	<i>7</i>	<i>10</i>	<i>24</i>	<i>-5</i>	<i>0</i>	<i>0</i>	<i>0</i>	<i>0</i>	<i>0</i>	<i>0</i>

Career Highlights

- Acquired from Arizona by VGK on 2/22/23
- Appeared in 300th AHL game on 4/14/23 @ ONT
- World Championship Silver Medal with Canada in 2022
- 2014 WHL Champion and Memorial Cup Champion

AHL Single-Game Highs

Goals: 1
 Assists: 2 (Occurred 3 times)
 Points: 3 (Occurred twice)
 PIM: 5 (Occurred 3 times)
 Hat Tricks: None


AHL Longest Streaks

Goals: 2 (10/20/23 - 10/21/23)
 Assists: 2 (Occurred twice)
 Points: 2 (Occurred 4 times)

AHL Firsts

First Game: 4/9/16 @ HFD
 First Goal: 3/3/17 @ SD
 First Assist: 4/10/16 vs PRO





Tyler Benson

67

(TIGH-luhr BEHN-suhn)

Forward | 6-0 | 190 | Mar 15, 1998 | Edmonton, AB
Drafted: 2016, Edmonton Oilers - 2nd Rd (32nd Overall)

Year	Team	LGE	Regular Season						Playoffs					
			GP	G	A	P	PIM	+/-	GP	G	A	P	PIM	+/-
2013-14	Vancouver Giants	WHL	7	0	0	0	0	-1	-	-	-	-	-	-
2014-15	Vancouver Giants	WHL	62	14	31	45	55	-1	-	-	-	-	-	-
2015-16	Vancouver Giants "C"	WHL	30	9	19	28	46	0	-	-	-	-	-	-
2016-17	Vancouver Giants "C"	WHL	33	11	31	42	31	-3	-	-	-	-	-	-
2017-18	Vancouver Giants "C"	WHL	58	27	42	69	39	-1	7	3	8	11	10	0
2017-18	Bakersfield Condors	AHL	5	0	3	3	0	-1	-	-	-	-	-	-
2018-19	Bakersfield Condors	AHL	68	15	51	66	44	21	10	1	6	7	10	2
2019-20	Bakersfield Condors	AHL	47	9	27	36	34	-10	-	-	-	-	-	-
2019-20	Edmonton Oilers	NHL	7	0	1	1	0	-1	-	-	-	-	-	-
2020-21	GC Kusnacht Lions	Swiss	15	2	17	19	20	4	-	-	-	-	-	-
2020-21	Bakersfield Condors "A"	AHL	36	10	26	36	30	14	6	3	2	5	4	-1
2021-22	Bakersfield Condors	AHL	18	4	8	12	8	4	1	0	0	0	0	0
2021-22	Edmonton Oilers	NHL	29	1	1	2	18	-5	-	-	-	-	-	-
2022-23	Bakersfield Condors	AHL	43	5	18	23	29	-3	1	0	0	0	0	0
2022-23	Edmonton Oilers	NHL	2	0	0	0	0	0	-	-	-	-	-	-
2023-24	Henderson Silver Knights	AHL	20	2	7	9	6	-8	-	-	-	-	-	-
<i>Junior Total</i>			<i>190</i>	<i>61</i>	<i>123</i>	<i>184</i>	<i>171</i>	<i>-6</i>	<i>7</i>	<i>3</i>	<i>8</i>	<i>11</i>	<i>10</i>	<i>0</i>
<i>Professional Total</i>			<i>290</i>	<i>48</i>	<i>159</i>	<i>207</i>	<i>189</i>	<i>15</i>	<i>18</i>	<i>4</i>	<i>8</i>	<i>12</i>	<i>14</i>	<i>1</i>
<i>AHL Total</i>			<i>237</i>	<i>45</i>	<i>140</i>	<i>185</i>	<i>151</i>	<i>17</i>	<i>18</i>	<i>4</i>	<i>8</i>	<i>12</i>	<i>14</i>	<i>1</i>
<i>NHL Total</i>			<i>38</i>	<i>1</i>	<i>2</i>	<i>3</i>	<i>18</i>	<i>-6</i>	<i>0</i>	<i>0</i>	<i>0</i>	<i>0</i>	<i>0</i>	<i>0</i>
<i>Henderson Total</i>			<i>20</i>	<i>2</i>	<i>7</i>	<i>9</i>	<i>6</i>	<i>-8</i>	<i>0</i>	<i>0</i>	<i>0</i>	<i>0</i>	<i>0</i>	<i>0</i>

Career Highlights

- Signed AHL contract with Silver Knights on 7/10/23
- 2021 Pacific Division Champion with Bakersfield
- 2021 AHL Player of the Month (March)
- 2019 AHL All-Rookie Team and Second All-Star Team
- 2015 U18 WJC Bronze Medal with Canada

AHL Single-Game Highs

Goals: 3 (11/9/19 vs SJ)
 Assists: 3 (Occurred 5 times)
 Points: 4 (Occurred 3 times)
 PIM: 17 (2/18/23 @ CV)
 Hat Tricks: 1 (11/9/19 vs SJ)

AHL Longest Streaks

Goals: 4 (3/9/19-3/22/19)
 Assists: 5 (Occurred twice)
 Points: 10 (3/2/19-3/30/19)

AHL Firsts

First Game: 4/6/18 @ MB
 First Goal: 10/5/18 vs STK
 First Assist: 4/12/18 @ SJ





Gage Quinney

72

(GAYJ KWIHN-ee)

Forward | 6-0 | 206 | Jul. 29, 1995 | Las Vegas, NV
Drafted: Undrafted

Year	Team	LGE	Regular Season						Playoffs						
			GP	G	A	P	PIM	+/-	GP	G	A	P	PIM	+/-	
2012-13	Prince Albert Raiders	WHL	1	0	0	0	0	1	-	-	-	-	-	-	-
2013-14	Prince Albert Raiders	WHL	58	8	8	16	5	6	4	0	0	0	0	0	0
2014-15	Prince Albert Raiders	WHL	32	6	9	15	2	-3	-	-	-	-	-	-	-
2014-15	Kelowna Rockets	WHL	38	10	21	31	4	11	15	6	7	13	8	7	7
2015-16	Kelowna Rockets	WHL	5	2	5	7	2	4	-	-	-	-	-	-	-
2015-16	Kamloops Blazers	WHL	48	27	23	50	22	22	7	3	6	9	9	3	3
2016-17	Wheeling Nailers	ECHL	45	18	26	44	10	4	-	-	-	-	-	-	-
2017-18	WBS Penguins	AHL	57	14	19	33	18	5	3	0	0	0	0	0	-1
2018-19	Chicago Wolves	AHL	68	19	24	43	17	36	18	4	5	9	0	1	1
2019-20	Vegas Golden Knights	NHL	3	0	1	1	0	-1	-	-	-	-	-	-	-
2019-20	Chicago Wolves	AHL	46	17	19	36	8	6	-	-	-	-	-	-	-
2020-21	Henderson Silver Knights	AHL	19	10	7	17	8	10	3	1	1	2	0	3	3
2021-22	Henderson Silver Knights	AHL	38	12	11	23	8	0	2	0	0	0	0	0	-3
2022-23	Henderson Silver Knights "A"	AHL	66	25	39	64	22	-3	-	-	-	-	-	-	-
2023-24	Henderson Silver Knights	AHL	14	3	8	11	2	4	-	-	-	-	-	-	-
<i>Junior Total</i>			182	53	66	119	35	41	19	6	7	13	8	7	7
<i>Professional Total</i>			356	118	154	272	93	61	21	4	5	9	0	0	0
<i>AHL Total</i>			308	100	127	227	83	58	21	4	5	9	0	0	0
<i>NHL Total</i>			3	0	1	1	0	-1	0	0	0	0	0	0	0
<i>Henderson Total</i>			137	50	65	115	40	11	5	1	1	2	0	0	0

Career Highlights

- First Vegas native to play in the NHL
- HSK all-time leader in goals, assists, and points
- Scored 100th AHL goal on 11/26/23 vs TUC
- Led HSK in assists, points, PPG in 2022-23
- Recorded 200th career AHL point on 3/24/23
- Made NHL debut on 2/22/20 vs FLA
- Recorded first NHL point on 2/23/20 with an assist at Anaheim
- WHL Champion in 2015 with Kelowna
- Son of former NHLer Ken Quinney

AHL Single-Game Highs

- Goals: 3 (Occurred 3 times)
- Assists: 4 (3/18/23 vs BAK)
- Points: 4 (Occurred 3 times)
- PIM: 10 (Occurred twice)
- Hat Tricks: 3 (Most recent: 3/5/21 @ COL)

AHL Longest Streaks

- Goals: 3 (Occurred 4 times)
- Assists: 4 (Occurred 3 times)
- Points: 8 (1/11/23-2/18/23)



AHL Firsts

- First Game: 10/15/17 vs SYR
- First Goal: 10/15/17 vs SYR
- First Assist: 10/15/17 vs SYR



Daniel D'Amato

83

(DAN-yehl Duh-MAHT-oh)

Forward | 6-1 | 194 | Apr. 8, 2001 | Maple, ON

Drafted: Undrafted

Year	Team	LGE	Regular Season						Playoffs					
			GP	G	A	P	PIM	+/-	GP	G	A	P	PIM	+/-
2018-19	Erie Otters	OHL	63	4	11	15	13	-23	-	-	-	-	-	-
2019-20	Erie Otters	OHL	63	18	14	32	21	15	-	-	-	-	-	-
2020-21	Erie Otters	OHL	0	0	0	0	0	0	-	-	-	-	-	-
2021-22	Erie Otters 'C'	OHL	63	24	39	63	38	5	-	-	-	-	-	-
2021-22	Henderson Silver Knights	AHL	5	1	2	3	4	1	-	-	-	-	-	-
2022-23	Savannah Ghost Pirates	ECHL	47	15	28	43	41	3	-	-	-	-	-	-
2022-23	Henderson Silver Knights	AHL	22	0	3	3	4	-4	-	-	-	-	-	-
2023-24	Henderson Silver Knights	AHL	19	1	3	4	12	-4	-	-	-	-	-	-
<i>Junior Total</i>			<i>189</i>	<i>46</i>	<i>64</i>	<i>110</i>	<i>72</i>	<i>-3</i>	<i>0</i>	<i>0</i>	<i>0</i>	<i>0</i>	<i>0</i>	<i>0</i>
<i>Professional Total</i>			<i>93</i>	<i>17</i>	<i>36</i>	<i>53</i>	<i>61</i>	<i>-4</i>	<i>0</i>	<i>0</i>	<i>0</i>	<i>0</i>	<i>0</i>	<i>0</i>
<i>AHL Total</i>			<i>46</i>	<i>2</i>	<i>8</i>	<i>10</i>	<i>20</i>	<i>-7</i>	<i>0</i>	<i>0</i>	<i>0</i>	<i>0</i>	<i>0</i>	<i>0</i>
<i>Henderson Total</i>			<i>46</i>	<i>2</i>	<i>8</i>	<i>10</i>	<i>20</i>	<i>-7</i>	<i>0</i>	<i>0</i>	<i>0</i>	<i>0</i>	<i>0</i>	<i>0</i>

Career Highlights

- Signed AHL contract with Henderson on 6/29/23
- Led OHL Erie in scoring in 2021-22
- 4th overall pick in 2018 U18 OHL Priority Draft

AHL Single-Game Highs

Goals: 1
 Assists: 1
 Points: 1
 PIM: 4 (Occurred twice)
 Hat Tricks: None

AHL Longest Streaks

Goals: 1
 Assists: 2 (11/13/21-11/19/21)
 Points: 3 (11/13/21-11/20/21)

AHL Firsts

First Game: 11/10/21 @ SD
 First Goal: 11/20/21 @ COL
 First Assist: 11/13/21 @ STK





Isaiah Saville

31

(AYE-zay-uh SUH-vihl)

Goaltender | 6-1 | 207 | Sep. 21, 2000 | Anchorage, AK

Drafted: 2019, Vegas Golden Knights - 5th Rd (135th Overall)

Year	Team	LGE	Regular Season										Playoffs					
			GP	W	L	OT	MIN	GA	GAA	SVS	S%	SO	GP	W	L	OT	GAA	S%
2018-19	Tri-City Storm	USHL	34	25	4	3	1992	63	1.90	782	0.925	4	6	3	3	0	2.20	0.910
2019-20	U. of Nebraska-Omaha	NCAA	28	10	11	4	1559	74	2.85	718	0.907	1	-	-	-	-	-	-
2020-21	U. of Nebraska-Omaha	NCAA	24	12	11	1	1348	68	3.03	661	0.907	1	-	-	-	-	-	-
2021-22	U. of Nebraska-Omaha	NCAA	30	16	14	0	1761	74	2.52	723	0.907	4	-	-	-	-	-	-
2021-22	Henderson Silver Knights	AHL	8	6	1	0	439	15	2.05	195	0.929	0	-	-	-	-	-	-
2022-23	Savannah Ghost Pirates	ECHL	33	8	15	6	1806	93	3.09	1065	0.920	2	-	-	-	-	-	-
2022-23	Henderson Silver Knights	AHL	10	4	5	0	544	29	3.20	267	0.902	0	-	-	-	-	-	-
2023-24	Henderson Silver Knights	AHL	3	3	0	0	181	4	1.33	76	0.950	0	-	-	-	-	-	-
<i>Junior Total</i>			<i>34</i>	<i>25</i>	<i>4</i>	<i>3</i>	<i>1992</i>	<i>63</i>	<i>1.90</i>	<i>782</i>	<i>0.925</i>	<i>4</i>	<i>6</i>	<i>3</i>	<i>3</i>	<i>0</i>	<i>2.20</i>	<i>0.910</i>
<i>NCAA Total</i>			<i>82</i>	<i>38</i>	<i>36</i>	<i>5</i>	<i>4668</i>	<i>216</i>	<i>2.78</i>	<i>2102</i>	<i>0.907</i>	<i>6</i>	<i>0</i>	<i>0</i>	<i>0</i>	<i>0</i>	<i>0.00</i>	<i>0.000</i>
<i>Professional Total</i>			<i>54</i>	<i>21</i>	<i>21</i>	<i>6</i>	<i>2970</i>	<i>141</i>	<i>2.85</i>	<i>1603</i>	<i>0.919</i>	<i>2</i>	<i>0</i>	<i>0</i>	<i>0</i>	<i>0</i>	<i>0.00</i>	<i>0.000</i>
<i>AHL Total</i>			<i>21</i>	<i>13</i>	<i>6</i>	<i>0</i>	<i>1164</i>	<i>48</i>	<i>2.47</i>	<i>538</i>	<i>0.918</i>	<i>0</i>	<i>0</i>	<i>0</i>	<i>0</i>	<i>0.00</i>	<i>0.000</i>	
<i>Henderson Total</i>			<i>21</i>	<i>13</i>	<i>6</i>	<i>0</i>	<i>1164</i>	<i>48</i>	<i>2.47</i>	<i>538</i>	<i>0.918</i>	<i>0</i>	<i>0</i>	<i>0</i>	<i>0</i>	<i>0.00</i>	<i>0.000</i>	

Career Highlights

- Signed entry-level NHL contract with VGK on 3/19/22
- 2021 NCHC All-Star Team Honorable Mention
- 2019 USHL Goaltender of the Year, All-Rookie Team, and First All-Star Team
- 2019 Dave Peterson Award Winner (USA Hockey Junior Goalie of the Year)
- 2018 NAHL (Midwest) Goaltender of the Year with Minnesota

AHL Single-Game Highs

Saves: 37 (4/16/22 vs STK)
 Shots Faced: 38 (Occurred twice)
 Goals Allowed: 6 (Occurred twice)

AHL Longest Streaks

Games: 4 (3/8/23-3/15/23)
 Wins: 6 (4/4/22-4/23/22)
 Shutout (min): 71:55

AHL Firsts

First Game: 3/26/22 vs TUC
 First Win: 4/4/22 vs RFD
 First Shutout: ---





Jesper Vikman

(YEHS-puhr VIKE-muhn)

32

Goaltender | 6-4 | 205 | Mar. 11, 2002 | Stockholm, SWE

Drafted: 2020, Vegas Golden Knights - 5th Rd (125th Overall)

Year	Team	LGE	Regular Season										Playoffs					
			GP	W	L	OT	MIN	GA	GAA	SVS	S%	SO	GP	W	L	OT	GAA	S%
2018-19	AIK J20	J20 SuperElit	3	0	1	0	109	10	5.50	54	0.844	0	-	-	-	-	-	-
2019-20	AIK J20	J20 SuperElit	24	10	13	0	1430	73	3.06	675	0.902	0	-	-	-	-	-	-
2019-20	AIK	Allsvenskan	3	1	2	0	179	10	3.35	91	0.901	0	-	-	-	-	-	-
2020-21	AIK J20	J20 SuperElit	9	5	4	0	527	36	4.10	205	0.851	0	-	-	-	-	-	-
2020-21	AIK	Allsvenskan	5	2	1	0	246	14	3.42	108	0.885	0	-	-	-	-	-	-
2021-22	Vancouver Giants	WHL	35	17	15	2	1968	100	3.05	929	0.903	3	11	6	5	0	3.51	0.901
2022-23	Vancouver Giants	WHL	45	19	21	3	2572	141	3.29	1311	0.903	1	3	0	2	1	5.84	0.881
2022-23	Henderson Silver Knights	AHL	1	0	1	0	59	3	3.05	25	0.893	0	-	-	-	-	-	-
2023-24	Henderson Silver Knights	AHL	4	3	0	0	190	8	2.53	88	0.917	0	-	-	-	-	-	-
<i>Junior Total</i>			<i>116</i>	<i>51</i>	<i>54</i>	<i>5</i>	<i>6606</i>	<i>360</i>	<i>3.27</i>	<i>3174</i>	<i>0.898</i>	<i>4</i>	<i>14</i>	<i>6</i>	<i>7</i>	<i>1</i>	<i>3.97</i>	<i>0.896</i>
<i>Professional Total</i>			<i>13</i>	<i>6</i>	<i>4</i>	<i>0</i>	<i>674</i>	<i>35</i>	<i>3.12</i>	<i>287</i>	<i>0.891</i>	<i>0</i>	<i>0</i>	<i>0</i>	<i>0</i>	<i>0</i>	<i>0.00</i>	<i>0.000</i>
<i>AHL Total</i>			<i>5</i>	<i>3</i>	<i>1</i>	<i>0</i>	<i>249</i>	<i>11</i>	<i>2.65</i>	<i>113</i>	<i>0.911</i>	<i>0</i>	<i>0</i>	<i>0</i>	<i>0</i>	<i>0.00</i>	<i>0.000</i>	
<i>Henderson Total</i>			<i>5</i>	<i>3</i>	<i>1</i>	<i>0</i>	<i>249</i>	<i>11</i>	<i>0.00</i>	<i>113</i>	<i>0.000</i>	<i>0</i>	<i>0</i>	<i>0</i>	<i>0</i>	<i>0.00</i>	<i>0.000</i>	

Career Highlights

- Signed entry-level NHL contract with VGK on 4/10/23
- 2023 WHL BC Division First All-Star Team

AHL Single-Game Highs

Saves: 38 (10/25/23 @ SJ)
 Shots Faced: 41 (10/25/23 @ SJ)
 Goals Allowed: 3 (10/25/23 @ SJ)

AHL Longest Streaks

Games: 1
 Wins: 3 (10/21/23 - 10/29/23)
 Shutout (min): 30:33

AHL Firsts

First Game: 4/12/23 @ BAK
 First Win: 10/21/23 vs SJ
 First Shutout: ---





Michael Bullion

(MIGH-kuhl BOOL-yahn)

68

Goaltender | 6-1 | 200 | May 14, 1997 | Anchorage, AK

Drafted: Undrafted

Year	Team	LGE	Regular Season										Playoffs					
			GP	W	L	OT	MIN	GA	GAA	SVS	S%	SO	GP	W	L	OT	GAA	S%
2014-15	Portland Winterhawks	WHL	4	2	2	0	242	13	3.22	117	0.900	0	-	-	-	-	-	-
2015-16	Portland Winterhawks	WHL	8	2	4	1	441	30	4.08	195	0.867	0	-	-	-	-	-	-
2016-17	Portland Winterhawks	WHL	12	5	5	0	638	40	3.76	326	0.891	0	-	-	-	-	-	-
2016-17	Medicine Hat Tigers	WHL	25	16	5	0	1346	65	2.9	593	0.901	3	11	7	3	1	2.86	0.889
2017-18	Medicine Hat Tigers	WHL	40	20	15	0	2235	119	3.19	974	0.891	3	1	0	1	0	5.00	0.861
2018-19	U. Ontario Institute of Tech	USports	15	10	5	0	838	30	2.15	381	0.927	0	1	0	1	0	6.00	0.833
2019-20	U. Ontario Institute of Tech	USports	16	6	9	0	914	46	3.02	411	0.899	0	1	0	0	0	3.43	0.917
2021-22	Ontario Tech University	USports	5	4	1	0	307	12	2.35	139	0.921	1	-	-	-	-	-	-
2021-22	Norfolk Admirals	ECHL	9	3	3	1	472	21	2.67	218	0.912	1	-	-	-	-	-	-
2022-23	Norfolk Admirals	ECHL	18	3	11	2	984	67	4.08	477	0.877	0	-	-	-	-	-	-
2022-23	Macon Mayhem	SPHL	3	2	1	0	189	8	2.54	99	0.925	0	-	-	-	-	-	-
2022-23	Savannah Ghost Pirates	ECHL	16	9	5	0	852	47	3.31	441	0.904	1	-	-	-	-	-	-
2023-24	Savannah Ghost Pirates	ECHL	17	7	5	3	952	43	2.71	450	0.913	2	-	-	-	-	-	-
2023-24	Henderson Silver Knights	AHL	0	0	0	0	0	0	0.00	0	0.000	0	-	-	-	-	-	-
<i>Junior Total</i>			<i>89</i>	<i>45</i>	<i>31</i>	<i>1</i>	<i>4902</i>	<i>267</i>	<i>3.27</i>	<i>2205</i>	<i>0.892</i>	<i>6</i>	<i>12</i>	<i>7</i>	<i>4</i>	<i>1</i>	<i>3.04</i>	<i>0.886</i>
<i>University Total</i>			<i>36</i>	<i>20</i>	<i>15</i>	<i>0</i>	<i>2059</i>	<i>88</i>	<i>2.56</i>	<i>931</i>	<i>0.914</i>	<i>1</i>	<i>2</i>	<i>0</i>	<i>1</i>	<i>0</i>	<i>5.05</i>	<i>0.867</i>
<i>Professional Total</i>			<i>63</i>	<i>24</i>	<i>25</i>	<i>6</i>	<i>3449</i>	<i>186</i>	<i>3.24</i>	<i>1685</i>	<i>0.901</i>	<i>4</i>	<i>0</i>	<i>0</i>	<i>0</i>	<i>0</i>	<i>0</i>	<i>0</i>
<i>AHL Total</i>			<i>0</i>	<i>0</i>	<i>0</i>	<i>0</i>	<i>0</i>	<i>0</i>	<i>0.00</i>	<i>0</i>	<i>0.000</i>	<i>0</i>	<i>0</i>	<i>0</i>	<i>0</i>	<i>0</i>	<i>0</i>	<i>0.000</i>
<i>Henderson Total</i>			<i>0</i>	<i>0</i>	<i>0</i>	<i>0</i>	<i>0</i>	<i>0</i>	<i>0.00</i>	<i>0</i>	<i>0.000</i>	<i>0</i>	<i>0</i>	<i>0</i>	<i>0</i>	<i>0</i>	<i>0</i>	<i>0.000</i>

Career Highlights

- Signed professional tryout agreement with HSK on 12/19/23
- 2023 ECHL All-Star

AHL Single-Game Highs

Saves: ---
 Shots Faced: ---
 Goals Allowed: ---

AHL Longest Streaks

Games: ---
 Wins: ---
 Shutouts: ---

AHL Firsts

First Game: ---
 First Win: ---
 First Shutout: ---



Ryan Craig

(RIGH-uhn KRAIG)

HC

Head Coach | Jan 6, 1982 | Abbotsford, BC
1st Season with Henderson Silver Knights

Coaching Highlights

- First professional head coaching position
- Served as Assistant Coach with Vegas Golden Knights from 2017-23
- Stanley Cup champion with Vegas in 2022-23

Player Highlights

- 8th Round draft pick (255th overall) of the Tampa Bay lightning in 2002
- Played in 198 NHL games for Tampa Bay (2005-10), Pittsburgh (2010-11), and Columbus Blue Jackets (2013-15)
- Played in 711 AHL games for Hershey (2003-04), Springfield (2004-06, 2012-15), Norfolk (2007-08), Wilkes-Barre/Scranton (2010-12), and Cleveland (2015-16)
- 2016 Calder Cup Champion with AHL Cleveland
- 2017 AHL All-Star
- Nine-time AHL captain
- CHL and WHL Humanitarian of the Year Awards in 2003 with WHL Brandon
- 2002-03 WHL (East) First Team All-Star





Jamie Heward

(JAY-mee HYEW uhrd)

AC

Assistant Coach | Mar. 30, 1971 | Regina, SK
4th Season with Henderson Silver Knights

Coaching Highlights

- Associate Coach of WHL Vancouver Giants (2018-20)
- Assistant Coach and Director of Player Development for WHL Swift Current Broncos (2012-18)
- 2018 WHL Championship with Swift Current
- Assistant Coach for Canada at World U-17 Hockey Challenge

Player Highlights

- 1st Round draft pick (16th overall) of the Pittsburgh Penguins in 1989
- Played 394 NHL games with Toronto, Nashville, NY Islanders, Columbus, Washington, Los Angeles, and Tampa Bay
- Played in 206 AHL games with St. John's, Philadelphia, Syracuse, and Norfolk; 185 IHL games with Muskegon and Cleveland
- World Championship Gold Medals (2003, 2004), Silver Medal (2005), and Bronze Medal (1995) for Canada
- Calder Cup Champion with Philadelphia Phantoms in 1998
- Named AHL's Best Defenseman in 1998
- AHL First All-Star Team in 1996 and 1998
- Led all AHL defensemen in goals in 1995-96 and points in 1997-98
- WHL (East) First All-Star Team in 1990-91 with Regina Pats





Brent Kisio

(BREHNT KIH-see-oh)

AC

Assistant Coach | Dec. 15, 1982 | Calgary, AB
1st Season with Henderson Silver Knights

Coaching Highlights

- Hired as assistant coach on 8/10/2023
- Head Coach of WHL Lethbridge Hurricanes for eight seasons (2015-23)
- Hired as assistant coach on 8/10/2023
- Led WHL Lethbridge to two Conference Final appearances and a division title
- All-time leader in coaching wins for WHL Lethbridge
- Served eight seasons as assistant coach with WHL Calgary (2007-15)
- Won Ed Chynoweth Cup and went to Memorial Cup in 2010 with Calgary
- Served as assistant coach for Canada at World Junior Championship in 2019 and 2023, winning gold medal in 2023

Player Highlights

- Played in 99 NCAA games with Nebraska-Omaha from 2003-07
- Recorded 11 goals and 28 points at Nebraska-Omaha
- Son of former NHLer Kelly Kisio





Fred Brathwaite

Goaltending Coach | Ottawa, ON
4th Season with Henderson Silver Knights

Coaching Highlights

- Goaltending Coach for NY Islanders (2017-18)
- Goaltending Coach for Team Canada at U-18 World Juniors (2013-17) and U-20 World Juniors (2013-14)
- Goaltending Coach for Adler Mannheim of DEL (2013-14)



Sumit Singh

Video Coach | New York, NY
1st Season with Henderson Silver Knights

Coaching Highlights

- Video Coach with ECHL Savannah in 2022-23



Joey Amundson

Strength & Conditioning | Janesville, WI
1st Season with Henderson Silver Knights



Todd Richardson

Head Athletic Trainer | Melville, SK
4th Season with Henderson Silver Knights



Hayato Ikeda

Assistant Athletic Trainer | Madison, WI
4th Season with Henderson Silver Knights



Jorge
Lopez

Equipment Manager | Laredo, TX
3rd Season with Henderson Silver Knights



Julio
Romero

Assistant Equipment Manager | Laredo, TX
1st Season with Henderson Silver Knights



COACHELLA VALLEY FIREBIRDS ROSTER

FORWARDS

NO.	NAME	CONTRACT	HT	WT	SHOT	HOMETOWN	AGE	DOB	LAST YEAR'S CLUB	PRONUNCIATION
10	Luke Henman	NHL	6'0	168	L	Dartmouth, NS, CAN	23	4/29/00	Coachella Valley (AHL)	HEN-min
15	John Hayden	NHL	6'3	223	R	Chicago, IL	28	2/14/95	Seattle (NHL)/Coachella Valley (AHL)	HAY-din
17	Max McCormick	NHL	5'11	187	L	De Pere, WI	31	5/1/92	Seattle (NHL)/Coachella Valley (AHL)	MIH-kor-mik
19	Cameron Hughes	NHL	5'11	185	L	Edmonton, AB, CAN	27	10/9/96	Coachella Valley (AHL)	HUGHES
21	Ian McKinnon	AHL	6'2	212	L	Whitby, ON, CAN	25	3/5/98	Coachella Valley (AHL)	MIH-kih-nihn
22	Andrew Poturalski	NHL	5'10	183	R	Williamsville, NY	29	1/14/94	Coachella Valley (AHL)	POHT-uhr-ALL-skee
27	Ryan Winterton	NHL	6'2	190	R	Markham, ON, CAN	20	9/4/03	London (OHL)	WIN-tuhr-tihn
32	Tucker Robertson	NHL	5'10	190	R	Toronto, ON, CAN	20	6/22/03	Peterborough (OHL)	RAHB-uhrt-sihn
33	Ville Petman	NHL	5'10	181	L	Lappeenranta, FIN	23	1/18/00	Coachella Valley (AHL)	VIHL-ee, PET-min
34	Marian Studenic	NHL	6'1	181	L	Skalica, SVK	25	10/28/98	Texas (AHL)	MARE-e-in, STOO-dih-neeck
40	Jeremy McKenna	AHL	5'10	194	R	Canmore, AB, CAN	24	4/20/99	Coachella Valley (AHL)/Kansas City (ECHL)	mih-KEN-uh
51	Shane Wright	NHL	6'0	198	R	Burlington, ON, CAN	19	1/5/04	Seattle (NHL)/Coachella Valley (AHL)	RITE
63	Jacob Melanson	NHL	6'1	206	R	Amherst, NS, CAN	20	4/22/03	Sherbrooke/Acadie-Bathurst (QMJHL)	muh-LAWN-sin
96	Logan Morrison	NHL	6'0	179	R	Guelph, ON, CAN	21	7/9/02	Ottawa/Hamilton (OHL)	MORRIS-in

DEFENSE

NO.	NAME	CONTRACT	HT	WT	SHOT	HOMETOWN	AGE	DOB	LAST YEAR'S CLUB	PRONUNCIATION
6	Peetro Seppälä	NHL	6'2	192	L	Kuusankoski, FIN	23	8/17/00	Coachella Valley (AHL)	PEE-tro, SEHP-ull-uh
8	Cale Fleury	NHL	6'1	212	R	Calgary, AB, CAN	25	11/19/98	Seattle (NHL)	FLUHR-ee
9	Mitch Reinke	NHL	5'11	181	R	Stirlwater, MN	27	2/4/96	Wilkes-Barre/Scranton (AHL)	REHN-kee
23	Gustav Olofsson	NHL	6'3	201	L	Boras, SWE	29	12/1/94	Seattle (NHL)/Coachella Valley (AHL)	GOO-stahv, OH-lahf-suhn
36	Ville Ottavainen	NHL	6'5	216	R	Oulu, FIN	21	8/12/02	Coachella Valley (AHL)/JYP (Liiga)	VIHL-ee, ahta-VINE-nin
4	Jimmy Schuldt	NHL	6'1	203	L	Minnetonka, MN	28	5/11/95	Coachella Valley (AHL)	SCHULDT
58	Connor Carrick	NHL	5'11	194	R	Orland Park, IL	29	4/13/94	Boston (NHL)/Providence (AHL)	KAIR-ihk

GOALIES

NO.	NAME	CONTRACT	HT	WT	C	HOMETOWN	AGE	DOB	LAST YEAR'S CLUB	PRONUNCIATION
1	Cale Morris	PTO	6'1	190	L	Larkspur, CO	27	5/22/96	Chicago (AHL)/Norfolk (ECHL)	MORRIS
30	Ales Stezka	NHL	6'2	216	L	Plzen, CZE	26	1/6/97	HC Vitkovice (Czechia)	a-LISH, STEHZ-kuh
45	Jack LaFontaine	AHL	6'3	209	L	Mississauga, ON	25	1/6/98	Syracuse (AHL)/Orlando (ECHL)	lah-FAWN-tain

STAFF

TITLE	NAME
VP, Hockey & Business Operations	Troy Bodie
Head Coach	Dan Bylsma
Assistant Coach	Jessica Campbell
Assistant Coach	Siu Bickel
Goaltending Coach	Colin Zulianello
Video Coach	Erik Elenz
Strength & Conditioning Coach	Brandon Wickett
Head Equipment Manager	Brian "Elvis" Garcia
Assistant Equipment Manager	Shawn Thorns
Head Athletic Trainer	Brett Bernstein
Assistant Athletic Trainer	Justin Broy
Director, Broadcast & Communications	Evan Pivnick

COACHING STAFF

DAN BYLSMA — HEAD COACH

Bylsma is most notable for leading the Pittsburgh Penguins to the 2009 Stanley Cup after taking over as head coach mid-season to finish the regular season with an 18-3-4 record. Two seasons later, Bylsma won the Jack Adams NHL coach-of-the-year award. After six years in Pittsburgh, Bylsma served as the Buffalo Sabres head coach for two seasons. More recently, he was an assistant coach with the Detroit Red Wings for three NHL seasons before joining the Kraken player development group by serving as assistant coach in Charlotte. The Grand Haven, MI native was also the head coach for Team USA at the 2014 Winter Olympics in Sochi. As a player, Bylsma skated in 439 regular season National Hockey League games, 95 regular season American Hockey League games, and 231 International Hockey League games. Bylsma attended and played hockey at Bowling Green State University in Bowling Green, Ohio where he was a two-time CCHA Academic All-American.

JESSICA CAMPBELL — ASSISTANT COACH

Campbell served as an assistant coach for Germany at the 2022 IIHF Men's World Championship, becoming the first woman to join the coaching staff of a national team participating in the World Championship. This past season, Campbell joined the Tri-City Storm, USHL development program actively heading the Windy City Storm Girl's Hockey program in Chicago while also serving as an assistant coach and skills coach for the Nurnberg Ice Tigers in the Deutsche Eishockey Liga (DEL). As a player, the Rocanville, Saskatchewan native represented Canada in two Under-18 World Junior Championships, serving as captain at the 2010 event, scoring the gold medal-winning goal, and earning tournament MVP. She also played five games for Canada at the 2015 IIHF Ice Hockey Women's World Championship. Campbell played three seasons (2014-15 - 2016-17) for the Calgary Inferno of the Canadian Women's Hockey League (CWHL), winning the Clarkson Cup in 2016. Prior to playing professionally, Campbell skated four years (2010-11 - 2013-14) at Cornell University, serving as captain in her senior season.

STU BICKEL — ASSISTANT COACH

Bickel enters year two with the Firebirds coaching staff after serving as the assistant coach for the Springfield Thunderbirds for the 2021-2022 season. In 2021-22, Bickel previously served as head coach and assistant manager for the Minnesota Magicians in the North American Hockey League. A native of Minnesota, Bickel also worked as an assistant coach at his alma mater, the University of Minnesota from 2018-2020. As a player, Bickel was known throughout his career as a hard-nosed defenseman and winger. Bickel skated in 76 NHL games from 2011-2015 for the New York Rangers and Minnesota Wild. He completed over 10 AHL seasons with several different teams scoring 12 goals, 42 assists, and racked up 919 penalty minutes in 310 games.

ERIK ELENZ — VIDEO COACH

Now completing his first season in the American Hockey League, Elenz previously spent two seasons as director of video for the University of Vermont Men's Ice Hockey team. Elenz was named to the Team Germany coaching staff for the 2022 IIHF World Championships in Helsinki, Finland. Elenz graduated from the University of Vermont in 2022.

COLIN ZULIANELLO - GOALTENDING COACH

Zulianello will take on the role of goaltending coach. Zulianello most recently served as goaltending coach for Lakehead University in his native Thunder Bay, Ontario. Zulianello spent three seasons as the goaltending coach for the AHL's Stockton Heat. From 2001 to 2005, Zulianello, a goaltender himself, played in four AHL games and 122 ECHL games after attending and playing hockey at Colorado College

BRANDON WICKETT - HEAD STRENGTH & CONDITIONING COACH

Wickett enters his first season with the Firebirds. The New Jersey native was most recently the Strength and Conditioning Coach and Sports Performance Coach with the University of Massachusetts.

HOCKEY OPERATIONS

TROY BODIE — VICE PRESIDENT OF HOCKEY OPERATIONS

Bodie contributes to the business side in Palm Desert and the surrounding community, and works closely with Seattle's hockey operations staff. Bodie spent three seasons as director of pro scouting with the Toronto Maple Leafs following three seasons as a pro scout with the club. Prior to joining the scouting ranks, Bodie had a nine-year pro playing career that included 381 games in the AHL with Hamilton, Springfield, Iowa, San Antonio, Toronto, Syracuse, Norfolk and Portland. Drafted by the Edmonton Oilers in 2003, Bodie also played 159 games in the NHL with Anaheim, Carolina and Toronto. Bodie played his junior hockey with Kelowna in the Western Hockey League, capturing a Memorial Cup title in 2004.

BRIAN GARCIA — HEAD EQUIPMENT MANAGER

Garcia is entering his second season as head equipment manager for the Firebirds. Garcia, known around hockey circles as "Elvis", has been involved in professional hockey for 20 seasons, dating back to his debut role in 2001-2002 with the WCHL's Long Beach Ice Dogs. The Southern California-native previously served as head equipment manager for the AHL's Texas Stars from 2008-09 until 2020-21. Garcia worked his 1,000th professional hockey game on November 18, 2018.

BRETT BERNSTEIN - HEAD ATHLETIC TRAINER

Bernstein came to the Firebirds before last season. Previously he was an athletic trainer for the AHL's San Diego Gulls. Bernstein was a seasonal athletic training intern with the Los Angeles Chargers during the 2020-21 season. Prior to his time in the NFL, Bernstein spent two years at Michigan State University as a graduate assistant athletic trainer for men's soccer, tennis, and football programs. Bernstein earned a master's degree in kinesiology from Michigan State University and a bachelor's degree in athletic training from Pennsylvania State University, while also assisting as an athletic training student for the men's hockey program. The Melrose Park, Pennsylvania-native is a Certified Athletic Trainer through the NATA's Board of Certification, a Corrective Exercise Specialist through the National Academy of Sports Medicine and a Certified Strength and Conditioning Specialist.

SHAWN THORNS - ASSISTANT EQUIPMENT MANAGER

Thorns is in his second year as the team's assistant equipment manager. Thorns was previously with the ECHL's Greenville Swamp Rabbits, where he was the team's head equipment manager since the 2018-19 season. Before his time in Greenville, the Charleston, South Carolina-native spent time with the SPHL's Macon Mayhem and was an assistant equipment manager with the ECHL's South Carolina Stingrays from 2013 to 2017.

JUSTIN BROY - ASSISTANT ATHLETIC TRAINER

Broy voyages to the Valley to become the team's assistant athletic trainer, working under Brett Bernstein. Broy was previously the head athletic trainer for the USHL's Dubuque Fighting Saints. A 2021 graduate of the University of Southern Maine, Broy interned with Boston College's ice hockey program.



ALL-TIME REGULAR SEASON HIGHS AND LOWS

TEAM STATS

Most Goals Scored in a Game	8	vs. Abbotsford Canucks @ San Jose Barracuda vs. San Diego Gulls @ San Jose Barracuda @ San Diego Gulls Three Times	October 31, 2023 October 28, 2023 March 19, 2023 December 9, 2022 December 16, 2022
Most Goals Allowed in a Game	7	@ Henderson Silver Knights @ Tucson Roadrunners @ Texas Stars	March 24, 2022 December 13, 2022 March 22, 2023
	7	vs. Ontario Reign vs. Calgary Wranglers	December 28, 2022 October 28, 2022
Most Goals Scored in a Period	5	vs. Abbotsford Canucks @ San Jose Barracuda @ Bakersfield Condors @ Calgary Wranglers	October 31, 2023 December 9, 2022 March 3, 2023 October 16, 2022
Most Goals Allowed in a Period	4	vs. Ontario Reign vs. Abbotsford Canucks	December 28, 2022 October 23, 2022
Most Shots on Goal in a Game	48	vs. Tucson Roadrunners vs. San Diego Gulls	November 12, 2023 November 8, 2023
	45	vs. San Jose Barracuda vs. Ontario Reign	November 8, 2023 February 27, 2023
	44	vs. Ontario Reign vs. Tucson Roadrunners	October 25, 2023 January 8, 2023
Most Shots on Goal Allowed in a Game	50	vs. Tucson Roadrunners @ Colorado Eagles	November 12, 2023 November 18, 2022
	49	vs. Abbotsford Canucks vs. San Jose Barracuda @ Ontario Reign	October 31, 2023 February 27, 2023 February 22, 2023
Most Shots on Goal in a Period	43	@ Ontario Reign vs. Colorado Eagles vs. Ontario Reign	December 17, 2023 January 8, 2023 March 4, 2023
	21	@ San Jose Barracuda @ San Jose Barracuda	December 9, 2022 December 18, 2022
	19	vs. Tucson Roadrunners @ Tucson Roadrunners @ Calgary Wranglers @ San Diego Gulls vs. Texas Stars	December 13, 2022 October 16, 2022 November 26, 2022 March 11, 2023
Most Shots on Goal Allowed in a Period	21	December 22, 2022 (3-2 SOW vs. HSK) - January 7, 2023 (4-0 W vs. SJ) December 23, 2022 (1-0 W vs. HSK) - January 7, 2023 (4-0 W vs. SJ) November 17, 2023 (3-2 SOW @ TUC) - Current December 23, 2022 (1-0 W vs. HSK) - January 26, 2023 (3-2 OTW @ IA) Three Times	
	20	vs. Ontario Reign @ San Jose Barracuda @ San Jose Barracuda	November 11, 2023 (4-1 L vs. CGY) - December 2, 2023 (4-3 OTL vs. ONT) November 18, 2022 (2-1 OTL @ COL) - November 22, 2022 (4-3 L @ CGY)
Most Power-Play Goals in a Game	4	vs. Henderson Silver Knights @ Tucson Roadrunners	March 25, 2023 December 13, 2022
Most Power-Play Goals Against in a Game	3	vs. Henderson Silver Knights @ Tucson Roadrunners	March 25, 2023 December 13, 2022
Most Shorthanded Goals in a Game	2	John Hayden vs. BAK Tye Kartye vs. ONT @ San Diego Gulls	January 13, 2023 January 8, 2023 December 16, 2022
Most Shorthanded Goals Against in a Game	2	vs. San Diego Gulls @ San Jose Barracuda vs. Tucson Roadrunners Three Times	January 22, 2023 March 4, 2023 December 20, 2022
Longest Winning Streak	7	@ Henderson Silver Knights vs. Texas Stars @ Ontario Reign @ San Diego Gulls	March 25, 2023 March 12, 2023 January 21, 2023 December 16, 2022
Longest Home Winning Streak	4	@ Tucson Roadrunners @ San Jose Barracuda @ Abbotsford Canucks	December 9, 2022 December 9, 2022 November 5, 2022
Longest Road Winning Streak	6	@ Henderson Silver Knights @ Ontario Reign @ Tucson Roadrunners	March 24, 2023 January 21, 2023 December 13, 2022
Longest Points Streak	14	@ Tucson Roadrunners @ Ontario Reign vs. San Diego Gulls	October 21, 2023 March 31, 2023 February 4, 2023
Longest Winless Streak	3	vs. San Jose Barracuda @ San Jose Barracuda	January 7, 2023 December 30, 2022
Longest Home Winless Streak	5	@ Henderson Silver Knights vs. Henderson Silver Knights	December 2, 2022 December 28, 2022
Longest Road Winless Streak	3	@ Bakersfield Condors Max McCormick (No Goal) Martin Chromiak (No Goal) Riley Tufté (Goal)	April 14, 2023 @ SD, February 24, 2023 vs. ONT, January 8, 2023 @ TEX, March 22, 2023
Most Penalty Minutes Taken in a Game	58		
Most Combined Penalty Minutes in a Game	126		
Quickest Firebirds' Goal to Start a Game	:15		
	:17		
Quickest Opponents' Goal to Start a Game	:09		
Shortest Time Between Two Firebirds' Goals	:25		
Shortest Time Between Two Opponents' Goals	:13		
Shortest Time Between Two Goals	:09		
Largest Crowd at Home	10,087		
Hat Tricks - 6	Cameron Hughes Tye Kartye Max McCormick Jesper Froden Kole Lind Kole Lind		
Hat Tricks Against - 2	Sakari Manninen Martin Chromiak Mike Carcone Chris Driedger Chris Driedger Christopher Gibson Joey Daccord Christopher Gibson Joey Daccord Joey Daccord Calvin Pickard		
Shutouts - 6			
Shutouts Against - 1			
Penalty Shots	1		
Penalty Shots Against	2		

INDIVIDUAL SINGLE GAME BESTS

POINTS

- 1.) Max McCormick (5) @ SJ, October 28, 2023
- 2.) Cameron Hughes (4) @ SD, February 24, 2023
Max McCormick (4) @ ONT, January 21, 2023
Kole Lind (4) @ CGY, October 16, 2022
Kole Lind (4) @ SJ, December 9, 2022

GOALS

- 1.) Cameron Hughes (3) vs HSK, March 24, 2023
Tye Kartye (3) vs. TEX, March 12, 2023
Max McCormick (3) @ ONT, January 21, 2023
Jesper Froden (3) @ SD, December 16, 2022
Kole Lind (3) @ ABB, November 5, 2022
Kole Lind (3) @ SJ, December 9, 2022
- 2.) Max McCormick (2) vs. IA, March 15, 2023
Tye Kartye (2) @ BAK, March 3, 2023
Max McCormick (2) @ SJ, December 9, 2022
Kole Lind (2) @ CGY, October 16, 2022
Andrew Poturalski (2) vs. CGY, October 28, 2022
Shane Wright (2) @ CGY, November 24, 2022

ASSISTS

- 1.) Max McCormick (3) vs. SD, March 19, 2023
Ryker Evans (3) vs. SD, March 19, 2023
Cameron Hughes (3) @ SJ, March 4, 2023
Several Other Players (3)

PIM

- 1.) Ian McKinnon (19) @ IA, January 28, 2023
- 2.) Eddie Wittchow (17) vs. HSK, March 25, 2023
Ian McKinnon (17) vs. IA, March 15, 2023
Tye Kartye (17) @ TUC, December 13, 2022
John Hayden (17) vs. ABB, October 23, 2022
Kole Lind (17) @ ABB, November 4, 2022

PLUS/MINUS

- 1.) Jimmy Schuldt (+4) vs. HSK, March 25, 2023
Brogan Rafferty (+4) vs. HSK, March 25, 2023
Tye Kartye (+4) vs. TEX, March 12, 2023
Cameron Hughes (+4) vs. TEX, March 12, 2023
Kole Lind (+4) @ CGY, October 16, 2022
Brogan Rafferty (+4) @ SD, December 16, 2022

SHOTS

- 1.) Tye Kartye (8) vs. SD, March 19, 2023
- 2.) Max McCormick (7) vs. ABB, October 31, 2023
Tye Kartye (7) vs. BAK, April 15, 2023
Kole Lind (7) vs. CGY, October 28, 2022
- 3.) Andrew Poturalski (6) vs. SD, November 8, 2023
Cameron Hughes (6) @ ONT, March 31, 2023
Jimmy Schuldt (6) vs. CGY, March 1, 2023
Cameron Hughes (6) vs. SJ, January 10, 2023
Jesper Froden (6) vs. SJ, January 10, 2023
John Hayden (6) @ SJ, December 31, 2022
Shane Wright (6) @ HSK, December 3, 2022
John Hayden (6) @ TUC, November 11, 2022
Anrew Poturalski (6) @ TUC, November 11, 2022
Jesper Froden (6) @ TUC, November 11, 2022

SAVES

- 1.) Christopher Gibson (48) vs. ONT, January 8, 2023
- 2.) Joey Daccord (41) @ COL, November 18, 2022
- 3.) Joey Daccord (39) vs. SJ, January 7, 2023
- 4.) Callum Booth (38) vs. CGY, October 29, 2022
- 5.) Joey Daccord (37) @ BAK, March 3, 2023



REGULAR SEASON GAME-BY-GAME RESULTS

NO.	DATE	OPPONENT	TIME	RESULT	SCORE	RECORD	CV GOALTENDER	OPP GOALTENDER	SF-SA	PP/PK
1	Oct. 13	vs. Bakersfield	7:00pm	L	3-2	0-1-0-0	Driedger	Pickard	38-28	0-2/1-1
2	Oct. 21	at Tucson	7:00pm	W	4-0	1-1-0-0	Driedger	Villalta	29-27	1-3/4-4
3	Oct. 25	vs. Ontario	7:00pm	L	1-0	1-2-0-0	Driedger	Rittich	41-25	0-4/2-2
4	Oct. 28	at San Jose	6:00pm	W	8-2	2-2-0-0	Driedger	Chrona (L)/Romanov	39-35	1-3/2-2
5	Oct. 29	at San Jose	3:00pm	W (OT)	5-4	3-2-0-0	Stezka	Romanov	29-31	2-4/3-4
6	Oct. 31	vs. Abbotsford	7:00pm	W	8-3	4-2-0-0	Driedger	Silovs/Tolopilo (L)	45-26	2-4/1-1
7	Nov. 4	at Bakersfield	7:00pm	W	2-1	5-2-0-0	Driedger	Pickard	34-19	1-3/4-4
8	Nov. 8	vs. San Diego	7:00pm	W	4-2	6-2-0-0	Driedger	Clang	34-27	1-3/2-3
9	Nov. 11	vs. Calgary	6:00pm	L	4-2	6-3-0-0	Driedger	Dansk	41-23	0-4/1-1
10	Nov. 12	vs. Tucson	5:00pm	L	5-3	6-4-0-0	Stezka	Villalta	48-49	0-4/2-3
11	Nov. 15	at Henderson	7:00pm	L	5-4	6-5-0-0	Driedger	Patera	28-20	1-8/4-6
12	Nov. 17	at Tucson	6:00pm	W (SO)	3-2	7-5-0-0	Driedger	Villalta	45-29	0-4/3-3
13	Nov. 18	at Tucson	6:00pm	W	5-4	8-5-0-0	Stezka	Thornton/Villalta (L)	30-30	0-4/1-2
14	Nov. 21	vs. Ontario	7:00pm	L	6-0	8-6-0-0	Stezka	Rittich	24-36	0-2/2-5
15	Nov. 25	at Bakersfield	7:00pm	W	4-2	9-6-0-0	Stezka	Campbell	37-22	1-3/4-4
16	Nov. 29	vs. San Jose	7:00pm	L	5-3	9-7-0-0	Driedger	Makiniemi	34-35	2-5/2-5
17	Dec. 1	at Ontario	7:00pm	W	2-0	10-7-0-0	Driedger	Rittich	21-28	1-3/4-4
18	Dec. 2	vs. Ontario	6:00pm	L (OT)	4-3	10-7-1-0	Stezka/Driedger (L)	Portillo	32-31	1-5/2-3
19	Dec. 8	at Abbotsford	7:00pm	W	4-2	11-7-1-0	Driedger	Silovs	36-25	1-8/4-4
20	Dec. 9	at Abbotsford	7:00pm	W	4-2	12-7-1-0	Driedger	Tolopilo	35-24	1-4/2-2
21	Dec. 12	vs. Abbotsford	7:00pm	W (OT)	4-3	13-7-1-0	LaFontaine	Silovs	31-29	2-10/1-3
22	Dec. 16	vs. Bakersfield	6:00pm	W	5-2	14-7-1-0	LaFontaine	Campbell (L)/Rodrigue	37-27	0-1/1-1
23	Dec. 17	vs. Colorado	5:00pm	L	1-0	14-8-1-0	Morris	Miner	22-44	0-3/2-3
24	Dec. 20	at Henderson	7:00pm							
25	Dec. 23	vs. Bakersfield	6:00pm							
26	Dec. 27	vs. San Diego	7:00pm							
27	Dec. 29	at Tucson	6:00pm							
28	Jan. 1	at Calgary	12:00pm							
29	Jan. 2	at Calgary	6:00pm							
30	Jan. 6	vs. Abbotsford	6:00pm							
31	Jan. 7	vs. Abbotsford	2:00pm							
32	Jan. 10	at San Diego	6:00pm							
33	Jan. 12	at Colorado	6:05pm							
34	Jan. 13	at Colorado	6:05pm							
35	Jan. 15	vs. Henderson	5:00pm							
36	Jan. 17	vs. Henderson	7:00pm							
37	Jan. 19	vs. Calgary	7:00pm							
38	Jan. 20	at Ontario	6:00pm							
39	Jan. 24	at Henderson	7:00pm							
40	Jan. 26	at Texas	5:00pm							
41	Jan. 27	at Texas	5:00pm							
42	Jan. 31	vs. Calgary	7:00pm							
43	Feb. 1	vs. Calgary	7:00pm							
44	Feb. 3	vs. Tucson	6:00pm							
45	Feb. 10	vs. Henderson	6:00pm							
46	Feb. 15	vs. San Jose	7:00pm							
47	Feb. 17	vs. Colorado	6:00pm							
48	Feb. 18	vs. Henderson	5:00pm							
49	Feb. 21	at San Jose	7:00pm							
50	Feb. 23	at Ontario	7:00pm							
51	Feb. 28	vs. San Jose	7:00pm							
52	Mar. 1	at Bakersfield	7:00pm							
53	Mar. 2	at San Jose	6:00pm							
54	Mar. 6	at San Diego	7:00pm							
55	Mar. 7	at San Diego	7:00pm							
56	Mar. 8	vs. Tucson	6:00pm							
57	Mar. 15	at Ontario	7:00pm							
58	Mar. 20	vs. Texas	7:00pm							
59	Mar. 22	at Bakersfield	7:00pm							
60	Mar. 23	vs. Texas	6:00pm							
61	Mar. 26	at Calgary	6:00pm							
62	Mar. 27	at Calgary	6:00pm							
63	Mar. 30	at Henderson	7:00pm							
64	Apr. 4	vs. San Jose	7:00pm							
65	Apr. 6	at Abbotsford	7:00pm							
66	Apr. 7	at Abbotsford	4:00pm							
67	Apr. 10	vs. Ontario	7:00pm							
68	Apr. 12	vs. Bakersfield	7:00pm							
69	Apr. 14	vs. San Diego	5:00pm							
70	Apr. 17	vs. Tucson	7:00pm							
71	Apr. 20	at San Diego	6:00pm							
72	Apr. 21	vs. San Diego	3:00pm							

#1 - CALE MORRIS | GOALIE

Larkspur, CO | 5/22/96 | 6'1 | 190 lbs

SEASON	TEAM	LEAGUE	REGULAR SEASON					PLAYOFFS				
			GP	GAA	SV%	SO	WLT	GP	GAA	SV%	SO	WLT
2011-12	Colorado Thunderbirds 16U AAA	T1EHL 16U	1	1	0.909	-	-	-	-	-		
2012-13	Colorado Thunderbirds 16U AAA	T1EHL 16U	21	1.81	0.919	-	-	-	-	-		
2013-14	Chicago Steel	USHL	23	2.93	0.91	3	11-5-1	-	-	-		
2014-15	Chicago Steel	USHL	18	3.33	0.895	0	8-9-1	-	-	-		
	Waterloo Black Hawks	USHL	28	1.85	0.937	4	19-6-1	-	-	-		
2015-16	Waterloo Black Hawks "A"	USHL	38	2.47	0.906	3	20-12-3	-	-	-		
2016-17	Univ. of Notre Dame	NCAA	1	3.04	0.875	0	0-0-0	-	-	-		
2017-18	Univ. of Notre Dame	NCAA	37	1.94	0.944	4	27-8-1	-	-	-		
2018-19	Univ. of Notre Dame	NCAA	35	2.19	0.93	4	19-13-3	-	-	-		
2019-20	Univ. of Notre Dame "A"	NCAA	33	2.42	0.916	3	12-14-7	-	-	-		
2020-21	Rockford IceHogs	AHL	7	2.52	0.923	0	2-3-0	-	-	-		
2021-22	Chicago Blackhawks	NHL	0	-	-	-	-	-	-	-		
	Rockford IceHogs	AHL	7	3.15	0.905	0	2-4-0	-	-	-		
	Indy Fuel	ECHL	19	2.83	0.896	2	9-7-0	-	-	-		
2022-23	Chicago Wolves	AHL	7	5.21	0.843	0	1-4-2	-	-	-		
	Norfolk Admirals	ECHL	25	3.66	0.876	2	10-14-0	-	-	-		
2023-24	Kansas City Mavericks	ECHL	13	2.66	0.904	0	7-4-1	-	-	-		
	Coachella Valley Firebirds	AHL	1	1.02	0.977	-	0-1-0	-	-	-		
TOTALS	<i>AHL Totals</i>		22	3.68	0.888	0	5-11-2	-	-	-		
	<i>ECHL Totals</i>		57	3.15	0.888	4	26-25-3	-	-	-		
	<i>NCAA Totals</i>		106	2.18	0.931	11	58-35-11	-	-	-		

#6 - PEETRO SEPPÄLÄ | DEFENSEMAN

Kuusankoski, FIN | 8/17/2000 | 6'2 | 192 lbs

SEASON	TEAM	LEAGUE	REGULAR SEASON						PLAYOFFS				
			GP	G	A	P	PIM	+/-	GP	G	A	P	PIM
2014-15	KooKoo U16	U16 SM-sarja Q	13	1	2	3	4	-	-	-	-	-	-
	KooKoo U16	U16 SM-sarja	26	3	8	11	10	-	-	-	-	-	-
2015-16	KooKoo U16 "A"	U16 SM-sarja Q	10	2	4	6	14	-	-	-	-	-	-
	KooKoo U16 "A"	U16 SM-sarja	12	2	6	8	10	-	-	-	-	-	-
	KooKoo U18	U18 SM-sarja	23	1	2	3	8	-	-	-	-	-	-
	Finland U16 (all)	International-Jr	5	0	2	2	2	-	-	-	-	-	-
2016-17	KooKoo U18	U18 Mestis Q	2	0	0	0	6	-	-	-	-	-	-
	KooKoo U18	U18 SM-sarja	7	0	3	3	2	-	-	-	-	-	-
	KooKoo U20	U20 SM-liiga	30	3	3	6	10	-10	-	-	-	-	-
	Finland U17	WHC-17	5	0	0	0	0	-	-	-	-	-	-
	Finland U17 (all)	International-Jr	18	1	0	1	4	-	-	-	-	-	-
2017-18	KooKoo U18	U18 SM-sarja	0	0	0	0	0	-	6	0	3	3	4
	KooKoo U20	U20 SM-liiga	47	2	13	15	57	2	3	0	3	3	14
	KooKoo	Liiga	6	0	0	0	0	-2	-	-	-	-	-
	Finland U18	WJC-18	5	1	0	1	2	0	-	-	-	-	-
	Finland U18 (all)	International-Jr	17	1	2	3	12	-	-	-	-	-	-
2018-19	KooKoo U20	U20 SM-liiga	30	4	15	19	34	2	-	-	-	-	-
	KooKoo	Liiga	31	2	3	5	14	-4	-	-	-	-	-
	Finland U20 (all)	International-Jr	10	0	4	4	4	-	-	-	-	-	-
2019-20	KooKoo U20	U20 SM-liiga	2	0	2	2	0	2	-	-	-	-	-
	KooKoo	Liiga	41	2	10	12	24	11	-	-	-	-	-
	Finland U20	WJC-20	7	0	0	0	4	0	-	-	-	-	-
	Finland U20 (all)	International-Jr	16	0	4	4	4	-	-	-	-	-	-
2020-21	KooKoo	Liiga	39	3	5	8	26	-3	2	0	0	0	4
2021-22	KooKoo	Liiga	57	8	21	29	30	18	15	0	8	8	4
	Finland (all)	International	3	0	0	0	0	1	-	-	-	-	-
2022-23	Coachella Valley Firebirds	AHL	70	1	11	12	51	13	-	-	-	-	-
2023-24	Coachella Valley Firebirds	AHL	17	1	5	6	7	9	-	-	-	-	-
TOTALS	<i>AHL Totals</i>		87	2	16	18	58	22	0	0	0	0	0

#8 - GALE FLEURY | DEFENSE

Calgary, AB, CAN | 11/19/1998 | 6'1 | 212 lbs

SEASON	TEAM	REGULAR SEASON								PLAYOFFS				
		LEAGUE	GP	G	A	P	PIM	+/-	GP	G	A	P	PIM	
2011-12	Estevan Bruins U15 AA	SAAHL U15	23	2	10	12	22	-	2	0	0	0	0	
2012-13	Notre Dame Hounds U15 AAA	SSMHL U18	26	4	12	16	6	-	6	1	1	2	10	
2013-14	Notre Dame Hounds U18 AAA	SMAAAHL	44	7	22	29	50	-	-	-	-	-	-	
2014-15	Kootenay Ice	WHL	70	1	12	13	8	-11	7	0	1	1	0	
2015-16	Kootenay Ice "A"	WHL	61	8	17	25	45	-37	-	-	-	-	-	
2016-17	Kootenay Ice "C"	WHL	70	11	27	38	67	-61	-	-	-	-	-	
2017-18	Kootenay Ice "C"	WHL	17	6	4	10	17	-6	-	-	-	-	-	
	Regina Pats	WHL	51	6	35	41	41	23	7	0	4	4	4	
2018-19	Laval Rocket	AHL	60	9	14	23	23	-16	-	-	-	-	-	
2019-20	Montréal Canadiens	NHL	41	1	0	1	6	-4	-	-	-	-	-	
	Laval Rocket	AHL	14	2	3	5	4	-5	-	-	-	-	-	
2020-21	Laval Rocket	AHL	22	0	6	6	2	9	-	-	-	-	-	
2021-22	Seattle Kraken	NHL	9	0	0	0	0	-3	-	-	-	-	-	
	Charlotte Checkers "A"	AHL	58	7	26	33	39	13	7	0	3	3	24	
2022-23	Seattle Kraken	NHL	12	0	1	1	2	0	-	-	-	-	-	
2023-24	Coachella Valley Firebirds	AHL	23	3	6	9	12	5						
TOTALS	<i>NHL Totals</i>		62	1	1	2	8	-7						
	<i>AHL Totals</i>		177	21	55	76	80	6	7	0	3	3	24	
	<i>WHL Totals</i>		269	32	95	127	178	-92	14	0	5	5	4	

#9 - MITCH REINKE | DEFENSE

Stillwater, MN | 2/4/1996 | 5'11 | 181 lbs

REGULAR SEASON										PLAYOFFS				
SEASON	TEAM	LEAGUE	GP	G	A	P	PIM	+/-		GP	G	A	P	PIM
2011-12	Stillwater High	USHS-MN	21	2	10	12	0	-		2	0	0	0	0
2012-13	Stillwater High "C"	USHS-MN	23	3	11	14	8	-		2	0	1	1	0
2013-14	Stillwater High "C"	USHS-MN	23	5	14	19	12	-		3	0	0	0	2
2014-15	Cedar Rapids RoughRiders	USHL	55	2	19	21	10	19		3	0	0	0	0
2015-16	Cedar Rapids RoughRiders "C"	USHL	56	5	25	30	22	10		5	1	1	2	6
2016-17	Michigan Tech	NCAA	41	6	14	20	20	6		-	-	-	-	-
2017-18	Michigan Tech "A"	NCAA	35	3	21	24	31	8		-	-	-	-	-
	St. Louis Blues	NHL	1	0	0	0	0	0		-	-	-	-	-
2018-19	San Antonio Rampage	AHL	76	12	33	45	20	-2		-	-	-	-	-
2019-20	San Antonio Rampage	AHL	46	5	17	22	20	-23		-	-	-	-	-
2020-21	St. Louis Blues	NHL	0	0	0	0	0	0		1	0	0	0	0
	Utica Comets	AHL	18	2	10	12	2	-12		-	-	-	-	-
2021-22	Wilkes-Barre/Scranton Penguins	AHL	63	3	24	27	6	17		6	0	3	3	2
2022-23	Wilkes-Barre/Scranton Penguins	AHL	52	1	26	27	8	-15		-	-	-	-	-
2023-24	Coachella Valley Firebirds	AHL	2	0	0	0	2	0						
TOTALS	<i>NHL Totals</i>		1	0	0	0	0	0		1	0	0	0	0
	<i>AHL Totals</i>		257	23	110	133	58	-35		6	0	3	3	2
	<i>NCAA Totals</i>		76	9	35	44	51	14		0	0	0	0	0

#10 - LUKE HENMAN | FORWARD

Dartmouth, NS, CAN | 4/29/2000 | 6'0 | 168 lbs

SEASON	TEAM	REGULAR SEASON							PLAYOFFS				
		LEAGUE	GP	G	A	P	PIM	+/-	GP	G	A	P	PIM
2013-14	Dartmouth Whalers Major Bantam	NSMBHL	29	10	16	26	4	-	2	1	1	2	0
2014-15	Dartmouth Whalers Major Bantam	NSMBHL	33	18	36	54	4	-	2	0	1	1	0
2015-16	Dartmouth Major Midgets	NSMMHL	38	15	21	36	6	-	11	4	7	11	0
2016-17	Dartmouth Major Midgets	NSMMHL	35	26	34	60	12	-	11	5	8	13	6
	Blainville-Boisbriand Armada	QMJHL	6	1	3	4	0	3	-	-	-	-	-
2017-18	Blainville-Boisbriand Armada	QMJHL	61	9	38	47	16	11	20	6	8	14	6
2018-19	Blainville-Boisbriand Armada	QMJHL	63	12	34	46	18	-7	-	-	-	-	-
2019-20	Blainville-Boisbriand Armada "C"	QMJHL	63	25	49	74	43	12	-	-	-	-	-
2020-21	Blainville-Boisbriand Armada "C"	QMJHL	32	16	27	43	20	4	9	9	3	12	10
2021-22	Charlotte Checkers	AHL	50	6	8	14	32	10	2	0	0	0	4
	Allen Americans	ECHL	3	4	2	6	0	4	-	-	-	-	-
2022-23	Coachella Valley Firebirds	AHL	67	7	8	15	41	2	13	2	3	5	2
2023-24	Coachella Valley Firebirds	AHL	12	2	1	3	0	4					
TOTALS	<i>AHL Totals</i>		129	13	16	32	73	12	15	2	3	5	6
	<i>QMJHL Totals</i>		225	63	151	214	97	23	29	15	11	26	16

#15 - JOHN HAYDEN | FORWARD

Chicago, IL | 2/14/1995 | 6'3 | 223 lbs

SEASON	TEAM	LEAGUE	REGULAR SEASON						PLAYOFFS				
			GP	G	A	P	PIM	+/-	GP	G	A	P	PIM
2009-10	Brunswick School	USHS-Prep	28	15	14	29	-	-	-	-	-	-	-
2010-11	Brunswick School	USHS-Prep	26	21	9	30	-	-	-	-	-	-	-
2011-12	USNTDP Juniors	USHL	36	8	7	15	51	-7	2	0	2	2	2
	U.S. National U17 Team	USDP	55	11	15	26	65	-	-	-	-	-	-
	USA U17 "A"	WHC-17	6	0	1	1	0	-	-	-	-	-	-
	USA U17 (all) "A"	International-Jr	9	2	3	5	6	-	-	-	-	-	-
2012-13	USNTDP Juniors	USHL	24	11	9	20	51	13	-	-	-	-	-
	U.S. National U18 Team	USDP	53	17	17	34	80	-	-	-	-	-	-
	USA U18 "A"	WJC-18	7	1	1	2	6	3	-	-	-	-	-
2013-14	Yale Univ.	NCAA	33	6	10	16	18	-3	-	-	-	-	-
2014-15	Yale Univ.	NCAA	29	7	11	18	10	2	-	-	-	-	-
	USA U20 "A"	WJC-20	5	1	0	1	2	0	-	-	-	-	-
2015-16	Yale Univ.	NCAA	32	16	7	23	26	2	-	-	-	-	-
2016-17	Yale Univ. "C"	NCAA	33	21	13	34	62	5	-	-	-	-	-
	Chicago Blackhawks	NHL	12	1	3	4	4	3	1	0	0	0	0
2017-18	Chicago Blackhawks	NHL	47	4	9	13	54	-4	-	-	-	-	-
	Rockford IceHogs	AHL	24	5	12	17	7	0	13	3	0	3	2
2018-19	Chicago Blackhawks	NHL	54	3	2	5	27	-12	-	-	-	-	-
2019-20	New Jersey Devils	NHL	43	3	1	4	77	-2	-	-	-	-	-
2020-21	Arizona Coyotes	NHL	29	2	3	5	37	-4	-	-	-	-	-
2021-22	Buffalo Sabres	NHL	55	2	2	4	84	-12	-	-	-	-	-
	USA	WC	10	0	1	1	4	-1	-	-	-	-	-
2022-23	Coachella Valley Firebirds	AHL	47	17	16	33	58	10	10	1	1	2	16
	Seattle Kraken	NHL	7	2	0	2	7	2					
2023-24	Coachella Valley Firebirds	AHL	22	1	3	4	29	-2					
TOTALS	<i>NHL Totals</i>		247	17	20	37	290	-29	1	0	0	0	0
	<i>AHL Totals</i>		93	23	31	54	94	8	23	4	1	5	18
	<i>NCAA Totals</i>		127	50	41	91	116	6	0	0	0	0	0

#17 - MAX MCCORMICK | FORWARD

De Pere, WI | 5/1/1992 | 5'11 | 187 lbs

SEASON	TEAM	REGULAR SEASON							PLAYOFFS				
		LEAGUE	G	A	P	PIM	+/-	GP	G	A	P	PIM	
2007-08	Notre Dame Academy	USHS-WI	18	18	19	37	70	-	-	-	-	-	-
2008-09	Notre Dame Academy "C"	USHS-WI	20	21	38	59	32	-	2	4	4	8	0
2009-10	Notre Dame Academy "C"	USHS-WI	29	38	37	75	74	-	-	-	-	-	-
	Team Wisconsin	UMHSEHL	24	10	14	24	42	-	-	-	-	-	-
2010-11	Sioux City Musketeers	USHL	55	21	21	42	102	6	3	1	2	3	4
2011-12	Ohio State Univ.	NCAA	27	10	12	22	31	-6	-	-	-	-	-
2012-13	Ohio State Univ.	NCAA	40	15	16	31	26	-1	-	-	-	-	-
2013-14	Ohio State Univ.	NCAA	37	11	24	35	40	-4	-	-	-	-	-
2014-15	Binghamton Senators	AHL	62	10	10	20	133	2	-	-	-	-	-
2015-16	Ottawa Senators	NHL	20	2	2	4	37	-4	-	-	-	-	-
	Binghamton Senators	AHL	57	15	15	30	143	1	-	-	-	-	-
2016-17	Ottawa Senators	NHL	7	0	0	0	0	-3	-	-	-	-	-
	Binghamton Senators "A"	AHL	66	21	15	36	105	-15	-	-	-	-	-
2017-18	Ottawa Senators	NHL	30	3	2	5	37	-5	-	-	-	-	-
	Belleville Senators "A"	AHL	49	8	19	27	80	-4	-	-	-	-	-
2018-19	Ottawa Senators	NHL	14	1	0	1	4	-6	-	-	-	-	-
	Belleville Senators	AHL	20	7	5	12	19	4	-	-	-	-	-
	Colorado Eagles	AHL	25	2	6	8	41	-9	2	0	0	0	0
2019-20	Charlotte Checkers	AHL	56	16	19	35	120	6	-	-	-	-	-
2020-21	Carolina Hurricanes	NHL	12	2	1	3	9	3	-	-	-	-	-
	Chicago Wolves	AHL	1	0	0	0	0	1	-	-	-	-	-
2021-22	Seattle Kraken	NHL	10	0	0	0	10	1	-	-	-	-	-
	Charlotte Checkers "A"	AHL	46	13	16	29	42	17	7	4	3	7	23
2022-23	Coachella Valley Firebirds "C"	AHL	71	28	39	67	76	15	26	14	13	27	16
2023-24	Coachella Valley Firebirds "C"	AHL	21	11	12	23	15	7					
		NHL	1	0	0	0	0	0					
TOTALS	<i>NHL Totals</i>		94	8	5	13	97	-14	0	0	0	0	0
	<i>AHL Totals</i>		474	131	156	287	774	25	35	18	16	34	39
	<i>NCAA Totals</i>		104	36	52	88	97	-11	0	0	0	0	0

#19 - CAMERON HUGHES | FORWARD

Edmonton, AB, CAN | 10/09/1996 | 5'11 | 185 lbs

SEASON	TEAM	REGULAR SEASON								PLAYOFFS				
		LEAGUE	GP	G	A	P	PIM	+/-	GP	G	A	P	PIM	
2009-10	CAC Canadians U15 AAA	AMBHL	32	5	11	16	28	-	-	-	-	-	-	
2010-11	CAC Canadians U15 AAA	AMBHL	29	21	21	42	2	-	-	-	-	-	-	
2011-12	CAC Canadians U18 AAA	AMHL	32	8	23	31	24	-	-	-	-	-	-	
2012-13	Spruce Grove Saints	AJHL	60	11	20	31	42	-	14	3	6	9	11	
2013-14	Spruce Grove Saints	AJHL	52	21	36	57	58	-	18	1	16	17	2	
2014-15	Univ. of Wisconsin	NCAA	34	3	10	13	35	-17	-	-	-	-	-	
2015-16	Univ. of Wisconsin	NCAA	32	5	20	25	12	-11	-	-	-	-	-	
2016-17	Univ. of Wisconsin "A"	NCAA	36	7	25	32	16	-7	-	-	-	-	-	
2017-18	Univ. of Wisconsin "C"	NCAA	37	8	14	22	18	-12	-	-	-	-	-	
	Providence Bruins	AHL	14	0	3	3	6	-1	-	-	-	-	-	
2018-19	Providence Bruins	AHL	52	13	15	28	28	9	4	0	0	0	0	
2019-20	Boston Bruins	NHL	1	0	0	0	0	-1	-	-	-	-	-	
	Providence Bruins	AHL	44	6	10	16	17	-1	-	-	-	-	-	
2020-21	Boston Bruins	NHL	1	0	0	0	0	-1	-	-	-	-	-	
	Providence Bruins "A"	AHL	25	5	16	21	14	0	-	-	-	-	-	
2021-22	Providence Bruins "A"	AHL	59	14	31	45	39	-7	-	-	-	-	-	
2022-23	Coachella Valley Firebirds	AHL	61	19	37	56	57	19	26	4	19	23	14	
2023-24	Coachella Valley Firebirds	AHL	23	5	15	20	20	6						
TOTALS	<i>NHL Totals</i>		2	0	0	0	0	-2	0	0	0	0	0	
	<i>AHL Totals</i>		278	62	127	189	181	25	30	4	19	23	14	
	<i>NCAA Totals</i>		139	23	69	92	81	-47	0	0	0	0	0	

#21 - IAN MCKINNON | FORWARD

Whitby, ON, CAN | 3/05/1998 | 6'2 | 212 lbs

SEASON	TEAM	REGULAR SEASON							PLAYOFFS				
		LEAGUE	GP	G	A	P	PIM	+/-	GP	G	A	P	PIM
2013-14	Whitby Wildcats U16 AAA	ETAHL U16	17	2	9	11	18	-	5	0	0	0	6
2014-15	Ajax/Pickering Raiders U18 AAA	ETAHL U18	72	14	17	31	180	-	-	-	-	-	-
2015-16	Whitby Fury	OJHL	29	0	2	2	122	-	3	0	0	0	26
	Peterborough Petes	OHL	5	0	1	1	7	0	-	-	-	-	-
2016-17	Peterborough Petes	OHL	2	0	0	0	0	0	-	-	-	-	-
	Charlottetown Islanders	QMJHL	17	0	1	1	28	-3	-	-	-	-	-
	London Nationals	GOJHL	10	1	3	4	24	-	14	0	3	3	47
2017-18	London Knights	OHL	4	0	0	0	6	-2	-	-	-	-	-
	Mississauga Steelheads	OHL	41	0	5	5	54	-8	5	0	2	2	0
2018-19	Whitby Fury	OJHL	43	18	11	29	172	-	12	3	2	5	46
2019-20	Jacksonville IceMen	ECHL	26	1	2	3	68	-4	-	-	-	-	-
2020-21	Jacksonville Icemen	ECHL	23	1	0	1	78	-9	-	-	-	-	-
	Providence Bruins	AHL	10	1	2	3	81	-1	-	-	-	-	-
2021-22	Providence Bruins	AHL	11	0	0	0	55	-2	-	-	-	-	-
	Maine Mariners	ECHL	10	2	0	2	23	-2	-	-	-	-	-
	Jacksonville Icemen	ECHL	10	1	0	1	67	-5	4	1	1	2	7
2022-23	Coachella Valley Firebirds	AHL	36	1	2	3	102	-3	3	0	0	0	0
2023-24	Coachella Valley Firebirds	AHL	4	0	0	0	12	0	-	-	-	-	-
TOTALS	<i>AHL Totals</i>		61	2	4	6	250	-6	3	0	0	0	0
	<i>ECHL Totals</i>		69	5	2	7	236	-20	4	1	1	2	7
	<i>OHL Totals</i>		52	0	6	6	67	-10	5	0	2	2	0

#22 - ANDREW POTURALSKI | FORWARD

Williamsville, NY | 1/14/1994 | 5'10 | 183 lbs

SEASON	TEAM	REGULAR SEASON							PLAYOFFS				
		LEAGUE	GP	G	A	P	PIM	+/-	GP	G	A	P	PIM
2011-12	Buffalo Jr. Sabres	OJHL	33	16	22	38	32	-	8	5	2	7	4
	Cedar Rapids RoughRiders	USHL	2	2	1	3	0	2	-	-	-	-	-
2012-13	Cedar Rapids RoughRiders	USHL	53	12	21	33	43	-22	-	-	-	-	-
2013-14	Cedar Rapids RoughRiders	USHL	60	27	37	64	28	5	4	2	1	3	2
2014-15	Univ. of New Hampshire	NCAA	40	14	15	29	16	0	-	-	-	-	-
2015-16	Univ. of New Hampshire	NCAA	37	22	30	52	24	-4	-	-	-	-	-
	Charlotte Checkers	AHL	16	2	3	5	0	-2	-	-	-	-	-
2016-17	Carolina Hurricanes	NHL	2	0	0	0	0	-3	-	-	-	-	-
	Charlotte Checkers	AHL	74	19	33	52	34	1	5	0	0	0	5
2017-18	Charlotte Checkers	AHL	76	22	27	49	24	-11	8	1	4	5	2
2018-19	Charlotte Checkers "A"	AHL	72	23	47	70	34	16	18	12	11	23	12
2019-20	San Diego Gulls	AHL	17	2	5	7	8	0	-	-	-	-	-
2020-21	San Diego Gulls	AHL	44	9	34	43	10	-3	3	0	0	0	0
2021-22	Carolina Hurricanes	NHL	2	0	2	2	0	-1	-	-	-	-	-
	Chicago Wolves "C"	AHL	71	28	73	101	36	24	18	8	15	23	26
2022-23	Coachella Valley Firebirds "A"	AHL	38	11	31	42	14	14	16	3	9	12	6
2023-24	Coachella Valley Firebirds "A"	AHL	17	4	10	14	10	0					
	Seattle Kraken	NHL	2	0	0	0	0	-1					
TOTALS	<i>NHL Totals</i>		6	0	2	2	0	-4	0	0	0	0	0
	<i>AHL Totals</i>		425	120	263	383	170	39	68	24	39	63	51
	<i>NCAA Totals</i>		77	36	45	81	40	-4	0	0	0	0	0

#23 - GUSTAV OLOFSSON | DEFENSEMAN

Borås, SWE | 12/1/1994 | 6'3 | 201 lbs

SEASON	TEAM	REGULAR SEASON								PLAYOFFS				
		LEAGUE	GP	G	A	P	PIM	+/-	GP	G	A	P	PIM	
2010-11	Colorado Thunderbirds 16U AAA	T1 EHL 16U	35	5	10	15	18	-	-	-	-	-	-	
2011-12	Colorado Thunderbirds 18U AAA	T1 EHL 18U	38	5	25	30	10	-	-	-	-	-	-	
	Green Bay Gamblers	USHL	3	0	1	1	0	1	-	-	-	-	-	
2012-13	Green Bay Gamblers	USHL	63	2	21	23	59	11	4	0	0	0	0	
2013-14	Colorado College	NCAA	30	4	4	8	20	-12	-	-	-	-	-	
	Iowa Wild	AHL	8	1	0	1	2	-1	-	-	-	-	-	
	Sweden U20	WJC-20	7	1	4	5	2	5	-	-	-	-	-	
	Sweden U20 (all)	International-Jr	12	1	6	7	12	3	-	-	-	-	-	
2014-15	Iowa Wild	AHL	1	0	0	0	0	0	-	-	-	-	-	
2015-16	Minnesota Wild	NHL	2	0	0	0	0	0	-	-	-	-	-	
	Iowa Wild	AHL	52	2	15	17	12	-11	-	-	-	-	-	
2016-17	Minnesota Wild	NHL	13	0	3	3	2	-1	-	-	-	-	-	
	Iowa Wild	AHL	59	6	18	24	32	-5	-	-	-	-	-	
2017-18	Minnesota Wild	NHL	41	0	8	8	14	0	-	-	-	-	-	
2018-19	Laval Rocket	AHL	2	0	1	1	0	0	-	-	-	-	-	
2019-20	Montréal Canadiens	NHL	3	0	0	0	2	-4	-	-	-	-	-	
	Laval Rocket	AHL	57	1	15	16	18	7	-	-	-	-	-	
2020-21	Laval Rocket "A"	AHL	24	1	11	12	11	6	-	-	-	-	-	
2021-22	Charlotte Checkers "A"	AHL	41	2	7	9	32	13	7	1	2	3	6	
2022-23	Coachella Valley Firebirds "A"	AHL	20	1	5	6	8	9	26	3	2	5	10	
	Seattle Kraken	NHL	1	0	0	0	0	1						
2023-24	Coachella Valley Firebirds "A"	AHL	15	1	2	3	6	3						
TOTALS	<i>NHL Totals</i>		60	0	11	11	18	-4	0	0	0	0	0	
	<i>AHL Totals</i>		279	15	74	89	121	21	33	4	4	8	16	

#27 - RYAN WINTERTON | FORWARD

Markham, ON | 9/4/2003 | 6'2 | 190 lbs

REGULAR SEASON										PLAYOFFS				
SEASON	TEAM	LEAGUE	GP	G	A	P	PIM	+/-		GP	G	A	P	PIM
2017-18	Whitby Wildcats U15 AAA	ETAHL U15	-	-	-	-	-	-		-	-	-	-	-
2018-19	Whitby Wildcats U16 AAA	ETAHL U16	36	38	34	72	40	-		7	3	3	6	6
2019-20	Hamilton Bulldogs	OHL	53	12	11	23	8	-15		-	-	-	-	-
	Canada Black U17	WHC-17	5	0	3	3	0	-		-	-	-	-	-
2020-21	Hamilton Bulldogs	OHL	0	0	0	0	0	0		-	-	-	-	-
	Canada U18	WJC-18	7	2	2	4	2	4		-	-	-	-	-
2021-22	Hamilton Bulldogs	OHL	37	20	26	46	23	35		18	7	12	19	6
2022-23	London Knights	OHL	34	12	24	36	22	7		21	13	16	29	10
2023-24	Seattle Kraken	NHL	3	0	0	0	0	-1						
2023-24	Coachella Valley Firebirds	AHL	20	4	5	9	6	0						
TOTALS	<i>OHL Totals</i>		124	44	61	105	53	27		39	20	28	48	16

#30 - ALES STEZKA | GOALIE

Plzen, CZE | 1/6/1997 | 6'4 | 203 lbs

SEASON	TEAM	LEAGUE	REGULAR SEASON						PLAYOFFS					
			GP	GAA	SV%	SO	WLT	GP	GAA	SV%	SO	WLT		
2009-10	Bílí Tygři Liberec U16	Czechia U16	1	2.07	0.833	-	-	-	-	-	-	-	-	
2010-11	Bílí Tygři Liberec U16	Czechia U16	1	4.29	0.8	-	-	-	-	-	-	-	-	
2011-12	Bílí Tygři Liberec U16	Czechia U16	16	1.7	0.919	-	-	-	-	1	3.16	0.895	0	0-1-0
	Bílí Tygři Liberec B U16	Czechia U16 2	-	-	-	-	-	-	-	-	-	-	-	-
2012-13	Bílí Tygři Liberec U16	Czechia U16	28	1.83	0.93	-	-	-	-	5	2.57	0.924	1	2-3-0
	Bílí Tygři Liberec U18	Czechia U18	25	3.1	0.89	-	-	-	-	3	1.9	0.911	0	2-1-0
	Bílí Tygři Liberec U20	Czechia U20	1	7	0.8	-	-	-	-	-	-	-	-	-
	Czechia U16 (all)	International-Jr	3	3.57	0.89	0	2-1-0	-	-	-	-	-	-	-
2013-14	Bílí Tygři Liberec U18	Czechia U18	24	1.69	0.948	-	-	-	-	5	1.8	0.942	0	5-0-0
	Bílí Tygři Liberec U20	Czechia U20	2	0.67	0.973	-	-	-	-	-	-	-	-	-
	Czechia U17	WHC-17	2	1.5	0.943	-	-	-	-	-	-	-	-	-
	Czechia U17 (all)	International-Jr	11	3.81	0.882	1	4-7-0	-	-	-	-	-	-	-
2014-15	Bílí Tygři Liberec U18	Czechia U18	7	1.42	0.948	-	-	-	-	3	0.63	0.971	2	2-1-0
	Bílí Tygři Liberec U20	Czechia U20	40	2.77	0.907	-	-	-	-	6	1.98	0.929	0	4-2-0
	HC Benátky nad Jizerou	Czechia2	0	-	-	-	-	-	-	-	-	-	-	-
	Czechia U18	WJC-18	2	3.46	0.908	0	0-1-0	-	-	-	-	-	-	-
	Czechia U18 (all)	International-Jr	9	2.84	0.908	0	4-5-0	-	-	-	-	-	-	-
	Czechia U19 (all)	International-Jr	1	0	1	1	1-0-0	-	-	-	-	-	-	-
2015-16	Sioux Falls Stampede	USHL	19	3.32	0.893	1	6-10-1	-	-	-	-	-	-	-
	Czechia U19 (all)	International-Jr	2	1.98	0.937	0	2-0-0	-	-	-	-	-	-	-
	Czechia U20	WJC-20	1	7.5	0.8	0	0-0-0	-	-	-	-	-	-	-
	Czechia U20 (all)	International-Jr	2	4.23	0.821	-	-	-	-	-	-	-	-	-
2016-17	Chicago Steel	USHL	37	2.28	0.916	4	22-10-3	-	-	-	-	-	-	-
	Czechia U19 (all)	International-Jr	2	2.5	0.861	0	1-1-0	-	-	-	-	-	-	-
2017-18	Bílí Tygři Liberec	Czechia	2	4.2	0.868	0	0-2-0	-	-	-	-	-	-	-
	HC Benátky nad Jizerou	Czechia2	27	4.85	0.858	0	5-22-0	-	-	-	-	-	-	-
2018-19	Piráti Chomutov	Czechia	5	3.83	0.833	0	0-5-0	-	-	-	-	-	-	-
	Piráti Chomutov	Czechia Q	-	-	-	-	-	-	1	9	0.625	0	0-1-0	
	HC Slovan Ustí nad Labem	Czechia2	28	3.77	0.903	1	8-20-0	-	-	-	-	-	-	-
2019-20	AZ Havířov	Czechia2	50	2.56	0.909	4	28-21-0	-	-	-	-	-	-	-
2020-21	AZ Havířov	Czechia2	20	2.53	0.914	1	8-11-0	-	-	-	-	-	-	-
2021-22	HC Vítkovice	Czechia	46	2.54	0.91	1	24-21-0	-	-	-	-	-	-	-
	Czechia (all)	International	1	1	0.929	0	1-0-0	-	-	-	-	-	-	-
2022-23	HC Vítkovice	Czechia	39	2.14	0.924	5	25-14-0	-	-	-	-	-	-	-
	Czechia (all)	International	3	1.5	0.931	0	2-1-0	-	-	-	-	-	-	-
2023-24	Coachella Valley Firebirds	AHL	6	4.03	0.879	0	3-2-0	-	-	-	-	-	-	-

#32 - TUCKER ROBERTSON | FORWARD

Toronto, ON, CAN | 6/22/2003 | 5'10 | 190 lbs

SEASON	TEAM	REGULAR SEASON								PLAYOFFS				
		LEAGUE	GP	G	A	P	PIM	+/-	GP	G	A	P	PIM	
2018-19	Toronto Marlboros U16 AAA	GTHL U16	31	12	20	32	12	-	-	-	-	-	-	
	Toronto Marlboros U16 AAA	U16 AAA	68	29	37	66	36	-	-	-	-	-	-	
2019-20	Peterborough Petes	OHL	55	8	10	18	20	1	-	-	-	-	-	
2020-21	Peterborough Petes	OHL	0	0	0	0	0	0	-	-	-	-	-	
2021-22	Peterborough Petes	OHL	68	41	40	81	48	-12	4	3	1	4	9	
2022-23	Peterborough Petes "A"	OHL	68	36	54	90	34	21	23	9	13	22	2	
2023-24	Coachella Valley Firebirds	AHL	10	3	1	4	7	4						
	Kansas City Mavericks	ECHL	8	3	5	8	2	2						
TOTALS	<i>OHL Totals</i>		191	85	104	189	102	10	27	12	14	26	11	

#33 - VILLE PETMAN | FORWARD

Lappeenranta, FIN | 1/18/2000 | 5'10 | 181 lbs

SEASON	TEAM	REGULAR SEASON								PLAYOFFS				
		LEAGUE	GP	G	A	P	PIM	+/-	GP	G	A	P	PIM	
2014-15	SaiPa U16	U16 SM-sarja	3	1	0	1	2	-	-	-	-	-	-	
2015-16	SaiPa U16 "C"	U16 SM-sarja Q	10	17	11	28	2	-	-	-	-	-	-	
	SaiPa U16 "C"	U16 SM-sarja	14	13	6	19	18	-	-	-	-	-	-	
	SaiPa U18	U18 SM-sarja	15	7	6	13	8	-	-	-	-	-	-	
	Finland U16 (all)	International-Jr	3	0	0	0	10	-	-	-	-	-	-	
2016-17	Lukko U18	U18 SM-sarja	43	12	12	24	81	-	-	-	-	-	-	
	Finland U17 (all)	International-Jr	5	2	1	3	0	-	-	-	-	-	-	
2017-18	Lukko U18	U18 SM-sarja	5	3	1	4	2	-	3	3	0	3	4	
	Lukko U20	U20 SM-liiga	48	8	17	25	55	2	-	-	-	-	-	
	KeuPa HT	Mestis	4	1	0	1	12	-1	-	-	-	-	-	
	Finland U18	WJC-18	7	2	3	5	4	5	-	-	-	-	-	
	Finland U18 (all)	International-Jr	23	2	6	8	8	-	-	-	-	-	-	
2018-19	Lukko U20	U20 SM-liiga	29	7	11	18	10	-10	-	-	-	-	-	
	Lukko	Liiga	14	0	3	3	2	-2	-	-	-	-	-	
	Finland U20 (all)	International-Jr	8	1	0	1	18	-	-	-	-	-	-	
2019-20	Lukko U20	U20 SM-liiga	10	7	3	10	24	11	-	-	-	-	-	
	Lukko	Liiga	40	2	6	8	12	6	-	-	-	-	-	
	SaPKo	Mestis	2	0	3	3	0	0	-	-	-	-	-	
	Finland U20	WJC-20	7	1	0	1	0	-2	-	-	-	-	-	
	Finland U20 (all)	International-Jr	17	2	2	4	4	-	-	-	-	-	-	
2020-21	SaiPa	Liiga	40	1	1	2	22	-10	-	-	-	-	-	
2021-22	SaiPa	Liiga	59	15	24	39	38	-18	-	-	-	-	-	
	Finland (all)	International	8	0	1	1	2	2	-	-	-	-	-	
2022-23	Coachella Valley Firebirds	AHL	72	12	16	28	21	10	26	5	6	11	8	
2023-24	Coachella Valley Firebirds	AHL	22	1	3	4	6	5						
TOTALS	<i>AHL Totals</i>		94	13	19	32	27	15	26	5	6	11	8	

#34 - MARIAN STUĐENIC | FORWARD

Skalica, SVK | 10/28/1998 | 6'1 | 181 lbs

SEASON	TEAM	REGULAR SEASON								PLAYOFFS				
		LEAGUE	GP	G	A	P	PIM	+/-	GP	G	A	P	PIM	
2013-14	HK 36 Skalica U18	Slovakia U18	14	4	7	11	6	0	-	-	-	-	-	
2014-15	HK 36 Skalica U18	Slovakia U18	30	39	25	64	16	45	4	1	3	4	6	
	HK 36 Skalica U20	Slovakia U20	14	6	6	12	2	-5	-	-	-	-	-	
	HK 36 Skalica	Slovakia	1	0	0	0	0	-1	-	-	-	-	-	
	Slovakia U17	WHC-17	5	0	1	1	2	-	-	-	-	-	-	
2015-16	HK 36 Skalica U20	Slovakia U20	3	0	2	2	2	-1	-	-	-	-	-	
	HK 36 Skalica	Slovakia	35	8	8	16	20	-10	-	-	-	-	-	
	HK Dukla Trencin U20	Slovakia U20	0	0	0	0	0	-	8	2	5	7	6	
	HK Dukla Trencin	Slovakia	2	0	0	0	0	-4	-	-	-	-	-	
	Team Slovakia U18	Slovakia U20	3	1	4	5	2	3	-	-	-	-	-	
	Team Slovakia U20	Slovakia	2	0	1	1	0	1	-	-	-	-	-	
	Slovakia U18	WJC-18	5	0	2	2	2	2	-	-	-	-	-	
2016-17	Hamilton Bulldogs	OHL	58	18	12	30	23	-11	7	2	2	4	4	
	Slovakia U20	WJC-20	5	0	0	0	4	-4	-	-	-	-	-	
2017-18	Hamilton Bulldogs	OHL	62	20	28	48	14	24	21	3	12	15	12	
	Slovakia U20	WJC-20	5	0	0	0	4	-1	-	-	-	-	-	
	Slovakia U20 (all)	International-Jr	8	3	2	5	2	3	-	-	-	-	-	
2018-19	Binghamton Devils	AHL	64	13	15	28	18	-9	-	-	-	-	-	
	Slovakia	WC	7	1	4	5	2	2	-	-	-	-	-	
	Slovakia (all)	International	13	2	5	7	6	0	-	-	-	-	-	
2019-20	Binghamton Devils	AHL	37	9	8	17	20	8	-	-	-	-	-	
2020-21	HC Slovan Bratislava	Slovakia	25	6	9	15	50	12	-	-	-	-	-	
	New Jersey Devils	NHL	8	1	1	2	4	-2	-	-	-	-	-	
	Binghamton Devils	AHL	22	3	4	7	14	-13	-	-	-	-	-	
	Slovakia	WC	8	0	1	1	0	-2	-	-	-	-	-	
	Slovakia (all)	International	8	0	1	1	0	-2	-	-	-	-	-	
2021-22	New Jersey Devils	NHL	17	1	0	1	0	-6	-	-	-	-	-	
	Utica Comets	AHL	13	5	5	10	6	6	-	-	-	-	-	
	Dallas Stars	NHL	16	1	2	3	6	-1	4	0	0	0	2	
	Texas Stars	AHL	4	2	4	6	6	4	-	-	-	-	-	
	Slovakia	OGQ	3	0	1	1	2	4	-	-	-	-	-	
	Slovakia (all)	International	3	0	1	1	2	4	-	-	-	-	-	
2022-23	Dallas Stars	NHL	3	0	0	0	0	-1	-	-	-	-	-	
	Texas Stars	AHL	67	21	27	48	35	17	8	2	4	6	2	
2023-24	Coachella Valley Firebirds	AHL	18	7	5	12	12	4						
	Seattle Kraken	NHL	2	0	0	0	2	-1						
TOTALS	<i>NHL Totals</i>		46	3	3	6	12	-11	4	0	0	0	2	
	<i>AHL Totals</i>		225	60	68	128	111	17	8	2	4	6	2	
	<i>OHL Totals</i>		120	38	40	78	37	13	28	5	14	19	16	

#36 - VILLE OTTAVAINEN | DEFENSE

Oulu, FIN | 8/12/2002 | 6'5 | 216 lbs

SEASON	TEAM	LEAGUE	REGULAR SEASON							PLAYOFFS				
			GP	G	A	P	PIM	+/-	GP	G	A	P	PIM	
2017-18	Kärpät U16	U16 SM-sarja Q	22	12	20	32	4	-	-	-	-	-	-	
	Kärpät U16	U16 SM-sarja	18	4	9	13	16	-	4	1	1	2	0	
	Kärpät U18	U18 SM-sarja	2	1	0	1	0	-	-	-	-	-	-	
	Finland U16 (all)	International-Jr	1	0	0	0	0	-	-	-	-	-	-	
2018-19	Kärpät U18	U18 SM-sarja	49	9	25	34	38	-	8	2	3	5	6	
	Finland U17 (all)	International-Jr	4	1	1	2	4	-	-	-	-	-	-	
2019-20	Kitchener Rangers	OHL	53	4	11	15	20	2	-	-	-	-	-	
2020-21	JYP U20	U20 SM-sarja	15	7	8	15	16	12	-	-	-	-	-	
	JYP	Liiga	22	1	2	3	10	-15	-	-	-	-	-	
	KeuPa HT	Mestis	2	1	1	2	0	2	-	-	-	-	-	
2021-22	JYP U20	U20 SM-sarja	1	1	0	1	12	1	-	-	-	-	-	
	JYP	Liiga	44	6	8	14	59	-4	-	-	-	-	-	
	Finland U20 (all)	International-Jr	10	0	2	2	0	1	-	-	-	-	-	
2022-23	JYP	Liiga	54	5	11	16	30	2	-	-	-	-	-	
	Coachella Valley Firebirds	AHL	2	0	0	0	0	0	-	-	-	-	-	
2023-24	Coachella Valley Firebirds	AHL	21	1	7	8	14	12	-	-	-	-	-	
TOTALS	<i>AHL Totals</i>		23	1	7	8	14	12	0	0	0	0	0	
	<i>Liiga Totals</i>		120	12	21	33	99	-17	0	0	0	0	0	

#40 - JEREMY MCKENNA | FORWARD

Canmore, AB, CAN | 4/20/99 | 6'1 | 193 lbs

SEASON	TEAM	LEAGUE	REGULAR SEASON						PLAYOFFS				
			GP	G	A	P	PIM	+/-	GP	G	A	P	PIM
2012-13	Summerside Capitals Bantam AAA	PEIBAAA	29	14	32	46	18	-	12	9	5	14	8
2013-14	Notre Dame Hounds U15 AAA	SSMHL U18	36	23	20	43	28	-	3	4	0	4	0
2014-15	Notre Dame Hounds U18 AAA	SMAAAHL	37	10	15	25	16	-	6	0	2	2	0
2015-16	RB Hockey Academy U18	EBJL	0	0	0	0	0	-	2	2	0	2	0
	RB Hockey Academy U18	RBHRC U18	24	17	23	40	44	-	-	-	-	-	-
2016-17	RB Hockey Juniors	RBHS U20	8	7	4	11	6	-	4	0	2	2	4
	Moncton Wildcats	QMJHL	66	16	10	26	20	-38	-	-	-	-	-
2017-18	Moncton Wildcats "A"	QMJHL	68	36	41	77	43	-3	12	1	10	11	2
2018-19	Moncton Wildcats "A"	QMJHL	68	45	52	97	35	12	11	5	7	12	4
2019-20	Moncton Wildcats "A"	QMJHL	57	40	42	82	24	46	-	-	-	-	-
2020-21	Toronto Marlies	AHL	28	5	8	13	15	-11	-	-	-	-	-
	Wichita Thunder	ECHL	20	6	7	13	14	3	5	1	2	3	0
2021-22	Toronto Marlies	AHL	16	0	1	1	4	-6	-	-	-	-	-
	Newfoundland Growlers	ECHL	43	20	24	44	45	4	19	5	3	8	16
2022-23	Kansas City Mavericks	ECHL	36	22	21	43	52	-2	-	-	-	-	-
	Coachella Valley Firebirds	AHL	27	5	7	12	6	-3	18	6	6	12	8
2023-24	Coachella Valley Firebirds	AHL	9	2	1	3	4	1					
TOTALS	<i>AHL Totals</i>		80	12	17	29	29	-19	18	6	6	12	8
	<i>ECHL Totals</i>		99	48	52	100	111	5	24	6	5	11	16
	<i>QMJHL Totals</i>		259	137	145	282	122	17	23	6	17	23	6

#44 - JIMMY SCHULOT | DEFENSEMAN

Minnetonka, MN | 5/11/1995 | 6'1 | 203 lbs

SEASON	TEAM	LEAGUE	REGULAR SEASON							PLAYOFFS				
			GP	G	A	P	PIM	+/-	GP	G	A	P	PIM	
2010-11	Minnetonka High	USHS-MN	25	3	10	13	4	-	2	0	1	1	0	
2011-12	Team TDS Transportation	UMHSEHL	20	2	9	11	20	-	3	0	3	3	2	
	Minnetonka High	USHS-MN	25	2	13	15	26	-	3	0	3	3	2	
2012-13	Minnetonka High "C"	USHS-MN	25	5	19	24	22	-	2	0	4	4	2	
	Omaha Lancers	USHL	6	0	2	2	5	-1	-	-	-	-	-	
2013-14	Omaha Lancers	USHL	57	6	19	25	99	25	4	1	0	1	2	
2014-15	Omaha Lancers	USHL	59	13	26	39	48	13	3	1	1	2	0	
2015-16	St. Cloud State Univ.	NCAA	41	10	16	26	24	31	-	-	-	-	-	
2016-17	St. Cloud State Univ. "C"	NCAA	36	8	11	19	28	-4	-	-	-	-	-	
2017-18	St. Cloud State Univ. "C"	NCAA	40	10	28	38	36	19	-	-	-	-	-	
2018-19	St. Cloud State Univ. "C"	NCAA	39	10	25	35	18	24	-	-	-	-	-	
	Vegas Golden Knights	NHL	1	0	1	1	0	-1	-	-	-	-	-	
2019-20	Chicago Wolves	AHL	52	6	15	21	42	-3	-	-	-	-	-	
2020-21	Henderson Silver Knights	AHL	38	6	8	14	15	6	5	0	0	0	2	
2021-22	Rochester Americans "A"	AHL	61	5	12	17	58	1	10	1	3	4	4	
2022-23	Coachella Valley Firebirds	AHL	71	8	24	32	31	22	26	5	4	9	10	
2023-24	Coachella Valley Firebirds	AHL	20	0	4	4	2	-2						
TOTALS	<i>AHL Totals</i>		242	25	63	88	148	24	41	6	7	13	16	
	<i>NCAA Totals</i>		156	38	80	118	106	70	0	0	0	0	0	

#45 - JACK LAFONTAINE | GOALIE

Mississauga, ON, CAN | 1/6/1998 | 6'3 | 209 lbs

SEASON	TEAM	REGULAR SEASON							PLAYOFFS				
		LEAGUE	GP	GAA	SV%	SO	WLT	GP	GAA	SV%	SO	WLT	
2012-13	Don Mills Flyers U16 AAA	GTHL U16	26	2.56	-	-	-	5	3.14	-	-	-	
2013-14	Don Mills Flyers U16 AAA	GTHL U16	22	2.42	-	-	-	7	2.81	-	-	-	
2014-15	Georgetown Raiders	OJHL	30	2.13	0.923	2	20-6-0	8	2.37	0.918	2	4-4-0	
2015-16	Janesville Jets	NAHL	41	2.16	0.921	4	24-8-7	4	1.89	0.926	0	1-3-0	
2016-17	Univ. of Michigan	NCAA	11	3.34	0.911	0	1-7-1						
2017-18	Univ. of Michigan	NCAA	11	3.51	0.889	0	4-4-0						
2018-19	Penticton Vees	BCHL	45	2.19	0.923	3	30-13-1	6	2.02	0.924	0	2-4-0	
2019-20	Univ. of Minnesota	NCAA	25	2.55	0.919	0	9-9-6	-	-	-	-	-	
2020-21	Univ. of Minnesota "A"	NCAA	29	1.79	0.934	5	22-7-0	-	-	-	-	-	
2021-22	Univ. of Minnesota "C"	NCAA	20	2.69	0.9	-	12-8-0	-	-	-	-	-	
	Carolina Hurricanes	NHL	2	7.2	0.78	0	0-1-0	-	-	-	-	-	
	Chicago Wolves	AHL	13	2.89	0.885	1	4-3-7	-	-	-	-	-	
	Norfolk Admirals	ECHL	2	3.49	0.922	0	1-0-1	-	-	-	-	-	
2022-23	Syracuse Crunch	AHL	5	2.36	0.924	0	1-2-0	-	-	-	-	-	
	Orlando Solar Bears	ECHL	30	3.49	0.898	1	11-14-1	-	-	-	-	-	
2023-24	Coachella Valley Firebirds	AHL	1	2.90	0.903	0	1-0-0	-	-	-	-	-	
	Kansas City Mavericks	ECHL	7	2.41	0.908	1	6-1-0	-	-	-	-	-	

#51 - SHANE WRIGHT | FORWARD

Burlington, ON, CAN | 1/5/2004 | 6'0 | 198 lbs

SEASON	TEAM	REGULAR SEASON								PLAYOFFS				
		LEAGUE	GP	G	A	P	PIM	+/-	GP	G	A	P	PIM	
2016-17	Don Mills Flyers U14 AAA	GTHL U14	-	-	-	-	-	-	-	-	-	-	-	-
2017-18	Don Mills Flyers U15 AAA	GTHL U15	-	-	-	-	-	-	-	-	-	-	-	
2018-19	Don Mills Flyers U16 AAA	GTHL U16	33	31	41	72	10	-	-	-	-	-	-	
	Don Mills Flyers U16 AAA	U16 AAA	72	66	84	150	18	-	-	-	-	-	-	
2019-20	Kingston Frontenacs "A"	OHL	58	39	27	66	10	-6	-	-	-	-	-	
	Canada Black U17 "C"	WHC-17	5	4	3	7	14	-	-	-	-	-	-	
2020-21	Kingston Frontenacs	OHL	0	0	0	0	0	-	-	-	-	-	-	
	Canada U18 "C"	WJC-18	5	9	5	14	2	12	-	-	-	-	-	
2021-22	Kingston Frontenacs "C"	OHL	63	32	62	94	22	23	11	3	11	14	0	
2022-23	Seattle Kraken	NHL	8	1	1	2	2	4	-	-	-	-	-	
	Windsor Spitfires	OHL	20	15	22	37	6	8	4	1	2	3	4	
	Canada U20 "C"	WJC-20	7	4	3	7	0	0	-	-	-	-	-	
	Coachella Valley Firebirds	AHL	8	4	2	6	2	2	24	2	7	9	2	
2023-24	Seattle Kraken	NHL	3	0	0	0	0	-1						
	Coachella Valley Firebirds	AHL	20	9	7	16	6	-1						
TOTALS	<i>AHL Totals</i>		31	13	9	22	8	0	24	2	7	9	2	
	<i>OHL Totals</i>		141	86	111	197	38	25	15	4	13	17	4	

#58 - CONNOR CARRICK | DEFENSE

Orland Park, IL | 4/13/1994 | 5'11 | 194 lbs

SEASON	TEAM	REGULAR SEASON								PLAYOFFS				
		LEAGUE	GP	G	A	P	PIM	+/-	GP	G	A	P	PIM	
2007-08	Chicago Fury 13U AAA	T1 EHL 13U	31	11	20	31	24	-	-	-	-	-	-	
2008-09	Chicago Fury 14U AAA	T1 EHL 14U	31	21	28	49	22	-	-	-	-	-	-	
2009-10	Chicago Fury 16U AAA	T1 EHL 16U	37	7	15	22	48	-	-	-	-	-	-	
	Chicago Fury 18U AAA	T1 EHL 18U	22	2	4	6	2	-	-	-	-	-	-	
2010-11	USNTDP Juniors	USHL	36	1	6	7	42	2	2	0	0	0	2	
	U.S. National U17 Team	NTDP	53	4	16	20	52	-	-	-	-	-	-	
	USA U17	WHC-17	6	2	5	7	2	-	-	-	-	-	-	
	USA U17 (all)	International-Jr	6	2	5	7	2	-	-	-	-	-	-	
2011-12	USNTDP Juniors	USHL	21	1	4	5	30	1	-	-	-	-	-	
	U.S. National U18 Team	NTDP	57	8	13	21	46	-	-	-	-	-	-	
	USA U18	WJC-18	6	2	2	4	2	4	-	-	-	-	-	
	USA U18 (all)	International-Jr	9	3	4	7	6	7	-	-	-	-	-	
2012-13	Plymouth Whalers "A"	OHL	68	12	32	44	79	27	15	2	16	18	6	
2013-14	Washington Capitals	NHL	34	1	5	6	23	-9	-	-	-	-	-	
	Hershey Bears	AHL	13	0	4	4	15	-3	-	-	-	-	-	
	USA U20	WJC-20	5	0	3	3	4	7	-	-	-	-	-	
2014-15	Hershey Bears	AHL	73	8	34	42	132	-8	10	2	2	4	12	
2015-16	Washington Capitals	NHL	3	0	0	0	0	-2	-	-	-	-	-	
	Hershey Bears	AHL	47	10	16	26	50	23	-	-	-	-	-	
	Toronto Maple Leafs	NHL	16	2	2	4	15	-3	-	-	-	-	-	
	Toronto Marlies	AHL	5	1	2	3	2	2	15	7	11	18	12	
2016-17	Toronto Maple Leafs	NHL	67	2	6	8	51	8	6	0	0	0	4	
2017-18	Toronto Maple Leafs	NHL	47	4	8	12	27	5	-	-	-	-	-	
2018-19	Dallas Stars	NHL	14	1	3	4	13	-7	-	-	-	-	-	
	Texas Stars	AHL	4	1	1	2	0	-4	-	-	-	-	-	
	New Jersey Devils	NHL	20	1	6	7	6	-6	-	-	-	-	-	
2019-20	New Jersey Devils	NHL	29	1	5	6	17	-6	-	-	-	-	-	
	Binghamton Devils	AHL	3	0	0	0	2	-3	-	-	-	-	-	
2020-21	New Jersey Devils	NHL	11	1	1	2	5	-2	-	-	-	-	-	
	Binghamton Devils	AHL	13	0	6	6	12	-6	-	-	-	-	-	
2021-22	Charlotte Checkers	AHL	59	10	22	32	67	4	7	0	4	4	6	
2022-23	Boston Bruins	NHL	1	0	1	1	0	3	-	-	-	-	-	
	Providence Bruins	AHL	63	6	38	44	52	15	4	0	1	1	4	
2023-24	Coachella Valley Firebirds	AHL	21	2	4	6	10	2	-	-	-	-	-	
TOTALS	<i>NHL Totals</i>		242	13	37	50	157	-19	6	0	0	0	4	
	<i>AHL Totals</i>		301	38	127	165	342	22	36	9	18	27	34	

#63 - JACOB MELANSON | FORWARD

Amherst, NS, CAN | 4/22/2003 | 6'1 | 206 lbs

SEASON	TEAM	REGULAR SEASON							PLAYOFFS				
		LEAGUE	GP	G	A	P	PIM	+/-	GP	G	A	P	PIM
2016-17	Truro Bearcats Major Bantam	NSMBHL	33	19	6	25	48	-	2	1	0	1	4
2017-18	Truro Bearcats Major Bantam	NSMBHL	31	44	32	76	76	-	2	3	3	6	8
2018-19	Weeks Major Midgets	NSMMHL	32	20	21	41	63	-	3	1	1	2	6
	Amherst Ramblers	MJHL	1	1	2	3	0	-	3	0	0	0	2
2019-20	Québec Remparts	QMJHL	39	3	7	10	19	3	-	-	-	-	-
2020-21	Acadie-Bathurst Titan	QMJHL	18	8	11	19	26	5	5	2	1	3	16
2021-22	Acadie-Bathurst Titan	QMJHL	54	35	21	56	85	1	8	4	2	6	10
2022-23	Acadie-Bathurst Titan "A"	QMJHL	27	25	19	44	35	12	-	-	-	-	-
	Sherbrooke Phoenix	QMJHL	32	25	30	55	20	35	14	8	7	15	12
	Coachella Valley Firebirds	AHL	-	-	-	-	-	-	1	0	0	0	0
2023-24	Coachella Valley Firebirds	AHL	22	2	4	6	52	1					
TOTALS	<i>AHL Totals</i>		22	2	4	6	52	1	1	0	0	0	0
	<i>QMJHL Totals</i>		170	96	88	184	185	56	27	14	10	24	38

#96 - LOGAN MORRISON | FORWARD

Guelph, ON, CAN | 7/9/2002 | 6'0 | 179 lbs

SEASON	TEAM	REGULAR SEASON								PLAYOFFS				
		LEAGUE	GP	G	A	P	PIM	+/-	GP	G	A	P	PIM	
2015-16	Guelph Jr. Gryphons U15 AAA	SCTA U15	-	-	-	-	-	-	-	-	-	-	-	-
2016-17	Guelph Jr. Gryphons U16 AAA	SCTA U16	35	17	19	36	0	-	-	-	-	-	-	
2017-18	Guelph Jr. Gryphons U16 AAA	SCTA U16	33	32	42	74	22	-	-	-	-	-	-	
	Guelph Hurricanes	GOJHL	2	0	0	0	10	-	-	-	-	-	-	
2018-19	Hamilton Bulldogs	OHL	47	14	20	34	6	-13	4	0	1	1	0	
2019-20	Hamilton Bulldogs	OHL	59	23	22	45	18	-33	-	-	-	-	-	
2020-21	Hamilton Bulldogs	OHL	0	0	0	0	0	0	-	-	-	-	-	
2021-22	Hamilton Bulldogs "A"	OHL	60	34	66	100	8	44	19	17	22	39	2	
2022-23	Hamilton Bulldogs "C"	OHL	34	20	35	55	8	10	-	-	-	-	-	
	Ottawa 67's	OHL	22	20	19	39	4	23	11	10	6	16	4	
2023-24	Coachella Valley Firebirds	AHL	23	6	10	16	0	7						
TOTALS	<i>OHL Totals</i>		222	111	162	273	44	38	34	27	29	56	6	

Leaders (Overall)

Top 20 Scorers

Rank	Player	Team	GP	G	A	PTS
1	Mavrik Bourque	TEX	25	12	24	36
2	* Logan Stankoven	TEX	25	14	19	33
3	Mike Sgarbossa	HER	28	5	23	28
4	Adam Gaudette	SPR	25	15	11	26
5	* Brandt Clarke	ONT	25	5	21	26
6	T.J. Tynan	ONT	25	5	21	26
7	Rocco Grimaldi	CHI	24	14	11	25
8	Jonny Brodzinski	HFD	16	11	14	25
9	Nathan Walker	SPR	25	11	14	25
10	Grigori Denisenko	HSK	26	9	16	25
11	Ethen Frank	HER	28	12	12	24
12	Alex Belzile	HFD	25	9	15	24
13	Brandon Gignac	LAV	25	8	16	24
14	Several Players Tied					23

Minor Penalties

Rank	Player	Team	GP	MinPen
1	Garrett Wilson	LV	25	17
2	Riley McKay	LAV	16	17
3	Several Players Tied			15

Power Play Goals

Rank	Player	Team	GP	PPG
1	Samuel Fagemo	ONT	14	7
2	Ethen Frank	HER	28	7
3	Several Players Tied			6

Shots

Rank	Player	Team	GP	Shots
1	Lucas Carlsson	CLT	25	98
2	Sheldon Rempal	HSK	26	98
3	Danil Gushchin	SJ	22	94
4	Adam Gaudette	SPR	25	89
5	* Brennan Othmann	HFD	25	87

Game Winning Goals

Rank	Player	Team	GP	GWG
1	* Josh Doan	TUC	24	5
2	Several Players Tied			4

Shootout Goals

Rank	Player	Team	SOG	SOA
1	Lane Pederson	BAK	2	2
2	Josh Currie	BEL	2	3
3	* Logan Stankoven	TEX	2	3
4	Several Players Tied			1

Goals

Rank	Player	Team	GP	G
1	Jiri Kulich	ROC	22	16
2	Adam Gaudette	SPR	25	15
3	* Logan Stankoven	TEX	25	14
4	Rocco Grimaldi	CHI	24	14
5	Pierrick Dubé	HER	28	14

Assists

Rank	Player	Team	GP	A
1	Mavrik Bourque	TEX	25	24
2	Mike Sgarbossa	HER	28	23
3	Mac Hollowell	HFD	20	21
4	* Brandt Clarke	ONT	25	21
5	T.J. Tynan	ONT	25	21

Penalty Minutes

Rank	Player	Team	GP	PIM
1	Garrett Wilson	LV	25	84
2	Kale Kessy	IA	15	79
3	Mitch McLain	CGY	19	72
4	Scott Sabourin	SJ	21	70
5	* Zach L'Heureux	MIL	23	65

Major Penalties

Rank	Player	Team	GP	MajPen
1	Kale Kessy	IA	15	7
2	Mason Geertsen	HSK	18	5
3	Tyrel Bauer	MB	21	5
4	Travis Howe	SD	15	5
5	Several Players Tied			4

Short Handed Goals

Rank	Player	Team	GP	SHG
1	Nathan Légaré	LAV	22	3
2	Egor Afanasyev	MIL	23	3
3	Nathan Walker	SPR	25	3
4	Several Players Tied			2

Shooting Percentage

Rank	Player	Team	GP	Goals	Shots	PCT
1	Dmitry Ovchinnikov	TOR	15	7	17	41.2
2	Adam Cracknell	HSK	26	12	35	34.3
3	Timur Ibragimov	UTC	19	4	12	33.3
4	* Ben King	SD	21	8	25	32.0
5	Scott Reedy	TEX	10	4	13	30.8

Plus/Minus

Rank	Player	Team	GP	+/-
1	Philippe Myers	SYR	21	14
2	Alec Regula	PRO	24	14
3	Dan Renouf	PRO	24	14
4	Several Players Tied			13

Shootout Percentage

Rank	Player	Team	SOG	SOA	SO%
1	Several Players Tied				100.0

Leading Goalies

Top 15 Goalies (by GAA)

Rank	Player	Team	GP	Mins	W	L	OTL	SO	EN	GA	GAA	SOW	SOL	SOGA	SOA	SO%	SA	SVS	SV%
1	* Clay Stevenson	HER	13	775:46	9	4	0	4	1	22	1.70	0	0	0	0	0.000	332	310	0.934
2	* Dennis Hildeby	TOR	11	660:05	6	3	2	2	1	20	1.82	0	1	2	2	0.000	281	261	0.929
3	Jesper Wallstedt	IA	17	1006:13	11	6	0	2	4	36	2.15	1	0	0	3	1.000	519	483	0.931
4	* Erik Portillo	ONT	10	584:53	8	1	0	1	0	21	2.15	1	0	1	2	0.500	278	257	0.924
5	Chris Driedger	CV	15	844:19	9	5	1	2	2	31	2.20	1	0	1	3	0.667	370	339	0.916
6	Hugo Alnefelt	SYR	11	623:16	4	4	2	2	2	23	2.21	0	2	3	5	0.400	251	228	0.908
7	Louis Domingue	HFD	11	669:18	8	1	2	1	1	25	2.24	2	0	0	5	1.000	314	289	0.920
8	Hunter Shepard	HER	14	850:44	12	2	0	1	1	33	2.33	1	0	1	3	0.667	346	313	0.905
9	* Isaac Poulter	UTC	14	797:25	8	4	1	1	1	31	2.33	0	0	0	0	0.000	386	355	0.920
10	Malcolm Subban	SPR	13	755:30	5	6	2	0	2	30	2.38	1	0	0	3	1.000	352	322	0.915
11	Matthew Villalta	TUC	20	1185:36	12	7	1	1	5	48	2.43	0	1	2	3	0.333	590	542	0.919
12	Michael DiPietro	PRO	10	560:50	6	4	0	2	2	23	2.46	0	0	0	0	0.000	279	256	0.918
13	Justus Annunen	COL	12	724:13	7	2	3	0	1	30	2.49	0	0	0	0	0.000	334	304	0.910
14	Yaroslav Askarov	MIL	14	769:53	7	6	1	0	2	32	2.49	0	0	0	0	0.000	348	316	0.908
15	* Joel Blomqvist	WBS	15	842:16	7	4	2	0	3	35	2.49	0	0	0	0	0.000	377	342	0.907

Wins

Rank	Player	Team	W
1	Hunter Shepard	HER	12
2	Matthew Villalta	TUC	12
3	Jet Greaves	CLE	11
4	Jesper Wallstedt	IA	11
5	Dustin Wolf	CGY	10

Saves

Rank	Player	Team	SVS
1	Matthew Villalta	TUC	542
2	Jesper Wallstedt	IA	483
3	Brandon Bussi	PRO	428
4	Vadim Zherenko	SPR	399
5	Jiri Patera	HSK	397

Losses

Rank	Player	Team	L
1	Jakub Skarek	BRI	12
2	* Strauss Mann	LAV	8
3	Several Goaltenders Tied		7

Save Percentage

Rank	Player	Team	GA	SVS	SV%
1	* Clay Stevenson	HER	22	310	0.934
2	Jesper Wallstedt	IA	36	483	0.931
3	* Dennis Hildeby	TOR	20	261	0.929
4	Vadim Zherenko	SPR	32	399	0.926
5	* Erik Portillo	ONT	21	257	0.924

Mins

Rank	Player	Team	Mins
1	Matthew Villalta	TUC	1185:36
2	Jesper Wallstedt	IA	1006:13
3	Jakub Skarek	BRI	948:38
4	Brandon Bussi	PRO	939:10
5	David Rittich	ONT	914:07

Shootout Wins

Rank	Player	Team	SOW
1	Louis Domingue	HFD	2
2	Remi Poirier	TEX	2
3	Several Goaltenders Tied		1

Shutouts

Rank	Player	Team	SO
1	* Clay Stevenson	HER	4
2	David Rittich	ONT	3
3	Several Goaltenders Tied		2

Shootout Percentage

Rank	Player	Team	Saves	Att	SO%
1	Several Goaltenders Tied				1.000

* indicates rookie

Leaders (Rookies)

Top 20 Scorers

Rank	Player	Team	GP	G	A	PTS
1	* Logan Stankoven	TEX	25	14	19	33
2	* Brandt Clarke	ONT	25	5	21	26
3	* Samu Tuomaala	LV	26	7	16	23
4	* Joshua Roy	LAV	25	8	13	21
5	* Brennan Othmann	HFD	25	9	11	20
6	* Matt Coronato	CGY	16	8	12	20
7	* Brad Lambert	MB	22	9	10	19
8	* Nikita Chibrikov	MB	22	8	11	19
9	* John Farinacci	PRO	27	6	13	19
10	* Olen Zellweger	SD	22	4	14	18
11	* Xavier Parent	UTC	23	7	10	17
12	* Mackie Samoskevich	CLT	21	6	11	17
13	* Joakim Kemell	MIL	23	6	11	17
14	* Rory Kerins	CGY	18	9	7	16
15	* Shane Wright	CV	20	9	7	16
16	* Ethan Cardwell	SJ	22	7	9	16
17	* Logan Morrison	CV	23	6	10	16
18	Several Players Tied					15

Minor Penalties

Rank	Player	Team	GP	MinPen
1	* Trevor Kuntar	PRO	27	12
2	* Lian Bichsel	TEX	16	12
3	* Emil Andrae	LV	17	12
4	* Jacob Melanson	CV	22	11
5	* Joe Carroll	SYR	17	11

Power Play Goals

Rank	Player	Team	GP	PPG
1	* Rory Kerins	CGY	18	5
2	* Kyle McDonald	TEX	19	5
3	* Brennan Othmann	HFD	25	5
4	* Samu Tuomaala	LV	26	5
5	Several Players Tied			4

Shots

Rank	Player	Team	GP	Shots
1	* Brennan Othmann	HFD	25	87
2	* Joshua Roy	LAV	25	82
3	* Brandt Clarke	ONT	25	78
4	* Logan Stankoven	TEX	25	77
5	Several Players Tied			65

Game Winning Goals

Rank	Player	Team	GP	GWG
1	* Josh Doan	TUC	24	5
2	* Rory Kerins	CGY	18	4
3	Several Players Tied			2

Shootout Goals

Rank	Player	Team	SOG	SOA
1	* Logan Stankoven	TEX	2	3
2	Several Players Tied			1

Goals

Rank	Player	Team	GP	G
1	* Logan Stankoven	TEX	25	14
2	* Josh Doan	TUC	24	11
3	Several Players Tied			9

Assists

Rank	Player	Team	GP	A
1	* Brandt Clarke	ONT	25	21
2	* Logan Stankoven	TEX	25	19
3	* Samu Tuomaala	LV	26	16
4	* Olen Zellweger	SD	22	14
5	Several Players Tied			13

Penalty Minutes

Rank	Player	Team	GP	PIM
1	* Zach L'Heureux	MIL	23	65
2	* Jacob Melanson	CV	22	52
3	* Trevor Kuntar	PRO	27	49
4	* Lian Bichsel	TEX	16	34
5	* Andrew Perrott	RFD	15	31

Major Penalties

Rank	Player	Team	GP	MajPen
1	* Jacob Melanson	CV	22	4
2	* Zach L'Heureux	MIL	23	3
3	* Andrew Perrott	RFD	15	3
4	* Sam Bitten	SPR	6	3
5	Several Players Tied			2

Short Handed Goals

Rank	Player	Team	GP	SHG
1	Several Players Tied			1

Shooting Percentage

Rank	Player	Team	GP	Goals	Shots	PCT
1	* Ben King	SD	21	8	25	32.0
2	* Jake Wise	CLT	16	5	19	26.3
3	* Judd Caulfield	SD	23	5	20	25.0
4	* Joe Carroll	SYR	17	4	16	25.0
5	* Kyle McDonald	TEX	19	7	30	23.3

Plus/Minus

Rank	Player	Team	GP	+/-
1	* Logan Stankoven	TEX	25	13
2	* Ivan Miroshnichenko	HER	27	13
3	* Ville Ottavainen	CV	21	12
4	Mikko Kokkonen	TOR	20	10
5	Several Players Tied			9

Shootout Percentage

Rank	Player	Team	SOG	SOA	SO%
1	Several Players Tied				100.0

Leaders (Defencemen)

Top 20 Scorers

Rank	Player	Team	GP	G	A	PTS
1	* Brandt Clarke	ONT	25	5	21	26
2	Mac Hollowell	HFD	20	1	21	22
3	Lucas Carlsson	CLT	25	8	12	20
4	Derrick Pouliot	TEX	24	5	15	20
5	Matt Donovan	CHI	22	1	19	20
6	Brad Hunt	COL	25	8	11	19
7	Ty Smith	WBS	25	4	15	19
8	Kyle Capobianco	MB	21	5	13	18
9	* Olen Zellweger	SD	22	4	14	18
10	Leon Gawanke	SJ	23	4	14	18
11	Maxence Guenette	BEL	24	3	15	18
12	Jake Christiansen	CLE	24	4	13	17
13	Trevor Carrick	SD	23	3	14	17
14	Dylan Coghlan	SPR	23	9	7	16
15	Simon Edvinsson	GR	24	6	10	16
16	Christian Wolanin	ABB	20	2	14	16
17	Jack Thompson	SYR	25	2	14	16
18	Topi Niemelä	TOR	21	5	10	15
19	Nikolas Brouillard	HFD	25	2	13	15
20	Several Players Tied					14

Minor Penalties

Rank	Player	Team	GP	MinPen
1	Dylan McIlrath	HER	23	15
2	Emil Lilleberg	SYR	25	13
3	Ashton Sautner	MB	23	13
4	Nikolas Brouillard	HFD	25	13
5	Several Players Tied			12

Power Play Goals

Rank	Player	Team	GP	PPG
1	Kyle Capobianco	MB	21	3
2	* Olen Zellweger	SD	22	3
3	Dylan Coghlan	SPR	23	3
4	Brady Lyle	CGY	24	3
5	Several Players Tied			2

Shots

Rank	Player	Team	GP	Shots
1	Lucas Carlsson	CLT	25	98
2	Brad Hunt	COL	25	81
3	* Brandt Clarke	ONT	25	78
4	Jack Thompson	SYR	25	68
5	Ty Smith	WBS	25	67

Game Winning Goals

Rank	Player	Team	GP	GWG
1	Dylan Coghlan	SPR	23	4
2	Lucas Carlsson	CLT	25	4
3	Robin Salo	BRI	24	3
4	Jack Rathbone	WBS	25	3
5	Several Players Tied			2

Shootout Goals

Rank	Player	Team	SOG	SOA
------	--------	------	-----	-----

Goals

Rank	Player	Team	GP	G
1	Dylan Coghlan	SPR	23	9
2	Lucas Carlsson	CLT	25	8
3	Brad Hunt	COL	25	8
4	Several Players Tied			6

Assists

Rank	Player	Team	GP	A
1	Mac Hollowell	HFD	20	21
2	* Brandt Clarke	ONT	25	21
3	Matt Donovan	CHI	22	19
4	Several Players Tied			15

Penalty Minutes

Rank	Player	Team	GP	PIM
1	Josh Healey	RFD	15	42
2	Brenden Miller	IA	17	42
3	Jonathan Aspirot	CGY	19	42
4	Several Players Tied			41

Major Penalties

Rank	Player	Team	GP	MajPen
1	Tyrel Bauer	MB	21	5
2	Josh Healey	RFD	15	4
3	Keaton Middleton	COL	24	4
4	Several Players Tied			3

Short Handed Goals

Rank	Player	Team	GP	SHG
1	Dysin Mayo	HSK	24	1
2	Matthew Kessel	SPR	25	1
3	Emil Lilleberg	SYR	25	1
4	Adam Ginning	LV	26	1

Shooting Percentage

Rank	Player	Team	GP	Goals	Shots	PCT
1	Wyatt Aamodt	COL	20	6	28	21.4
2	Devante Stephens	SYR	18	3	17	17.6
3	Daniil Misyul	UTC	22	3	18	16.7
4	Dylan Coghlan	SPR	23	9	56	16.1
5	Topi Niemelä	TOR	21	5	36	13.9

Plus/Minus

Rank	Player	Team	GP	+/-
1	Philippe Myers	SYR	21	14
2	Alec Regula	PRO	24	14
3	Dan Renouf	PRO	24	14
4	Several Players Tied			12

Shootout Percentage

Rank	Player	Team	SOG	SOA	SO%
1	* Brandt Clarke	ONT	0	1	0.0
2	Lukas Cormier	HSK	0	1	0.0
3	Mitchell Vande Sompel	CHI	0	1	0.0
4	Reilly Walsh	PRO	0	1	0.0

Player Streaks

Player Goal Streaks (Current)

Rank	GP	Player	Team	From	To	Goals	Assists	Points
1	4	Nathan Sucese	CHI	Dec 12, 2023	Dec 19, 2023	7	1	8
2	3	Brayden Tracey	SD	Dec 8, 2023	Dec 16, 2023	3	2	5
3	3	Topi Niemelä	TOR	Dec 10, 2023	Dec 17, 2023	3	0	3
4	2	Several Players Tied						

Player Goal Streaks (All Season)

Rank	GP	Player	Team	From	To	Goals	Assists	Points
1	6	Adam Gaudette	SPR	Oct 15, 2023	Oct 28, 2023	9	1	10
2	* 5	Logan Stankoven	TEX	Nov 10, 2023	Nov 24, 2023	6	1	7
3	4	Several Players Tied						

Player Assist Streaks (Current)

Rank	GP	Player	Team	From	To	Goals	Assists	Points
1	5	Matt Donovan	CHI	Dec 9, 2023	Dec 19, 2023	1	10	11
2	5	Samuel Fagemo	ONT	Dec 6, 2023	Dec 16, 2023	2	5	7
3	5	Ben Meyers	COL	Nov 25, 2023	Dec 9, 2023	1	5	6
4	4	Several Players Tied						

Player Assist Streaks (All Season)

Rank	GP	Player	Team	From	To	Goals	Assists	Points
1	8	Mac Hollowell	HFD	Oct 13, 2023	Nov 3, 2023	0	9	9
2	7	Several Players Tied						

Player Point Streaks (Current)

Rank	GP	Player	Team	From	To	Goals	Assists	Points
1	15	Alex Steeves	TOR	Oct 22, 2023	Dec 17, 2023	11	10	21
2	8	Rem Pitlick	WBS	Nov 29, 2023	Dec 16, 2023	3	6	9
3	7	Jonny Brodzinski	HFD	Nov 12, 2023	Nov 25, 2023	5	9	14
4	7	Nathan Todd	SJ	Nov 29, 2023	Dec 16, 2023	5	7	12
5	6	Several Players Tied						

Player Point Streaks (All Season)

Rank	GP	Player	Team	From	To	Goals	Assists	Points
1	15	Alex Steeves	TOR	Oct 22, 2023	Dec 17, 2023	11	10	21
2	* 11	Logan Stankoven	TEX	Nov 10, 2023	Dec 9, 2023	8	8	16
3	* 9	Brandt Clarke	ONT	Nov 4, 2023	Nov 25, 2023	3	9	12
4	9	Mac Hollowell	HFD	Oct 13, 2023	Nov 4, 2023	1	9	10
5	8	Several Players Tied						

Coachella Valley Firebirds Roster

PLAYERS

#	Name	Pos	Shoots	Ht	Wt	Birthdate	Birthtown
1	Cale Morris	G	L	6-1	193	May 22, 1996	Larkspur, CO
6	Peetro Seppala	D	L	6-2	192	Aug 17, 2000	Kuusankoski, Finland
8	Cale Fleury	D	R	6-1	205	Nov 19, 1998	Regina, SK
9	Mitch Reinke	D	R	5-11	181	Feb 4, 1996	Stillwater, MN
10	Luke Henman	F	L	5-11	170	Apr 29, 2000	Halifax, NS
15	John Hayden	F	R	6-3	223	Feb 14, 1995	Chicago, IL
17	Max McCormick	F	L	5-11	188	May 1, 1992	Wausau, WI
19	Cameron Hughes	F	L	5-11	185	Oct 9, 1996	Edmonton, AB
21	Ian McKinnon	F	L	6-2	212	Mar 5, 1998	Whitby, ON
22	Andrew Poturalski	F	R	5-10	185	Jan 14, 1994	Williamsville, NY
23	Gustav Olofsson	D	L	6-2	201	Dec 1, 1994	Boras, Sweden
27	Ryan Winterton	F	R	6-2	190	Sep 4, 2003	Markham, ON
30	Ales Stezka	G	R	6-4	203	Jan 6, 1997	Plzen, Czechia
32	Tucker Robertson	F	R	5-10	190	Jun 22, 2003	Toronto, ON
33	Ville Petman	F	L	5-10	181	Jan 18, 2000	Lappeenranta, Finland
34	Marian Studenic	F	L	6-1	178	Oct 28, 1998	Holic, Slovakia
36	Ville Ottavainen	D	R	6-5	216	Aug 12, 2002	Oulu, Finland
40	Jeremy McKenna	F	R	5-10	194	Apr 20, 1999	Canmore, AB
44	Jimmy Schuldt	D	L	6-1	203	May 11, 1995	Minnetonka, MN
45	Jack LaFontaine	G	L	6-2	202	Jan 6, 1998	Mississauga, ON
51	Shane Wright	F	R	6-0	198	Jan 5, 2004	Burlington, ON
58	Connor Carrick	D	R	5-11	192	Apr 13, 1994	Orland Park, IL
63	Jacob Melanson	F	R	6-1	205	Apr 22, 2003	Amherst, NS
96	Logan Morrison	F	R	6-0	179	Jul 9, 2002	Guelph, ON

Henderson Silver Knights Roster

PLAYERS

#	Name	Pos	Shoots	Ht	Wt	Birthdate	Birthtown
4	Mason Geertsen	F	L	6-4	228	Apr 19, 1995	Drayton Valley, AB
5	Daniil Chayka	D	L	6-3	200	Oct 22, 2002	Moscow, Russia
11	Mason Morelli	F	L	6-1	210	Feb 1, 1996	Minot, ND
12	Jakub Brabenec	F	L	6-1	180	Sep 11, 2003	Jihlava, Czechia
13	Jakub Demek	F	L	6-4	210	Jun 6, 2003	Kosice, Slovakia
15	Christoffer Sedoff	D	L	6-1	201	Feb 20, 2002	Helsinki, Finland
19	Brendan Brisson	F	L	6-1	191	Oct 22, 2001	Manhattan Beach, CA
24	Adam Cracknell	F	R	6-3	211	Jul 15, 1985	Prince Albert, SK
31	Isaiah Saville	G	R	6-1	207	Sep 21, 2000	Anchorage, AK
32	Jesper Vikman	G	L	6-4	205	Mar 11, 2002	Stockholm, Sweden
40	Lukas Cormier	D	L	5-11	185	Mar 27, 2002	Ste-Marie-de-Kent, NB
41	Brandon Hickey	D	L	6-2	195	Apr 13, 1996	Leduc, AB
44	Layton Ahac	D	L	6-2	205	Feb 22, 2001	North Vancouver, BC
45	Jake Bischoff	D	L	6-1	195	Jul 25, 1994	Cambridge, MN
51	Byron Froese	F	R	6-1	195	Mar 12, 1991	Winkler, MB
54	Grigori Denisenko	F	R	5-11	186	Jun 24, 2000	Novosibirsk, Russia
56	Sheldon Rempal	F	R	5-11	173	Aug 7, 1995	Calgary, AB
57	Mason Primeau	F	L	6-6	221	Jul 28, 2001	Toronto, ON
65	Dysin Mayo	D	R	6-1	189	Aug 17, 1996	Victoria, BC
67	Tyler Benson	F	L	6-1	190	Mar 15, 1998	Edmonton, AB
68	Michael Bullion	G	R	6-1	200	May 14, 1997	Anchorage, AK
72	Gage Quinney	F	L	6-1	206	Jul 29, 1995	Las Vegas, NV
83	Daniel D'Amato	F	L	6-1	194	Apr 8, 2001	Maple, ON

2023-24 Regular Season Team Statistics Coachella Valley Firebirds

PLAYERS

#	Name	Pos	GP	G	A	PTS	+/-	PIM	PPG	PPA	SH	SHA	GW	FG	IG	OT	UA	EN	SOG	SOA	SOGW	SO%	Pt/G	PIMPG	SA	SH%
	17 Max McCormick	F	21	11	12	23	7	15	2	3	0	0	1	3	1	0	1	1	0	1	0	0.0	1.10	0.71	59	18.6
X	16 Kole Lind	F	23	5	16	21	4	25	2	7	0	0	1	0	0	0	0	0	1	1	1	100.0	0.91	1.09	65	7.7
	19 Cameron Hughes	F	23	5	15	20	6	20	1	4	0	0	0	2	0	0	1	0	0	0	0	0.0	0.87	0.87	61	8.2
*	51 Shane Wright	F	20	9	7	16	-1	6	3	4	0	0	2	1	3	1	1	0	0	0	0	0.0	0.80	0.30	52	17.3
*	96 Logan Morrison	F	23	6	10	16	7	0	0	2	1	0	1	2	0	0	0	0	0	0	0	0.0	0.70	0.00	35	17.1
	22 Andrew Poturalski	F	17	4	10	14	0	10	4	4	0	0	2	0	0	1	0	0	0	0	0	0.0	0.82	0.59	35	11.4
	34 Marian Studenic	F	18	7	5	12	3	4	0	2	0	0	1	1	0	0	0	0	0	0	0	0.0	0.67	0.22	34	20.6
*	36 Ville Ottavainen	D	21	2	8	10	12	14	0	0	0	0	1	1	0	0	0	0	0	0	0	0.0	0.48	0.67	41	4.9
*	27 Ryan Winterton	F	20	4	5	9	4	2	0	0	1	1	0	0	0	0	1	0	0	0	0	0.0	0.45	0.10	38	10.5
	8 Cale Fleury	D	23	3	6	9	5	12	1	3	0	0	0	0	1	0	0	0	0	0	0	0.0	0.39	0.52	39	7.7
X	41 Ryker Evans	D	18	2	6	8	-3	20	1	4	0	0	1	0	1	0	0	0	0	0	0	0.0	0.44	1.11	47	4.3
X	94 Devin Shore	F	9	3	3	6	-1	0	2	0	0	0	2	2	0	0	0	0	1	1	0	100.0	0.67	0.00	31	9.7
	58 Connor Carrick	D	21	2	4	6	2	10	1	0	0	0	0	0	0	0	0	0	0	0	0	0.0	0.29	0.48	50	4.0
*	63 Jacob Melanson	F	22	2	4	6	1	52	0	0	0	0	0	0	0	0	0	0	0	0	0	0.0	0.27	2.36	41	4.9
	6 Peetro Seppala	D	17	1	5	6	10	6	0	0	0	0	0	0	1	0	0	0	0	0	0	0.0	0.35	0.35	13	7.7
	33 Ville Petman	F	22	1	4	5	5	6	0	0	0	0	1	0	0	0	0	0	0	0	0	0.0	0.23	0.27	23	4.3
*	32 Tucker Robertson	F	10	3	1	4	4	7	0	0	0	0	0	0	1	0	1	1	0	0	0	0.0	0.40	0.70	11	27.3
	15 John Hayden	F	22	1	3	4	-2	29	0	0	0	0	0	0	0	0	0	1	0	0	0	0.0	0.18	1.32	32	3.1
	44 Jimmy Schuldt	D	20	0	4	4	-2	2	0	0	0	0	0	0	0	0	0	0	0	0	0	0.0	0.20	0.10	22	0.0
	40 Jeremy McKenna	F	9	2	1	3	1	2	0	0	0	0	0	0	0	0	0	0	0	0	0	0.0	0.33	0.22	10	20.0
	10 Luke Henman	F	12	2	1	3	4	0	0	0	0	0	0	1	1	0	0	0	0	0	0	0.0	0.25	0.00	14	14.3
	23 Gustav Olofsson	D	15	1	2	3	3	6	0	0	0	1	0	0	0	0	0	0	0	0	0	0.0	0.20	0.40	27	3.7
X	4 Jaycob Megna	D	2	1	0	1	3	0	0	0	0	0	0	0	0	0	0	0	0	0	0	0.0	0.50	0.00	2	50.0
	1 Cale Morris	G	1	0	0	0	0	0	0	0	0	0	0	0	0	0	0	0	0	0	0	0.0	0.00	0.00	0	0.0
	45 Jack LaFontaine	G	2	0	0	0	0	0	0	0	0	0	0	0	0	0	0	0	0	0	0	0.0	0.00	0.00	1	0.0
	9 Mitch Reinke	D	2	0	0	0	0	2	0	0	0	0	0	0	0	0	0	0	0	0	0	0.0	0.00	1.00	3	0.0
	21 Ian McKinnon	F	4	0	0	0	0	12	0	0	0	0	0	0	0	0	0	0	0	0	0	0.0	0.00	3.00	1	0.0
	30 Ales Stezka	G	6	0	0	0	0	0	0	0	0	0	0	0	0	0	0	0	0	0	0	0.0	0.00	0.00	0	0.0
X	60 Chris Driedger	G	15	0	0	0	0	0	0	0	0	0	0	0	0	0	0	0	0	0	0	0.0	0.00	0.00	0	0.0

Goalies

#	Name	GP	Mins	GA	SO	GAA	W	L	OT	SA	SVS	SV%
X	60 Chris Driedger	15	844:19	31	2	2.20	9	5	1	370	339	0.916
	30 Ales Stezka	6	356:58	24	0	4.03	3	2	0	198	174	0.879
	45 Jack LaFontaine	2	122:01	5	0	2.46	2	0	0	58	53	0.914
	1 Cale Morris	1	58:55	1	0	1.02	0	1	0	44	43	0.977
	Empty Net		9:52	2						2		
	Totals	23	1401	63	2	2.72	14	8	1	672	609	0.906

* indicates rookie

X indicates inactive

2023-24 Regular Season Team Statistics Henderson Silver Knights

PLAYERS

#	Name	Pos	GP	G	A	PTS	+/-	PIM	PPG	PPA	SH	SHA	GW	FG	IG	OT	UA	EN	SOG	SOA	SOGW	SO%	Pt/G	PIMPG	SA	SH%
54	Grigori Denisenko	F	26	9	16	25	-3	18	2	7	0	0	3	0	1	2	0	1	0	2	0	0.0	0.96	0.69	57	15.8
24	Adam Cracknell	F	26	12	8	20	-4	6	6	2	0	0	1	2	2	0	2	1	0	0	0	0.0	0.77	0.23	35	34.3
19	Brendan Brisson	F	26	9	11	20	1	18	3	5	0	0	1	0	0	0	0	1	0	2	0	0.0	0.77	0.69	58	15.5
56	Sheldon Rempal	F	26	10	7	17	-4	12	3	6	0	0	2	2	2	0	0	1	1	1	0	100.0	0.65	0.46	98	10.2
11	Mason Morelli	F	26	7	7	14	-1	16	2	3	0	0	0	2	1	0	2	2	0	0	0	0.0	0.54	0.62	58	12.1
45	Jake Bischoff	D	26	2	10	12	2	15	0	4	0	0	0	1	0	0	0	0	0	0	0	0.0	0.46	0.58	49	4.1
72	Gage Quinney	F	14	3	8	11	4	2	1	2	0	1	1	0	0	1	0	0	0	2	0	0.0	0.79	0.14	32	9.4
X 46	Jonas Rondbjerg	RW	16	3	8	11	-5	8	3	4	0	1	1	0	0	0	0	0	0	1	0	0.0	0.69	0.50	33	9.1
67	Tyler Benson	F	20	2	7	9	-8	6	1	3	0	0	1	0	0	0	0	0	0	0	0	0.0	0.45	0.30	24	8.3
51	Byron Froese	F	23	5	3	8	-7	10	2	1	0	0	2	1	0	1	0	0	0	0	0	0.0	0.35	0.43	46	10.9
* 12	Jakub Brabenec	F	16	4	4	8	0	8	0	0	0	0	1	1	0	1	0	0	0	1	0	0.0	0.50	0.50	7	57.1
40	Lukas Cormier	D	20	1	7	8	2	14	0	2	0	0	0	0	0	0	0	0	0	1	0	0.0	0.40	0.70	52	1.9
65	Dysin Mayo	D	24	2	4	6	-2	16	0	0	1	0	0	0	0	0	0	0	0	0	0	0.0	0.25	0.67	31	6.5
57	Mason Primeau	F	18	1	4	5	-4	5	0	0	0	0	0	0	0	0	0	0	0	0	0	0.0	0.28	0.28	19	5.3
* 13	Jakub Demek	F	20	1	4	5	-3	12	0	0	0	0	0	0	0	0	1	0	0	0	0	0.0	0.25	0.60	22	4.5
* 15	Christoffer Sedoff	D	22	0	5	5	-2	8	0	2	0	0	0	0	0	0	0	0	0	0	0	0.0	0.23	0.36	32	0.0
* 83	Daniel D'Amato	F	19	1	3	4	-4	12	0	1	0	0	0	0	0	0	0	0	0	0	0	0.0	0.21	0.63	14	7.1
5	Daniil Chayka	D	23	0	4	4	-8	6	0	0	0	0	0	0	0	0	0	0	0	0	0	0.0	0.17	0.26	26	0.0
X 6	Kaedan Korczak	D	5	0	3	3	-3	8	0	2	0	0	0	0	0	0	0	0	0	0	0	0.0	0.60	1.60	5	0.0
*X 42	Alex Swetlikoff	F	7	2	0	2	1	2	0	0	0	0	0	0	0	0	0	0	0	0	0	0.0	0.29	0.29	10	20.0
4	Mason Geertsen	F	18	2	0	2	-1	59	0	0	0	0	0	0	0	0	0	0	0	0	0	0.0	0.11	3.28	16	12.5
44	Layton Ahac	D	26	0	2	2	-11	21	0	0	0	0	0	0	0	0	0	0	0	0	0	0.0	0.08	0.81	33	0.0
*X 47	Patrick Guay	F	10	0	1	1	-3	9	0	0	0	0	0	0	0	0	0	0	0	0	0	0.0	0.10	0.90	6	0.0
41	Brandon Hickey	D	11	0	1	1	-5	4	0	0	0	0	0	0	0	0	0	0	0	0	0	0.0	0.09	0.36	14	0.0
31	Isaiah Saville	G	3	0	0	0	0	0	0	0	0	0	0	0	0	0	0	0	0	0	0	0.0	0.00	0.00	0	0.0
* 32	Jesper Vikman	G	4	0	0	0	0	0	0	0	0	0	0	0	0	0	0	0	0	0	0	0.0	0.00	0.00	0	0.0
X 68	Jordan Papirny	G	6	0	0	0	0	0	0	0	0	0	0	0	0	0	0	0	0	0	0	0.0	0.00	0.00	0	0.0
X 30	Jiri Patera	G	14	0	0	0	0	0	0	0	0	0	0	0	0	0	0	0	0	0	0	0.0	0.00	0.00	0	0.0

Goalies

#	Name	GP	Mins	GA	SO	GAA	W	L	OT	SA	SVS	SV%
X 30	Jiri Patera	14	833:59	44	0	3.17	6	6	2	441	397	0.900
X 68	Jordan Papirny	6	364:57	22	0	3.62	1	4	1	176	154	0.875
* 32	Jesper Vikman	4	189:25	8	0	2.53	3	0	0	96	88	0.917
31	Isaiah Saville	3	181:02	4	0	1.33	3	0	0	80	76	0.950
	Empty Net		10:37	2						2		
	Totals	26	1590	80	0	3.04	13	10	3	795	715	0.899

* indicates rookie

X indicates inactive

Henderson Silver Knights 2023-24 Regular Season Game Schedule

Date	Opponent	Result	Record	Score	GWG	Goaltender	Opposing Goaltender
Oct. 13	at Iowa	W	1-0-0-0	4-2	Adam Cracknell	Jiri Patera (2 GA, 30 SVS)	Jesper Wallstedt (3 GA, 19 SVS)
Oct. 14	at Iowa	W	2-0-0-0	7-3	Tyler Benson	Jiri Patera (3 GA, 31 SVS)	Zane McIntyre (6 GA, 9 SVS)
Oct. 20	San Jose	W	3-0-0-0	5-4	Sheldon Rempal	Jiri Patera (4 GA, 31 SVS)	Eetu Makiniemi (5 GA, 18 SVS)
Oct. 21	San Jose	W	4-0-0-0	4-3 OT	Grigori Denisenko	Jesper Vikman (3 GA, 20 SVS)	Magnus Chrona (4 GA, 33 SVS)
Oct. 24	at Bakersfield	L	4-1-0-0	1-5		Jiri Patera (5 GA, 21 SVS)	Olivier Rodrigue (1 GA, 31 SVS)
Oct. 25	at San Jose	W	5-1-0-0	4-3 OT	Byron Froese	Jesper Vikman (3 GA, 38 SVS)	Georgi Romanov (4 GA, 37 SVS)
Oct. 27	Ontario	L	5-2-0-0	1-4		Jiri Patera (3 GA, 24 SVS)	David Rittich (1 GA, 28 SVS)
Oct. 29	San Diego	W	6-2-0-0	4-2	Brendan Brisson	Jesper Vikman (2 GA, 23 SVS)	Calle Clang (3 GA, 35 SVS)
Nov. 3	at Abbotsford	W	7-2-0-0	5-2	Byron Froese	Jiri Patera (2 GA, 31 SVS)	Nikita Tolopilo (4 GA, 18 SVS)
Nov. 4	at Abbotsford	L	7-3-0-0	0-2		Jiri Patera (2 GA, 20 SVS)	Art?rs ?ilovs (0 GA, 23 SVS)
Nov. 7	at Colorado	L	7-4-0-0	1-5		Jiri Patera (5 GA, 34 SVS)	Arvid Holm (1 GA, 19 SVS)
Nov. 8	at Colorado	W	8-4-0-0	5-4 OT	Grigori Denisenko	Jiri Patera (4 GA, 25 SVS)	Justus Annunen (5 GA, 28 SVS)
Nov. 15	Coachella Valley	W	9-4-0-0	5-4	Grigori Denisenko	Jiri Patera (4 GA, 24 SVS)	Chris Driedger (5 GA, 15 SVS)
Nov. 17	Abbotsford	OTL	9-4-1-0	2-3 OT		Jiri Patera (3 GA, 40 SVS)	Art?rs ?ilovs (2 GA, 29 SVS)
Nov. 18	Abbotsford	SOL	9-4-1-1	2-3 SO		Jordan Papiorny (2 GA, 29 SVS)	Nikita Tolopilo (2 GA, 31 SVS)
Nov. 21	at Bakersfield	L	9-5-1-1	0-2		Jiri Patera (1 GA, 29 SVS)	Jack Campbell (0 GA, 30 SVS)
Nov. 25	Tucson	L	9-6-1-1	2-3		Jiri Patera (3 GA, 30 SVS)	Matthew Villalta (2 GA, 28 SVS)
Nov. 26	Tucson	W	10-6-1-1	3-2 OT	Gage Quinney	Jordan Papiorny (2 GA, 30 SVS)	Dylan Wells (3 GA, 27 SVS)
Nov. 29	Bakersfield	SOL	10-6-1-2	3-4 SO		Jiri Patera (3 GA, 27 SVS)	Jack Campbell (3 GA, 39 SVS)
Dec. 1	Calgary	L	10-7-1-2	1-2		Jordan Papiorny (2 GA, 30 SVS)	Dustin Wolf (1 GA, 32 SVS)
Dec. 3	Calgary	L	10-8-1-2	4-7		Jordan Papiorny (7 GA, 21 SVS)	Dustin Wolf (4 GA, 43 SVS)
Dec. 6	at Ontario	L	10-9-1-2	1-3		Jordan Papiorny (3 GA, 21 SVS)	David Rittich (1 GA, 20 SVS)
Dec. 8	at San Jose	L	10-10-1-2	1-6		Jordan Papiorny (6 GA, 23 SVS)	Eetu Makiniemi (1 GA, 26 SVS)
Dec. 9	at San Jose	W	11-10-1-2	5-1	Sheldon Rempal	Isaiah Saville (1 GA, 31 SVS)	Georgi Romanov (4 GA, 31 SVS)
Dec. 13	at Ontario	W	12-10-1-2	3-2 OT	Jakub Brabenec	Isaiah Saville (2 GA, 19 SVS)	David Rittich (3 GA, 20 SVS)
Dec. 16	at San Diego	W	13-10-1-2	3-1	Jonas Rondbjerg	Isaiah Saville (1 GA, 26 SVS)	Tomas Suchanek (2 GA, 32 SVS)
Dec. 20	Coachella Valley	7:00 pm PST					
Dec. 22	San Jose	7:00 pm PST					
Dec. 23	San Jose	7:00 pm PST					
Dec. 27	at Bakersfield	6:30 pm PST					
Dec. 30	Ontario	7:00 pm PST					
Dec. 31	at Ontario	5:00 pm PST					
Jan. 3	San Diego	7:00 pm PST					
Jan. 5	at Calgary	7:00 pm MST					
Jan. 6	at Calgary	7:00 pm MST					
Jan. 12	Milwaukee	7:00 pm PST					
Jan. 13	Milwaukee	3:00 pm PST					
Jan. 15	at Coachella Valley	5:00 pm PST					
Jan. 17	at Coachella Valley	7:00 pm PST					
Jan. 19	at Tucson	7:00 pm MST					
Jan. 20	at Tucson	7:00 pm MST					
Jan. 24	Coachella Valley	7:00 pm PST					
Jan. 26	Colorado	7:00 pm PST					
Jan. 27	Colorado	7:00 pm PST					
Feb. 2	Iowa	7:00 pm PST					
Feb. 3	Iowa	7:00 pm PST					
Feb. 9	at Ontario	7:00 pm PST					
Feb. 10	at Coachella Valley	6:00 pm PST					
Feb. 17	at San Diego	6:00 pm PST					
Feb. 18	at Coachella Valley	5:00 pm PST					
Feb. 23	at Colorado	7:05 pm MST					
Feb. 24	at Colorado	7:05 pm MST					
Mar. 1	Tucson	7:00 pm PST					
Mar. 2	Tucson	7:00 pm PST					
Mar. 6	Bakersfield	7:00 pm PST					
Mar. 8	Abbotsford	7:00 pm PST					
Mar. 9	Abbotsford	3:00 pm PST					
Mar. 12	at Tucson	6:30 pm MST					
Mar. 13	at Tucson	6:30 pm MST					
Mar. 16	at Abbotsford	7:00 pm PDT					
Mar. 17	at Abbotsford	4:00 pm PDT					
Mar. 23	at Milwaukee	6:00 pm CDT					
Mar. 24	at Milwaukee	3:00 pm CDT					
Mar. 29	Bakersfield	7:00 pm PDT					

Mar. 30	Coachella Valley	7:00 pm PDT
Apr. 3	Ontario	7:00 pm PDT
Apr. 6	Colorado	1:00 pm PDT
Apr. 7	Colorado	1:00 pm PDT
Apr. 10	at San Jose	7:00 pm PDT
Apr. 13	Ontario	7:00 pm PDT
Apr. 19	Bakersfield	7:00 pm PDT
Apr. 20	at Bakersfield	7:00 pm PDT

* Overtime Game
** Shootout Game

Coachella Valley Firebirds 2023-24 Regular Season Game Schedule

Date	Opponent	Result	Record	Score	GWG	Goaltender	Opposing Goaltender
Oct. 13	Bakersfield	L	0-1-0-0	2-3		Chris Driedger (3 GA, 25 SVS)	Calvin Pickard (2 GA, 36 SVS)
Oct. 21	at Tucson	W	1-1-0-0	4-0	Marian Studenic	Chris Driedger (0 GA, 27 SVS)	Matthew Villalta (3 GA, 25 SVS)
Oct. 25	Ontario	L	1-2-0-0	0-1		Chris Driedger (1 GA, 24 SVS)	David Rittich (0 GA, 41 SVS)
Oct. 28	at San Jose	W	2-2-0-0	8-2	Ryker Evans	Chris Driedger (2 GA, 33 SVS)	Magnus Chrona (6 GA, 21 SVS)
Oct. 29	at San Jose	W	3-2-0-0	5-4 OT	Shane Wright	Ales Stezka (4 GA, 27 SVS)	Georgi Romanov (5 GA, 24 SVS)
Oct. 31	Abbotsford	W	4-2-0-0	8-3	Ville Petman	Chris Driedger (3 GA, 23 SVS)	Nikita Tolopilo (5 GA, 25 SVS)
Nov. 4	at Bakersfield	W	5-2-0-0	2-1	Andrew Poturalski	Chris Driedger (1 GA, 18 SVS)	Calvin Pickard (2 GA, 32 SVS)
Nov. 8	San Diego	W	6-2-0-0	4-2	Logan Morrison	Chris Driedger (2 GA, 25 SVS)	Calle Clang (4 GA, 30 SVS)
Nov. 11	Calgary	L	6-3-0-0	1-4		Chris Driedger (3 GA, 19 SVS)	Oscar Dansk (1 GA, 40 SVS)
Nov. 12	Tucson	L	6-4-0-0	3-5		Ales Stezka (5 GA, 44 SVS)	Matthew Villalta (3 GA, 45 SVS)
Nov. 15	at Henderson	L	6-5-0-0	4-5		Chris Driedger (5 GA, 15 SVS)	Jiri Patera (4 GA, 24 SVS)
Nov. 17	at Tucson	W	7-5-0-0	3-2 SO		Chris Driedger (2 GA, 27 SVS)	Matthew Villalta (2 GA, 42 SVS)
Nov. 18	at Tucson	W	8-5-0-0	5-4	Devin Shore	Ales Stezka (4 GA, 26 SVS)	Matthew Villalta (2 GA, 22 SVS)
Nov. 21	Ontario	L	8-6-0-0	0-6		Ales Stezka (6 GA, 30 SVS)	David Rittich (0 GA, 24 SVS)
Nov. 25	at Bakersfield	W	9-6-0-0	4-2	Kole Lind	Ales Stezka (2 GA, 20 SVS)	Jack Campbell (3 GA, 33 SVS)
Nov. 29	San Jose	L	9-7-0-0	3-5		Chris Driedger (4 GA, 30 SVS)	Eetu Makiniemi (3 GA, 31 SVS)
Dec. 1	at Ontario	W	10-7-0-0	2-0	Devin Shore	Chris Driedger (0 GA, 28 SVS)	David Rittich (2 GA, 19 SVS)
Dec. 2	Ontario	OTL	10-7-1-0	3-4 OT		Chris Driedger (1 GA, 0 SVS)	Erik Portillo (3 GA, 29 SVS)
Dec. 8	at Abbotsford	W	11-7-1-0	4-2	Shane Wright	Chris Driedger (2 GA, 23 SVS)	Art?rs ?ilovs (3 GA, 32 SVS)
Dec. 9	at Abbotsford	W	12-7-1-0	4-2	Ville Ottavainen	Chris Driedger (2 GA, 22 SVS)	Nikita Tolopilo (4 GA, 31 SVS)
Dec. 13	Abbotsford	W	13-7-1-0	4-3 OT	Andrew Poturalski	Jack LaFontaine (3 GA, 28 SVS)	Art?rs ?ilovs (4 GA, 25 SVS)
Dec. 16	Bakersfield	W	14-7-1-0	5-2	Max McCormick	Jack LaFontaine (2 GA, 25 SVS)	Jack Campbell (4 GA, 17 SVS)
Dec. 17	Colorado	L	14-8-1-0	0-1		Cale Morris (1 GA, 43 SVS)	Trent Miner (0 GA, 22 SVS)
Dec. 20	at Henderson	7:00 pm PST					
Dec. 23	Bakersfield	6:00 pm PST					
Dec. 27	San Diego	7:00 pm PST					
Dec. 29	at Tucson	7:00 pm MST					
Jan. 1	at Calgary	1:00 pm MST					
Jan. 2	at Calgary	6:00 pm MST					
Jan. 6	Abbotsford	6:00 pm PST					
Jan. 7	Abbotsford	2:00 pm PST					
Jan. 10	at San Diego	7:00 pm PST					
Jan. 12	at Colorado	7:05 pm MST					
Jan. 13	at Colorado	7:05 pm MST					
Jan. 15	Henderson	5:00 pm PST					
Jan. 17	Henderson	7:00 pm PST					
Jan. 19	Calgary	7:00 pm PST					
Jan. 20	at Ontario	6:00 pm PST					
Jan. 24	at Henderson	7:00 pm PST					
Jan. 26	at Texas	7:00 pm CST					
Jan. 27	at Texas	7:00 pm CST					
Jan. 31	Calgary	7:00 pm PST					
Feb. 1	Calgary	7:00 pm PST					
Feb. 3	Tucson	6:00 pm PST					
Feb. 10	Henderson	6:00 pm PST					
Feb. 15	San Jose	7:00 pm PST					
Feb. 17	Colorado	6:00 pm PST					
Feb. 18	Henderson	5:00 pm PST					
Feb. 21	at San Jose	7:00 pm PST					
Feb. 23	at Ontario	7:00 pm PST					
Feb. 28	San Jose	7:00 pm PST					
Mar. 1	at Bakersfield	7:00 pm PST					
Mar. 2	at San Jose	6:00 pm PST					
Mar. 6	at San Diego	7:00 pm PST					
Mar. 8	at San Diego	7:00 pm PST					
Mar. 9	Tucson	6:00 pm PST					
Mar. 15	at Ontario	7:00 pm PDT					
Mar. 20	Texas	7:00 pm PDT					
Mar. 22	at Bakersfield	7:00 pm PDT					
Mar. 23	Texas	6:00 pm PDT					
Mar. 26	at Calgary	7:00 pm MDT					
Mar. 27	at Calgary	7:00 pm MDT					
Mar. 30	at Henderson	7:00 pm PDT					
Apr. 4	San Jose	7:00 pm PDT					

Apr. 6 at Abbotsford 7:00 pm PDT
Apr. 7 at Abbotsford 4:00 pm PDT
Apr. 10 Ontario 7:00 pm PDT
Apr. 12 Bakersfield 7:00 pm PDT
Apr. 14 San Diego 3:00 pm PDT
Apr. 17 Tucson 7:00 pm PDT
Apr. 20 at San Diego 6:00 pm PDT
Apr. 21 San Diego 3:00 pm PDT
* Overtime Game
** Shootout Game

Coachella Valley Firebirds vs Henderson Silver Knights Head to Head

Summary

Description	Result	
Head to Head Record 2023-24 Regular Season	Henderson 1-0-0-0	Coachella Valley 0-1-0-0
Head to Head Record 2022-23 Regular Season	Henderson 2-4-0-2	Coachella Valley 6-1-1-0
Last 5 Years record between teams	Henderson 3-4-0-2	Coachella Valley 6-2-1-0
Henderson vs. Coachella Valley Last 5 Years record at Henderson	Henderson 2-1-0-2	Coachella Valley 3-2-0-0
Henderson vs. Coachella Valley Last 5 Years record at Coachella Valley	Henderson 1-3-0-0	Coachella Valley 3-0-1-0
Previous Meetings This Season	Coachella Valley 4 @ Henderson 5 (Nov 15 2023) Final	

Match Up

	<u>Coachella Valley</u>	<u>Henderson</u>
Team Record	14-8-1-0 -- 29 points	13-10-1-2 -- 29 points
Division Ranking	5th Pacific	6th Pacific
Conference Ranking	6th Western	7th Western
League Ranking	13th	14th
Past 10 Games	6-3-1-0	4-5-0-1
Streak	0-1-0-0	3-0-0-0
Last Game	1-0 L vs Colorado (Dec 17 2023) Final	3-1 W @ San Diego (Dec 16 2023) Final
Home Record	4-7-1-0	5-4-1-2
Away Record	10-1-0-0	8-6-0-0
GF	78	76
GA	63	82
PP (Overall)	(17/92) 18.5%	(23/112) 20.5%
PP (Home)	(8/47) 17.0%	(14/62) 22.6%
PP (Away)	(9/45) 20.0%	(9/50) 18.0%
PK (Overall)	(17/72) 76.4%	(15/93) 83.9%
PK (Home)	(12/31) 61.3%	(6/47) 87.2%
PK (Away)	(5/41) 87.8%	(9/46) 80.4%
PP vs. Opp.	(1/8) 12.5%	(2/6) 33.3%
PK vs. Opp.	(2/6) 66.7%	(1/8) 87.5%
Leading Rookie	Wright (9-7-16)	Brabenec (4-4-8)
Most PIM	Melanson - 52	Geertsen - 59
Team PIM/GM	11.5/Game	11.6/Game
Leading Scorers	McCormick (11-12-23) Lind (5-16-21) Hughes (5-15-20) Wright (9-7-16) Morrison (6-10-16)	Denisenko (9-16-25) Cracknell (12-8-20) Brisson (9-11-20) Rempal (10-7-17) Morelli (7-7-14)
Last 5 Games	1-0 L vs Colorado (Dec 17 2023) Final 5-2 W vs Bakersfield (Dec 16 2023) Final 4-3 W vs Abbotsford (Dec 13 2023) Final OT 4-2 W @ Abbotsford (Dec 9 2023) Final 4-2 W @ Abbotsford (Dec 8 2023) Final	3-1 W @ San Diego (Dec 16 2023) Final 3-2 W @ Ontario (Dec 13 2023) Final OT 5-1 W @ San Jose (Dec 9 2023) Final 6-1 L @ San Jose (Dec 8 2023) Final 3-1 L @ Ontario (Dec 6 2023) Final
Leading After 1st	8-2-0-0	5-0-0-0
Leading After 2nd	9-1-0-0	7-0-1-0
Tied After 1st	2-2-0-0	6-3-1-0
Tied After 2nd	3-1-1-0	2-1-0-1
Trailing After 1st	4-4-1-0	2-7-0-2

Trailing After 2nd	2-6-0-0	4-9-0-1
Out Shooting Opponents	10-4-1-0	6-4-0-2
Out Shot by Opponents	3-4-0-0	6-6-1-0
1 Goal Games	5-4-1-0	7-2-1-2
2 Goal Games	5-2-0-0	3-3-0-0
3 Goal Games	1-1-0-0	1-2-0-0

Coachella Valley Firebirds vs Henderson Silver Knights Head to Head

Henderson Silver Knights

#	Name	GP	G	A	PTS	PIM	+/-
19	Brendan Brisson	1	1	2	3	2	0
54	Grigori Denisenko	1	1	1	2	2	1
40	Lukas Cormier	1	1	0	1	2	1
11	Mason Morelli	1	1	0	1	5	0
72	Gage Quinney	1	1	0	1	0	2
67	Tyler Benson	1	0	1	1	0	0
24	Adam Cracknell	1	0	1	1	0	-1
83	Daniel D'Amato	1	0	1	1	0	0
6	X Kaedan Korczak	1	0	1	1	8	0
65	Dysin Mayo	1	0	1	1	0	0
56	Sheldon Rempal	1	0	1	1	0	-1
44	Layton Ahac	1	0	0	0	0	1
45	Jake Bischoff	1	0	0	0	2	-1
5	Daniil Chayka	1	0	0	0	0	-1
51	Byron Froese	1	0	0	0	0	0
4	Mason Geertsen	1	0	0	0	0	0
47	X Patrick Guay	1	0	0	0	0	0
30	X Jiri Patera	1	0	0	0	0	0
57	Mason Primeau	1	0	0	0	0	-1

#	Name	GP	W	L	OT	Mins	GA	GAA	SV%
30	X Jiri Patera	1	1	0	0	60:00	4	4.00	0.857

Coachella Valley Firebirds

#	Name	GP	G	A	PTS	PIM	+/-
16	X Kole Lind	1	0	2	2	2	-1
36	Ville Ottavainen	1	0	2	2	2	2
17	Max McCormick	1	1	0	1	5	0
96	Logan Morrison	1	1	0	1	0	-1
34	Marian Studenic	1	1	0	1	2	1
51	Shane Wright	1	1	0	1	2	0
41	X Ryker Evans	1	0	1	1	0	-2
23	Gustav Olofsson	1	0	1	1	0	0
27	Ryan Winterton	1	0	1	1	0	1
60	X Chris Driedger	1	0	0	0	0	0
8	Cale Fleury	1	0	0	0	0	-1
15	John Hayden	1	0	0	0	2	1
19	Cameron Hughes	1	0	0	0	0	0
40	Jeremy McKenna	1	0	0	0	0	-1
63	Jacob Melanson	1	0	0	0	0	-1
33	Ville Petman	1	0	0	0	0	0
44	Jimmy Schuldt	1	0	0	0	0	1
6	Peetro Seppala	1	0	0	0	2	0
94	X Devin Shore	1	0	0	0	0	0

#	Name	GP	W	L	OT	Mins	GA	GAA	SV%
60	X Chris Driedger	1	0	1	0	58:52	5	5.10	0.750

Coachella Valley Firebirds vs Henderson Silver Knights Head to Head

Team Game Highs and Lows

	Coachella Valley Firebirds			Henderson Silver Knights		
Goals	Oct. 28	at SJ	8	Oct. 14	at IA	7
	Oct. 31	ABB	8			
Assists	Oct. 31	ABB	14	Oct. 14	at IA	12
Points	Oct. 31	ABB	22	Oct. 14	at IA	19
Penalty Minutes	Nov. 21	ONT	38	Oct. 13	at IA	39
Minors	Nov. 15	at HSK	7	Nov. 15	CV	9
				Dec. 9	at SJ	9
Majors	Nov. 21	ONT	2	Oct. 13	at IA	3
Shots	Nov. 12	TUC	48	Dec. 3	CGY	47
Power Play Goals	Oct. 29	at SJ	2	Nov. 29	BAK	3
	Oct. 31	ABB	2			
	Nov. 29	SJ	2			
	Dec. 13	ABB	2			
Goals By Both Teams	Oct. 31	ABB	11	Dec. 3	CGY	11
Goals in 1st	Nov. 18	at TUC	4	Oct. 14	at IA	3
Goals in 2nd	Oct. 31	ABB	5	Oct. 14	at IA	3
				Oct. 20	SJ	3
Goals in 3rd	Oct. 13	BAK	2	Nov. 3	at ABB	3
	Oct. 21	at TUC	2	Nov. 15	CV	3
	Oct. 28	at SJ	2			
	Oct. 29	at SJ	2			
	Nov. 12	TUC	2			
	Nov. 25	at BAK	2			
	Nov. 29	SJ	2			
	Dec. 8	at ABB	2			
Short Handed Goals	Oct. 28	at SJ	1	Oct. 20	SJ	1
	Nov. 15	at HSK	1			
Winning Margin	Oct. 28	at SJ	6	Oct. 14	at IA	4
				Dec. 9	at SJ	4
Most PIM	Dec. 13	ABB	33	Nov. 26	TUC	41
Most Shots	Nov. 12	TUC	48	Dec. 3	CGY	47
Most Shots in 1st	Oct. 28	at SJ	19	Dec. 16	at SD	15
Most Shots in 2nd	Oct. 31	ABB	21	Oct. 25	at SJ	19
				Nov. 29	BAK	19
Most Shots in 3rd	Nov. 12	TUC	20	Dec. 3	CGY	21
Fewest Shots	Dec. 1	at ONT	21	Oct. 14	at IA	16
Fewest Shots in 1st	Oct. 29	at SJ	5	Nov. 15	CV	5
				Dec. 6	at ONT	5
Fewest Shots in 2nd	Dec. 17	COL	5	Oct. 14	at IA	4
Fewest Shots in 3rd	Dec. 1	at ONT	5	Oct. 14	at IA	3
Most Saves	Nov. 12	TUC	44	Nov. 17	ABB	40
Most Saves in 1st	Nov. 21	ONT	14	Oct. 25	at SJ	17
Most Saves in 2nd	Dec. 17	COL	21	Nov. 7	at COL	14
Most Saves in 3rd	Oct. 28	at SJ	15	Nov. 17	ABB	19
Most Saves in 4th	Nov. 12	TUC	44	Nov. 17	ABB	40

Schedule

Date Game #

Nov. 15	187	Coachella Valley	4	at Henderson	5	Final
Dec. 20	391	Coachella Valley		at Henderson		7:00 pm PST
Jan. 15	549	Henderson		at Coachella Valley		5:00 pm PST
Jan. 17	558	Henderson		at Coachella Valley		7:00 pm PST
Jan. 24	600	Coachella Valley		at Henderson		7:00 pm PST
Feb. 10	700	Henderson		at Coachella Valley		6:00 pm PST
Feb. 18	752	Henderson		at Coachella Valley		5:00 pm PST
Mar. 30	1012	Coachella Valley		at Henderson		7:00 pm PDT

Coachella Valley Firebirds Player Game By Game (1/5)

Player Game by Game Report

Date	Opp.	4 Megna	6 Seppala	8 Fleury	9 Reinke	10 Henman	15 Hayden	16 Lind
Oct. 13	Bakersfield	-	-	1 0 1 0	-	-	0 1 0 0	1 0 5 1
Oct. 21	at Tucson	-	-	1 0 1 0	-	0 0 2 0	1 0 1 1	0 0 1 0
Oct. 25	Ontario	-	-	0 0 3 0	-	-	0 0 1 0	0 0 3 -1
Oct. 28	at San Jose	-	0 1 0 1	0 0 1 4	-	1 0 1 1	0 0 2 0	0 2 2 2
Oct. 29	at San Jose	-	0 0 0 1	0 1 1 0	-	0 0 0 0	0 0 2 -1	1 0 2 0
Oct. 31	Abbotsford	-	0 1 0 1	0 2 0 0	-	0 0 4 1	0 0 1 0	0 2 4 0
Nov. 4	at Bakersfield	-	0 0 1 0	0 0 0 0	-	-	0 0 2 0	0 0 2 -1
Nov. 8	San Diego	-	0 0 0 0	0 0 3 0	-	0 0 0 -1	0 0 1 0	0 3 3 2
Nov. 11	Calgary	-	-	0 0 2 -2	-	0 1 1 0	0 0 0 -1	0 0 2 -1
Nov. 12	Tucson	-	0 0 0 -1	0 0 5 -1	-	0 0 2 1	0 1 1 -1	0 0 5 1
Nov. 15	at Henderson	-	0 0 0 0	0 0 1 -1	-	-	0 0 0 1	0 2 3 -1
Nov. 17	at Tucson	-	-	0 1 3 2	-	0 0 1 -1	0 1 3 1	0 0 1 -1
Nov. 18	at Tucson	-	0 1 0 4	0 0 1 -2	-	0 0 0 1	0 0 1 0	0 1 3 2
Nov. 21	Ontario	-	0 0 0 -1	0 0 2 0	-	-	0 0 1 -2	0 0 3 -1
Nov. 25	at Bakersfield	-	0 1 1 0	0 0 2 1	-	-	-	1 0 4 0
Nov. 29	San Jose	-	0 1 1 1	0 0 2 -1	-	0 0 2 0	0 0 4 0	0 0 3 0
Dec. 1	at Ontario	-	0 0 1 0	0 0 1 0	-	-	0 0 1 1	0 1 3 0
Dec. 2	Ontario	-	0 0 2 0	1 0 2 2	-	-	0 0 1 -1	2 0 5 0
Dec. 8	at Abbotsford	0 0 1 0	0 0 2 1	0 1 1 1	-	-	0 0 2 1	0 1 4 1
Dec. 9	at Abbotsford	1 0 1 3	-	0 1 1 2	-	1 0 1 2	0 0 3 -1	0 0 4 -1
Dec. 13	Abbotsford	-	0 0 0 1	0 0 4 -1	-	0 0 0 0	0 0 1 0	0 3 1 1
Dec. 16	Bakersfield	-	1 0 5 2	0 0 1 1	0 0 2 0	-	0 0 3 0	0 1 0 1
Dec. 17	Colorado	-	0 0 0 0	0 0 1 0	0 0 1 0	-	0 0 1 0	0 0 2 0

Coachella Valley Firebirds Player Game By Game (2/5)

Player Game by Game Report

Date	Opp.	17 McCormick	19 Hughes	21 McKinnon	22 Poturalski	23 Olofsson	27 Winterton	32 Robertson
Oct. 13	Bakersfield	0 0 0	0 0 4 -1	-	0 1 0 0	0 0 2 0	0 0 1 0	-
Oct. 21	at Tucson	0 0 1 0	0 2 1 2	-	0 0 1 0	0 0 0 0	0 0 1 1	-
Oct. 25	Ontario	0 0 4 0	0 0 8 0	0 0 1 0	0 0 0 -1	0 0 3 0	0 0 1 0	-
Oct. 28	at San Jose	2 3 2 2	0 0 2 0	-	0 1 4 1	0 0 1 2	1 1 4 1	-
Oct. 29	at San Jose	0 0 1 0	0 2 1 1	-	1 1 3 -1	0 1 2 -1	1 1 3 2	-
Oct. 31	Abbotsford	1 2 7 1	0 2 4 1	-	0 1 1 2	0 0 4 0	1 0 1 1	-
Nov. 4	at Bakersfield	1 0 3 1	0 1 4 -1	-	1 0 1 0	-	0 0 3 -1	-
Nov. 8	San Diego	0 0 0 0	1 2 2 3	0 0 0 0	0 1 6 0	0 0 1 1	-	-
Nov. 11	Calgary	0 1 4 0	0 0 4 -3	0 0 0 0	0 0 2 -2	0 0 2 -1	-	-
Nov. 12	Tucson	0 0 5 -1	0 1 3 -1	-	0 0 2 -2	1 0 2 1	-	-
Nov. 15	at Henderson	1 0 2 0	0 0 2 0	-	-	0 1 4 0	0 1 1 1	-
Nov. 17	at Tucson	0 1 3 -1	0 0 5 0	-	-	0 0 1 0	0 0 2 0	-
Nov. 18	at Tucson	2 1 5 2	1 0 2 -1	-	-	-	0 1 1 0	-
Nov. 21	Ontario	0 0 1 0	0 0 4 -1	-	-	-	0 0 2 -2	0 0 1 0
Nov. 25	at Bakersfield	1 0 2 1	0 2 1 1	-	0 0 3 0	0 0 3 0	0 0 3 0	1 0 1 1
Nov. 29	San Jose	0 1 1 -2	1 0 4 0	-	-	0 0 0 0	0 0 1 0	0 1 1 0
Dec. 1	at Ontario	-	0 0 0 1	0 0 0 0	-	-	0 0 5 0	0 0 0 0
Dec. 2	Ontario	-	0 0 0 -1	-	0 1 1 0	-	0 0 4 -1	0 0 0 0
Dec. 8	at Abbotsford	0 0 3 -1	1 0 3 2	-	0 1 4 0	-	0 0 0 0	1 0 2 0
Dec. 9	at Abbotsford	1 1 2 2	0 2 1 2	-	0 1 1 1	0 0 1 0	0 1 2 2	0 0 3 1
Dec. 13	Abbotsford	1 1 6 1	1 0 5 1	-	2 0 3 0	0 0 1 1	0 0 1 0	0 0 0 0
Dec. 16	Bakersfield	1 1 4 2	0 1 0 1	-	0 2 1 2	-	1 0 2 0	1 0 2 2
Dec. 17	Colorado	0 0 3 0	0 0 1 0	-	0 0 2 0	-	0 0 0 0	0 0 1 0

Coachella Valley Firebirds Player Game By Game (3/5)

Player Game by Game Report

Date	Opp.	33 Petman	34 Studenic	36 Ottavainen	40 McKenna	41 Evans	44 Schuldt	51 Wright
Oct. 13	Bakersfield	0 0 2 0	0 1 2 0	0 0 3 -1	-	0 0 2 0	0 0 2 -1	0 0 2 -1
Oct. 21	at Tucson	0 1 2 1	1 1 2 2	0 1 3 1	-	0 0 2 1	0 1 0 2	1 0 5 2
Oct. 25	Ontario	0 0 2 0	0 0 1 0	0 0 3 0	-	0 0 4 -1	0 0 1 -1	0 0 1 0
Oct. 28	at San Jose	0 1 2 3	1 1 3 1	0 0 0 0	-	1 0 4 3	-	1 0 5 0
Oct. 29	at San Jose	0 0 3 -1	0 1 1 0	0 0 0 0	-	0 0 2 -2	-	1 1 3 2
Oct. 31	Abbotsford	1 0 2 0	1 0 3 1	-	1 0 2 1	0 1 1 1	0 0 1 2	1 1 2 1
Nov. 4	at Bakersfield	0 0 2 0	0 0 0 0	0 0 3 0	0 1 2 1	0 1 4 1	0 0 2 0	0 0 3 0
Nov. 8	San Diego	0 0 1 -1	0 0 0 0	0 1 2 2	0 0 1 0	1 0 3 1	-	-
Nov. 11	Calgary	0 0 0 0	0 0 3 0	1 0 1 0	0 0 1 0	0 0 5 -1	0 0 5 0	-
Nov. 12	Tucson	0 0 2 -1	1 0 5 0	0 1 2 1	1 0 2 1	0 0 5 0	0 0 2 -1	-
Nov. 15	at Henderson	0 0 0 0	1 0 3 1	0 2 1 2	0 0 0 -1	0 1 1 -2	0 0 1 1	1 0 3 0
Nov. 17	at Tucson	0 0 0 1	1 0 4 1	0 0 2 0	-	0 0 2 0	0 0 0 -1	1 0 4 1
Nov. 18	at Tucson	0 1 1 1	0 0 0 -1	0 1 2 1	-	0 1 1 -1	0 1 1 0	0 1 2 0
Nov. 21	Ontario	0 0 1 -1	0 0 1 -1	0 0 1 -1	-	0 0 0 -2	0 0 1 0	0 0 2 -2
Nov. 25	at Bakersfield	0 0 1 0	0 1 2 -1	-	-	0 0 2 1	0 0 1 0	1 0 1 1
Nov. 29	San Jose	0 0 0 1	-	0 0 1 1	-	0 1 6 -1	0 0 1 -2	0 2 2 -1
Dec. 1	at Ontario	0 0 0 0	-	0 0 2 1	0 0 0 0	0 1 0 1	0 0 0 0	1 0 3 1
Dec. 2	Ontario	0 0 0 0	-	0 0 2 0	0 0 1 0	0 0 3 -2	0 1 0 1	0 1 3 -2
Dec. 8	at Abbotsford	0 0 0 1	1 0 1 0	0 1 3 1	-	-	0 0 1 -1	1 0 5 0
Dec. 9	at Abbotsford	0 0 0 0	-	1 0 5 1	-	-	0 0 1 0	0 0 1 -1
Dec. 13	Abbotsford	-	-	0 0 1 1	0 0 1 -1	-	0 0 0 -1	0 1 0 -1
Dec. 16	Bakersfield	0 1 0 1	0 0 3 0	0 1 2 2	-	-	0 1 1 0	0 0 5 -1
Dec. 17	Colorado	0 0 2 0	0 0 0 0	0 0 2 0	-	-	0 0 1 0	0 0 0 0

Coachella Valley Firebirds Player Game By Game (4/5)

Player Game by Game Report

Date	Opp.	58 Carrick	63 Melanson	94 Shore	96 Morrison	1 Morris	30 Stezka	45 LaFontaine
Oct. 13	Bakersfield	0 0 3 0	0 0 3 0	0 0 3 -1	0 0 3 0	-	-	-
Oct. 21	at Tucson	0 1 2 2	0 0 2 0	-	0 1 2 0	-	-	-
Oct. 25	Ontario	0 0 4 0	0 0 1 0	-	0 0 0 0	-	-	-
Oct. 28	at San Jose	0 1 2 1	1 0 2 1	-	0 0 2 0	-	-	-
Oct. 29	at San Jose	1 0 2 1	0 0 1 -1	-	0 1 2 0	-	4 27 W	-
Oct. 31	Abbotsford	1 1 6 2	-	-	1 1 2 1	-	-	-
Nov. 4	at Bakersfield	0 0 0 -1	0 0 2 0	-	0 0 0 1	-	-	-
Nov. 8	San Diego	0 0 4 0	0 0 4 0	-	2 1 3 3	-	-	-
Nov. 11	Calgary	0 0 3 -2	0 0 3 -1	-	0 0 3 -2	-	-	-
Nov. 12	Tucson	0 1 2 -1	0 0 3 -1	-	0 2 0 1	-	5 44 L	-
Nov. 15	at Henderson	-	0 0 2 -1	0 0 3 0	1 0 1 -1	-	-	-
Nov. 17	at Tucson	0 0 3 -1	0 0 2 0	0 0 5 -1	0 1 3 0	-	-	-
Nov. 18	at Tucson	0 0 2 2	1 0 3 1	1 1 5 2	0 0 0 -1	-	4 26 W	-
Nov. 21	Ontario	0 0 1 -1	0 0 0 0	0 0 2 0	0 0 1 0	-	6 30 L	-
Nov. 25	at Bakersfield	0 0 1 0	0 0 2 0	0 1 3 0	0 0 4 0	-	2 20 W	-
Nov. 29	San Jose	-	0 0 0 0	1 0 2 -2	1 0 3 1	-	-	-
Dec. 1	at Ontario	0 0 1 0	0 0 0 0	1 0 3 0	0 0 1 0	-	-	-
Dec. 2	Ontario	0 0 1 -2	0 1 2 1	0 1 5 1	0 1 0 1	-	3 27	-
Dec. 8	at Abbotsford	0 0 2 0	0 0 2 0	-	0 0 0 0	-	-	-
Dec. 9	at Abbotsford	0 0 4 0	0 0 3 1	-	0 1 1 1	-	-	-
Dec. 13	Abbotsford	0 0 2 1	0 2 1 1	-	0 1 1 1	-	-	3 28 W
Dec. 16	Bakersfield	0 0 3 1	0 1 2 0	-	1 0 1 1	-	-	2 25 W
Dec. 17	Colorado	0 0 2 0	0 0 1 0	-	0 0 2 0	1 43 L	-	-

Coachella Valley Firebirds Player Game By Game (5/5)

Player Game by Game Report

Date	Opp.	60 Driedger
Oct. 13	Bakersfield	3 25 L
Oct. 21	at Tucson	0 27 W
Oct. 25	Ontario	1 24 L
Oct. 28	at San Jose	2 33 W
Oct. 29	at San Jose	-
Oct. 31	Abbotsford	3 23 W
Nov. 4	at Bakersfield	1 18 W
Nov. 8	San Diego	2 25 W
Nov. 11	Calgary	3 19 L
Nov. 12	Tucson	
Nov. 15	at Henderson	5 15 L
Nov. 17	at Tucson	2 27 W
Nov. 18	at Tucson	
Nov. 21	Ontario	-
Nov. 25	at Bakersfield	-
Nov. 29	San Jose	4 30 L
Dec. 1	at Ontario	0 28 W
Dec. 2	Ontario	1 0 OT
Dec. 8	at Abbotsford	2 23 W
Dec. 9	at Abbotsford	2 22 W
Dec. 13	Abbotsford	-
Dec. 16	Bakersfield	-
Dec. 17	Colorado	-

Henderson Silver Knights Player Game By Game (1/4)

Player Game by Game Report

Date	Opp.	4 Geertsen	5 Chayka	6 Korczak	11 Morelli	12 Brabenec	13 Demek	15 Sedoff
Oct. 13	at Iowa	0 0 0-1	0 0 0 0	-	0 1 1 0	0 1 0 0	0 0 0-1	0 0 0 0
Oct. 14	at Iowa	0 0 1 0	0 0 1 0	-	0 1 0-1	0 1 1 0	0 1 1 2	0 1 0 2
Oct. 20	San Jose	0 0 2-1	0 1 1 1	-	1 2 4 1	1 0 1 1	0 0 2-1	0 0 0 0
Oct. 21	San Jose	0 0 1 0	0 0 3-1	-	1 0 3 2	0 1 0 0	0 0 3 0	0 0 1-1
Oct. 24	at Bakersfield	0 0 0-1	0 0 2-1	-	0 0 4-1	0 0 0 0	0 0 1-2	0 0 2-1
Oct. 25	at San Jose	0 0 0 0	-	-	0 0 1-1	-	1 1 1 2	0 0 2-2
Oct. 27	Ontario	0 0 1 0	0 0 2-2	-	0 0 1-1	-	0 0 1 0	0 0 3 0
Oct. 29	San Diego	0 0 1-1	0 0 0 0	-	0 0 1 0	-	-	0 0 3 1
Nov. 3	at Abbotsford	0 0 0 1	0 1 0 1	-	1 1 1 0	-	-	0 0 1 1
Nov. 4	at Abbotsford	0 0 2 0	0 0 0 0	-	0 0 1-1	-	-	0 0 2 0
Nov. 7	at Colorado	0 0 0 0	0 0 0 1	-	0 0 3-1	-	-	0 0 0-1
Nov. 8	at Colorado	1 0 1 2	0 0 1-1	-	0 0 4-1	-	-	0 0 3 0
Nov. 15	Coachella Valley	0 0 0 0	0 0 1-1	0 1 1 0	1 0 2 0	-	-	-
Nov. 17	Abbotsford	0 0 2 0	0 0 2 1	0 1 0-1	0 1 3 1	-	0 0 3-1	-
Nov. 18	Abbotsford	1 0 4 1	-	0 0 1-1	0 0 5 0	-	0 0 1 0	0 0 0 1
Nov. 21	at Bakersfield	0 0 0 0	0 0 1 0	0 0 1 0	0 0 4 0	0 0 1 0	0 0 2 0	-
Nov. 25	Tucson	0 0 1-1	-	0 1 2-1	0 0 1 0	0 0 0 0	0 0 1-1	0 1 2-1
Nov. 26	Tucson	0 0 0 0	0 0 2-1	-	0 0 0 0	0 0 0-1	0 0 1-1	0 0 3-1
Nov. 29	Bakersfield	-	0 0 1 0	-	0 1 1-1	0 0 0 0	0 0 3-1	0 1 2-1
Dec. 1	Calgary	-	0 0 5 0	-	1 0 2-1	0 0 0 0	0 0 0 0	0 0 1 0
Dec. 3	Calgary	-	0 1 2-2	-	0 0 1 1	0 1 0 0	0 1 1-1	0 2 3-1
Dec. 6	at Ontario	-	0 0 0-1	-	0 0 3 1	1 0 1 1	0 0 0 0	0 0 0 0
Dec. 8	at San Jose	-	0 0 1-3	-	0 0 1 0	0 0 0-1	0 0 0 1	0 0 2 0
Dec. 9	at San Jose	-	0 1 1 1	-	0 0 2 0	0 0 0-1	0 1 1 1	0 0 1 2
Dec. 13	at Ontario	-	0 0 0 0	-	0 0 3 0	2 0 3 2	0 0 0 0	0 0 1 0
Dec. 16	at San Diego	-	0 0 0 0	-	2 0 6 2	0 0 0-1	0 0 0 0	-

Player Stats (G, A, Shots, -/-) Goalie Stats (GA, SVS, Decision)

Henderson Silver Knights Player Game By Game (2/4)

Player Game by Game Report

Date	Opp.	19 Brisson	24 Cracknell	40 Cormier	41 Hickey	42 Swetlikoff	44 Ahac	45 Bischoff
Oct. 13	at Iowa	0 0 2 -1	2 0 2 2	0 0 4 -1	-	-	0 0 1 1	0 1 1 0
Oct. 14	at Iowa	1 1 1 2	1 0 1 0	0 0 0 3	-	-	0 0 0 1	0 0 0 1
Oct. 20	San Jose	1 0 1 1	0 1 0 1	0 0 2 -1	-	-	0 0 1 -1	0 1 1 1
Oct. 21	San Jose	0 0 0 1	0 1 1 -1	0 2 5 2	-	-	0 0 2 0	0 0 1 0
Oct. 24	at Bakersfield	0 0 3 -1	0 0 1 -1	0 0 2 -1	-	-	0 0 2 0	0 0 4 0
Oct. 25	at San Jose	1 0 3 2	0 0 1 0	0 1 6 1	0 0 3 -1	-	0 0 1 -1	0 0 2 2
Oct. 27	Ontario	0 0 3 -1	0 0 1 0	0 0 4 -1	0 0 1 -2	1 0 1 0	0 0 2 -1	0 1 2 1
Oct. 29	San Diego	1 0 5 0	0 1 2 -1	0 1 1 1	0 0 3 0	1 0 3 3	0 1 1 1	0 1 5 1
Nov. 3	at Abbotsford	0 1 0 1	1 1 1 2	0 0 1 2	-	0 0 1 0	0 0 2 -1	0 0 2 1
Nov. 4	at Abbotsford	0 0 3 -1	0 0 0 0	0 0 2 -2	-	0 0 0 -1	0 0 1 0	0 0 1 -2
Nov. 7	at Colorado	0 0 2 -1	0 0 0 -1	0 0 2 -1	-	0 0 1 0	0 0 0 -1	0 1 2 0
Nov. 8	at Colorado	0 2 0 0	1 2 3 1	0 0 2 1	0 1 0 1	-	0 0 3 -1	1 0 1 1
Nov. 15	Coachella Valley	1 2 3 0	0 1 0 -1	1 0 2 1	-	-	0 0 1 1	0 0 2 -1
Nov. 17	Abbotsford	2 0 5 1	0 0 2 0	0 0 3 -2	-	-	0 0 0 -1	0 0 0 0
Nov. 18	Abbotsford	0 0 0 0	0 0 0 -1	0 0 2 0	-	0 0 2 -1	0 0 2 0	0 0 3 -1
Nov. 21	at Bakersfield	0 0 2 0	0 0 0 -1	0 0 2 -1	-	0 0 2 0	0 0 2 0	0 0 1 -1
Nov. 25	Tucson	1 0 1 0	0 0 3 -1	0 1 2 1	-	-	0 0 2 0	0 0 1 -2
Nov. 26	Tucson	0 1 2 0	1 0 2 -1	0 1 1 0	-	-	0 0 0 -1	0 0 1 0
Nov. 29	Bakersfield	0 0 0 0	1 0 3 -1	-	0 0 1 0	-	0 0 0 0	0 1 6 -1
Dec. 1	Calgary	0 0 3 -1	0 0 2 0	-	0 0 0 -2	-	0 0 0 -2	0 0 4 0
Dec. 3	Calgary	0 1 6 -3	1 0 2 2	-	0 0 1 -1	-	0 0 1 -3	1 1 5 0
Dec. 6	at Ontario	0 0 2 -1	0 1 0 1	-	0 0 1 0	-	0 0 1 0	0 1 1 1
Dec. 8	at San Jose	0 0 4 0	0 0 3 -2	-	0 0 1 -1	-	0 1 1 -1	0 0 1 0
Dec. 9	at San Jose	1 1 3 1	3 0 4 1	-	0 0 3 0	-	0 0 3 -1	0 2 1 2
Dec. 13	at Ontario	0 1 2 1	1 0 1 -2	0 1 4 0	-	-	0 0 0 0	0 0 1 -1
Dec. 16	at San Diego	0 1 2 1	0 0 0 0	0 0 5 0	0 0 0 1	-	0 0 4 0	0 0 0 0

Player Stats (G, A, Shots, -/-) Goalie Stats (GA, SVS, Decision)

Henderson Silver Knights Player Game By Game (3/4)

Player Game by Game Report

Date	Opp.	46 Rondbjerg	47 Guay	51 Froese	54 Denisenko	56 Rempal	57 Primeau	65 Mayo
Oct. 13	at Iowa	-	-	1 0 2 0	0 0 0 1	1 1 3 0	-	0 0 1 0
Oct. 14	at Iowa	-	-	1 1 2 0	1 2 2 3	2 1 4 3	-	0 0 1 -1
Oct. 20	San Jose	0 2 1 2	0 0 0 -1	0 0 0 -1	0 0 2 -1	1 1 3 -1	-	1 0 1 2
Oct. 21	San Jose	0 0 3 -1	-	0 0 1 -1	1 1 4 0	0 0 3 0	-	1 0 1 2
Oct. 24	at Bakersfield	0 0 1 -1	-	0 1 0 0	0 1 0 1	1 0 6 1	-	0 0 0 -1
Oct. 25	at San Jose	0 1 3 3	0 0 2 -2	2 0 5 -1	0 1 2 -1	0 0 7 -2	0 0 0 0	0 0 1 0
Oct. 27	Ontario	0 0 2 -1	0 1 0 1	0 0 0 -2	0 0 2 -3	0 0 1 -3	-	-
Oct. 29	San Diego	0 0 0 0	0 0 2 1	0 0 4 0	2 0 2 2	0 1 2 2	0 0 4 -1	-
Nov. 3	at Abbotsford	-	0 0 0 0	1 0 2 0	0 2 2 1	1 0 4 0	1 0 2 1	0 0 2 0
Nov. 4	at Abbotsford	-	0 0 1 0	0 0 2 0	0 0 0 -1	0 0 1 -1	0 0 2 0	0 0 4 0
Nov. 7	at Colorado	-	0 0 0 -1	0 0 3 1	0 0 1 -1	1 0 5 1	0 0 0 0	0 0 1 0
Nov. 8	at Colorado	-	0 0 1 -1	0 0 2 0	2 0 4 1	0 0 4 0	0 1 0 1	0 1 2 0
Nov. 15	Coachella Valley	-	0 0 0 0	0 0 0 0	1 1 1 1	0 1 3 -1	0 0 0 -1	0 1 1 0
Nov. 17	Abbotsford	-	0 0 0 0	-	0 2 2 0	0 0 3 -2	0 0 4 -2	0 0 1 1
Nov. 18	Abbotsford	-	-	-	0 0 2 -1	1 0 5 1	0 1 0 0	0 0 2 1
Nov. 21	at Bakersfield	-	-	-	0 0 2 0	0 0 5 -1	0 0 2 0	0 0 1 0
Nov. 25	Tucson	0 1 3 -1	-	0 0 1 -1	1 0 5 0	0 0 4 0	-	0 0 1 -1
Nov. 26	Tucson	1 0 1 -1	-	0 0 2 0	0 1 3 1	0 1 4 0	-	0 1 0 0
Nov. 29	Bakersfield	1 0 3 -1	-	0 0 3 0	0 0 3 0	1 1 8 0	0 0 0 0	0 0 2 -2
Dec. 1	Calgary	0 1 3 -1	-	0 0 3 0	0 1 2 -1	0 0 4 0	0 0 0 0	0 0 1 0
Dec. 3	Calgary	0 0 3 -2	-	0 0 4 0	1 0 4 -3	0 0 3 1	0 0 2 -2	0 0 3 0
Dec. 6	at Ontario	0 0 1 -1	-	0 0 1 0	0 0 2 -1	0 0 4 0	0 0 1 0	0 0 0 0
Dec. 8	at San Jose	0 0 2 -1	-	0 0 3 -4	0 0 2 0	0 0 4 -3	0 1 0 1	0 0 0 -3
Dec. 9	at San Jose	0 2 2 1	-	0 0 2 1	0 1 3 0	1 0 4 1	0 1 2 0	0 0 2 -1
Dec. 13	at Ontario	0 1 0 1	-	0 0 2 0	0 2 3 0	0 0 2 0	0 0 0 -1	0 0 1 0
Dec. 16	at San Diego	1 0 5 -1	-	0 1 2 1	0 1 2 -1	0 0 2 0	0 0 0 0	0 1 2 1

Player Stats (G, A, Shots, -/-) Goalie Stats (GA, SVS, Decision)

Henderson Silver Knights Player Game By Game (4/4)

Player Game by Game Report

Date	Opp.	67 Benson	72 Quinney	83 D'Amato	30 Patera	31 Saville	32 Vikman	68 Papirny
Oct. 13	at Iowa	0 1 2 0	0 0 4 1	0 0 0 -1	2 30 W	-	-	-
Oct. 14	at Iowa	1 1 1 0	0 2 0 1	0 0 0 -1	3 31 W	-	-	-
Oct. 20	San Jose	-	0 2 1 2	-	4 31 W	-	-	-
Oct. 21	San Jose	-	1 2 4 2	0 0 1 0	-	-	3 20 W	-
Oct. 24	at Bakersfield	-	0 0 2 0	0 0 2 -1	5 21 L	-	-	-
Oct. 25	at San Jose	-	-	0 0 1 -1	-	-	3 38 W	-
Oct. 27	Ontario	-	-	0 0 2 -1	3 24 L	-	-	-
Oct. 29	San Diego	-	-	0 0 0 1	-	-	2 23 W	-
Nov. 3	at Abbotsford	0 1 1 1	-	0 1 1 1	2 31 W	-	-	-
Nov. 4	at Abbotsford	0 0 1 -1	-	0 0 0 0	2 20 L	-	0 7	-
Nov. 7	at Colorado	0 1 0 1	-	0 0 0 -1	5 34 L	-	-	-
Nov. 8	at Colorado	0 0 1 -1	-	0 0 1 0	4 25 W	-	-	-
Nov. 15	Coachella Valley	0 1 0 0	1 0 3 2	0 1 0 0	4 24 W	-	-	-
Nov. 17	Abbotsford	0 0 0 -1	0 0 1 -2	0 0 0 0	3 40 OT	-	-	-
Nov. 18	Abbotsford	0 1 2 1	0 0 1 1	0 0 1 -1	-	-	-	2 29 OT
Nov. 21	at Bakersfield	0 0 1 -1	0 0 1 -1	-	1 29 L	-	-	-
Nov. 25	Tucson	0 0 0 -1	0 0 0 0	-	3 30 L	-	-	-
Nov. 26	Tucson	0 1 4 -1	1 0 4 0	-	-	-	-	2 30 W
Nov. 29	Bakersfield	0 0 1 -1	0 2 5 -1	-	3 27 OT	-	-	-
Dec. 1	Calgary	0 0 1 0	0 0 2 -2	-	-	-	-	2 30 L
Dec. 3	Calgary	1 0 5 1	-	0 0 1 -1	-	-	-	7 21 L
Dec. 6	at Ontario	0 0 1 0	-	0 0 2 0	-	-	-	3 21 L
Dec. 8	at San Jose	0 0 1 -4	-	1 0 1 1	-	-	-	6 23 L
Dec. 9	at San Jose	0 0 1 1	-	0 1 1 1	-	1 31 W	-	-
Dec. 13	at Ontario	0 0 0 -2	-	0 0 0 0	-	2 19 W	-	-
Dec. 16	at San Diego	0 0 1 0	0 0 4 1	-	-	1 26 W	-	-

Player Stats (G, A, Shots, -/-) Goalie Stats (GA, SVS, Decision)