



# Henderson Silver Knights



## Game Notes

### Bakersfield Condors

April 7, 2023  
AHL Game #1078

### Henderson Silver Knights

**Overall: (34-29-4)**  
**Home: (20-10-3)**  
**Road: (14-19-1)**



**Overall: (25-37-5)**  
**Home: (17-13-4)**  
**Road: (8-24-1)**

#### GOALIES

#	Name	Ht	Wt	GP	W	L	OT	SO	GAA	SV%
31	Calvin Pickard	6-1	205	35	21	11	2	3	2.76	0.910
33	Olivier Rodrigue	6-1	175	27	13	13	1	0	2.83	0.908

#### SKATERS

#	Name	Pos	Ht	Wt	GP	G	A	Pts.	PIM	+/-
3	Markus Niemelainen	D	6-6	203	28	2	5	7	16	1
4	Cam Dineen	D	5-11	189	64	5	39	44	14	-9
5	Jason Demers	D	6-1	203	55	0	18	18	75	-7
7	Xavier Bernard	D	6-4	203	26	1	1	2	14	-11
8	Yanni Kaldis	D	5-11	187	50	6	19	25	27	-8
9	Luke Esposito	C	5-10	183	65	4	16	20	94	4
10	Xavier Bourgault	RW	6-0	172	57	13	18	31	16	7
11	James Hamblin	C	5-9	180	47	10	16	26	14	-1
14	Greg McKegg	C	6-0	194	64	7	13	20	62	6
15	Noah Philp	LW	6-3	200	65	16	15	31	61	2
16	Tyler Benson	LW	6-0	190	39	5	17	22	29	-6
17	Brad Malone	C	6-2	217	36	2	17	19	24	4
18	Carl Berglund	C	6-2	207	5	0	0	0	0	0
19	Dino Kambeitz	RW	6-2	205	58	5	6	11	34	8
25	Philip Kemp	D	6-3	212	66	5	13	18	49	10
28	Alex Peters	D	6-4	220	44	7	9	16	61	12
38	Max Gildon	D	6-3	187	44	2	12	14	46	2
39	Seth Griffith	RW	5-9	185	67	17	40	57	30	-12
42	Adam Brubacher	D	6-4	205	8	0	1	1	8	2
47	Ty Tullio	RW	5-11	180	58	13	13	26	18	3
48	Carter Savoie	LW	5-10	193	44	8	3	11	18	-17
50	Raphael Lavoie	RW	6-4	215	56	24	19	43	41	10
55	Dylan Holloway	LW	6-1	203	7	4	2	6	2	1
95	Justin Bailey	RW	6-4	215	53	18	13	31	40	-5

#### Team Staff

Keith Gretzky	General Manager
Colin Chaulk	Head Coach
Josh Green	Assistant Coach
Keith McCambridge	Assistant Coach
Sylvain Rodrigue	Goaltending Coach
Affiliate:	Edmonton Oilers

#### GOALIES

#	Name	Ht	Wt	GP	W	L	OT	SO	GAA	SV%
30	Jiri Patera	6-2	219	30	13	15	1	0	2.93	0.908
31	Isaiah Saville	6-1	199	8	2	5	0	0	3.57	0.892
33	Adin Hill	6-4	203	0	0	0	0	0	0.00	0.000
34	Jordan Papiorny	6-1	185	2	1	1	0	0	2.44	0.938

#### SKATERS

#	Name	Pos	Ht	Wt	GP	G	A	Pts.	PIM	+/-
5	Daniil Chayka	D	6-3	200	52	2	5	7	4	-19
6	Kaedan Korczak	D	6-3	202	49	4	10	14	60	-8
11	Ivan Morozov	F	6-1	200	53	6	8	14	51	-25
24	Brendan Brisson	F	6-0	187	53	13	18	31	56	-6
37	Spencer Foo	RW	6-0	187	60	6	8	14	16	-11
40	Lukas Cormier	D	5-11	184	60	10	25	35	40	-10
42	Daniil Miromanov	D	6-4	200	31	9	13	22	10	-9
44	Layton Ahac	D	6-2	201	34	1	3	4	16	-2
45	Jake Bischoff	D	6-1	194	51	5	11	16	22	-12
46	Jonas Rondbjerg	RW	6-2	203	51	12	14	26	8	-1
47	Patrick Guay	C	5-9	180	12	2	2	4	13	-1
48	Gemel Smith	C	6-0	210	52	18	34	52	133	9
51	Byron Froese	C	6-0	190	55	9	24	33	40	0
54	Jermaine Loewen	RW	6-4	234	47	2	3	5	82	-3
56	Sheldon Rempal	RW	5-11	172	65	23	30	53	48	0
60	Connor Ford	F	6-0	192	58	7	10	17	12	-5
64	Sakari Manninen	F	5-9	180	48	11	24	35	24	-1
65	Dysin Mayo	D	6-2	195	38	2	7	9	28	-14
67	Kyle Marino	F	6-2	218	46	2	2	4	89	-13
72	Gage Quinney	LW	6-0	198	61	23	33	56	12	-6
77	Maxim Marushev	C	6-1	191	60	6	9	15	13	-9
79	Colt Conrad	C	5-10	183	34	4	4	8	29	-13
84	Brandon Hickey	D	6-2	205	13	1	1	2	8	5
94	Brayden Pachal	D	6-2	203	55	3	12	15	90	5

#### Team Staff

Tim Speltz	General Manager
Manny Viveiros	Head Coach
Jamie Heward	Assistant Coach
Joel Ward	Assistant Coach
Fred Brathwaite	Goaltending Coach
Affiliate:	Vegas Golden Knights

#### OFFICIALS

Referee	Reid Anderson (#49)
Referee	Jake Rekucki (#84)
Linesperson	Cody Castro (#94)
Linesperson	Aaron Storey (#68)

# Standings

## Eastern Conference

### Atlantic Division

Rank	Team	GP	GR	W	L	OTL	SOL	PTS	PCT	GF	GA	PIM	RW	ROW	S/O	Home	Away	P10	STK
1	x Providence Bruins	67	5	41	16	8	2	92	0.687	201	182	951	32	36	5-2	17-8-5-2	24-8-3-0	8-2-0-0	1-0-0-0
2	x Hershey Bears	67	5	41	17	5	4	91	0.679	199	167	732	34	37	4-4	21-8-2-2	20-9-3-2	7-1-0-2	0-1-0-0
3	Springfield Thunderbirds	67	5	36	23	3	5	80	0.597	214	195	875	26	33	3-5	17-12-1-3	19-11-2-2	6-2-1-1	4-0-1-0
4	Charlotte Checkers	67	5	36	23	5	3	80	0.597	217	201	896	25	32	4-3	17-14-3-2	19-9-2-1	4-3-2-1	1-0-2-0
5	Lehigh Valley Phantoms	67	5	35	26	3	3	76	0.567	202	204	895	25	31	4-3	16-14-3-0	19-12-0-3	6-4-0-0	1-0-0-0
6	Hartford Wolf Pack	68	4	32	25	4	7	75	0.551	212	209	791	25	30	2-7	16-13-0-5	16-12-4-2	8-2-0-0	5-0-0-0
7	Bridgeport Islanders	67	5	32	27	7	1	72	0.537	220	224	903	24	30	2-1	15-17-1-0	17-10-6-1	6-4-0-0	1-0-0-0
8	Wilkes-Barre/Scranton Penguins	67	5	25	29	7	6	63	0.470	178	206	781	16	20	5-6	12-16-5-2	13-13-2-4	2-4-3-1	0-3-2-1

### North Division

Rank	Team	GP	GR	W	L	OTL	SOL	PTS	PCT	GF	GA	PIM	RW	ROW	S/O	Home	Away	P10	STK
1	y Toronto Marlies	68	4	41	21	4	2	88	0.647	217	205	854	33	38	3-2	20-12-0-2	21-9-4-0	2-5-2-1	1-0-1-0
2	Syracuse Crunch	67	5	34	24	5	4	77	0.575	234	218	1050	26	30	4-4	17-10-5-1	17-14-0-3	6-3-0-1	4-0-0-1
3	Rochester Americans	67	5	33	25	6	3	75	0.560	217	218	715	23	29	4-3	18-11-4-1	15-14-2-2	5-1-2-2	5-0-2-1
4	Utica Comets	67	5	32	25	6	4	74	0.552	198	206	750	24	30	2-4	16-9-3-4	16-16-3-0	3-5-0-2	1-0-0-0
5	Laval Rocket	67	5	29	28	7	3	68	0.507	235	233	897	23	28	1-3	15-9-5-3	14-19-2-0	5-5-0-0	4-0-0-0
6	Cleveland Monsters	66	6	30	29	5	2	67	0.508	206	237	790	19	25	5-2	15-15-4-0	15-14-1-2	5-4-1-0	1-0-0-0
7	Belleville Senators	68	4	28	30	6	4	66	0.485	214	244	1080	20	24	4-4	17-14-1-3	11-16-5-1	3-3-1-3	0-1-0-1

## Western Conference

### Central Division

Rank	Team	GP	GR	W	L	OTL	SOL	PTS	PCT	GF	GA	PIM	RW	ROW	S/O	Home	Away	P10	STK
1	x Texas Stars	66	6	36	18	9	3	84	0.636	241	188	734	29	33	3-3	19-9-2-2	17-9-7-1	5-3-2-0	1-0-1-0
2	x Milwaukee Admirals	67	5	39	22	4	2	84	0.627	223	197	731	28	31	8-2	18-12-2-1	21-10-2-1	6-3-1-0	0-2-1-0
3	Manitoba Moose	67	5	34	24	5	4	77	0.575	208	210	852	25	32	2-4	18-13-1-3	16-11-4-1	3-5-1-1	0-5-0-0
4	Iowa Wild	67	5	32	25	5	5	74	0.552	200	198	915	23	28	4-5	14-14-2-4	18-11-3-1	6-3-0-1	0-1-0-0
5	Rockford IceHogs	66	6	31	26	5	4	71	0.538	196	217	831	16	25	6-4	17-12-1-3	14-14-4-1	4-5-1-0	1-0-0-0
6	Chicago Wolves	66	6	31	28	4	3	69	0.523	204	226	756	27	30	1-3	13-14-3-3	18-14-1-0	6-2-1-1	5-0-1-0
7	Grand Rapids Griffins	68	4	28	32	4	4	64	0.471	190	244	703	19	25	3-4	12-16-4-3	16-16-0-1	4-5-0-1	1-0-0-0

### Pacific Division

Rank	Team	GP	GR	W	L	OTL	SOL	PTS	PCT	GF	GA	PIM	RW	ROW	S/O	Home	Away	P10	STK
1	x Calgary Wranglers	67	5	48	15	3	1	100	0.746	245	162	988	42	45	3-1	25-9-2-0	23-6-1-1	9-0-0-1	11-0-0-1
2	x Coachella Valley Firebirds	67	5	46	15	4	2	98	0.731	248	181	1052	36	42	4-2	24-7-0-2	22-8-4-0	6-4-0-0	0-1-0-0
3	x Colorado Eagles	68	4	36	22	7	3	82	0.603	195	182	936	31	34	2-3	20-8-3-3	16-14-4-0	5-2-3-0	0-1-0-0
4	x Abbotsford Canucks	67	5	37	23	3	4	81	0.604	216	194	907	34	36	1-4	19-8-1-3	18-15-2-1	6-2-1-1	2-0-1-0
5	x Bakersfield Condors	67	5	34	29	2	2	72	0.537	197	202	917	31	34	0-2	20-10-1-2	14-19-1-0	7-3-0-0	3-0-0-0
6	Ontario Reign	67	5	33	29	4	1	71	0.530	196	194	760	24	29	4-1	17-16-2-0	16-13-2-1	3-7-0-0	0-3-0-0
7	Tucson Roadrunners	68	4	30	30	7	1	68	0.500	207	225	1176	25	27	3-1	15-12-5-0	15-18-2-1	5-3-1-1	0-1-1-1
8	San Jose Barracuda	68	4	29	33	1	5	64	0.471	194	236	1165	21	26	3-5	16-16-0-2	13-17-1-3	4-5-0-1	1-0-0-1
9	Henderson Silver Knights	67	5	25	37	0	5	55	0.410	183	209	884	20	22	3-5	17-13-0-4	8-24-0-1	3-7-0-0	1-0-0-0
10	San Diego Gulls	68	4	20	45	2	1	43	0.316	174	267	1041	15	19	1-1	9-22-2-1	11-23-0-0	2-6-1-1	0-1-0-0

x = Clinched Playoff Position

y = Clinched Division

## Thursday, April 6 2023

Grand Rapids 5 at Manitoba 2 Final

## Friday, April 7 2023

Bridgeport at Hartford 7:00 pm EDT  
 Cleveland at Laval 7:00 pm EDT  
 Rochester at Syracuse 7:00 pm EDT  
 Toronto at Utica 7:00 pm EDT  
 Charlotte at Lehigh Valley 7:05 pm EDT  
 Hershey at Springfield 7:05 pm EDT  
 Wilkes-Barre/Scranton at Providence 7:05 pm EDT  
 Grand Rapids at Manitoba 6:00 pm CDT  
 Chicago at Iowa 7:00 pm CDT  
 Rockford at Milwaukee 7:00 pm CDT  
 Texas at Tucson 7:00 pm MST  
 Bakersfield at Henderson 7:00 pm PDT  
 Calgary at San Diego 7:00 pm PDT  
 Colorado at San Jose 7:00 pm PDT  
 Ontario at Abbotsford 7:00 pm PDT

## Saturday, April 8 2023

Charlotte at Hershey 7:00 pm EDT  
 Laval at Syracuse 7:00 pm EDT  
 Rochester at Utica 7:00 pm EDT  
 Wilkes-Barre/Scranton at Bridgeport 7:00 pm EDT  
 Cleveland at Belleville 7:05 pm EDT  
 Hartford at Providence 7:05 pm EDT  
 Springfield at Lehigh Valley 7:05 pm EDT  
 Iowa at Chicago 7:00 pm CDT  
 Milwaukee at Rockford 7:00 pm CDT  
 Bakersfield at Coachella Valley 6:00 pm PDT  
 Colorado at San Jose 6:00 pm PDT  
 Texas at Tucson 7:00 pm MST  
 Calgary at San Diego 7:00 pm PDT  
 Ontario at Abbotsford 7:00 pm PDT

## Conference Standings

### Eastern Conference

Rank	Team	GP	GR	W	L	OTL	SOL	PTS	PCT	GF	GA	S/O	RW	ROW	Home	Away	P10	STK
1	x Providence Bruins	67	5	41	16	8	2	92	0.687	201	182	5-2	32	36	17-8-5-2	24-8-3-0	8-2-0-0	1-0-0-0
2	x Hershey Bears	67	5	41	17	5	4	91	0.679	199	167	4-4	34	37	21-8-2-2	20-9-3-2	7-1-0-2	0-1-0-0
3	y Toronto Marlies	68	4	41	21	4	2	88	0.647	217	205	3-2	33	38	20-12-0-2	21-9-4-0	2-5-2-1	1-0-1-0
4	Springfield Thunderbirds	67	5	36	23	3	5	80	0.597	214	195	3-5	26	33	17-12-1-3	19-11-2-2	6-2-1-1	4-0-1-0
5	Charlotte Checkers	67	5	36	23	5	3	80	0.597	217	201	4-3	25	32	17-14-3-2	19-9-2-1	4-3-2-1	1-0-2-0
6	Syracuse Crunch	67	5	34	24	5	4	77	0.575	234	218	4-4	26	30	17-10-5-1	17-14-0-3	6-3-0-1	4-0-0-1
7	Lehigh Valley Phantoms	67	5	35	26	3	3	76	0.567	202	204	4-3	25	31	16-14-3-0	19-12-0-3	6-4-0-0	1-0-0-0
8	Hartford Wolf Pack	68	4	32	25	4	7	75	0.551	212	209	2-7	25	30	16-13-0-5	16-12-4-2	8-2-0-0	5-0-0-0
9	Rochester Americans	67	5	33	25	6	3	75	0.560	217	218	4-3	23	29	18-11-4-1	15-14-2-2	5-1-2-2	5-0-2-1
10	Utica Comets	67	5	32	25	6	4	74	0.552	198	206	2-4	24	30	16-9-3-4	16-16-3-0	3-5-0-2	1-0-0-0
11	Bridgeport Islanders	67	5	32	27	7	1	72	0.537	220	224	2-1	24	30	15-17-1-0	17-10-6-1	6-4-0-0	1-0-0-0
12	Laval Rocket	67	5	29	28	7	3	68	0.507	235	233	1-3	23	28	15-9-5-3	14-19-2-0	5-5-0-0	4-0-0-0
13	Cleveland Monsters	66	6	30	29	5	2	67	0.508	206	237	5-2	19	25	15-15-4-0	15-14-1-2	5-4-1-0	1-0-0-0
14	Belleville Senators	68	4	28	30	6	4	66	0.485	214	244	4-4	20	24	17-14-1-3	11-16-5-1	3-3-1-3	0-1-0-1
15	Wilkes-Barre/Scranton Penguins	67	5	25	29	7	6	63	0.470	178	206	5-6	16	20	12-16-5-2	13-13-2-4	2-4-3-1	0-3-2-1

### Western Conference

Rank	Team	GP	GR	W	L	OTL	SOL	PTS	PCT	GF	GA	S/O	RW	ROW	Home	Away	P10	STK
1	x Calgary Wranglers	67	5	48	15	3	1	100	0.746	245	162	3-1	42	45	25-9-2-0	23-6-1-1	9-0-0-1	11-0-0-1
2	x Coachella Valley Firebirds	67	5	46	15	4	2	98	0.731	248	181	4-2	36	42	24-7-0-2	22-8-4-0	6-4-0-0	0-1-0-0
3	x Texas Stars	66	6	36	18	9	3	84	0.636	241	188	3-3	29	33	19-9-2-2	17-9-7-1	5-3-2-0	1-0-1-0
4	x Milwaukee Admirals	67	5	39	22	4	2	84	0.627	223	197	8-2	28	31	18-12-2-1	21-10-2-1	6-3-1-0	0-2-1-0
5	x Colorado Eagles	68	4	36	22	7	3	82	0.603	195	182	2-3	31	34	20-8-3-3	16-14-4-0	5-2-3-0	0-1-0-0
6	x Abbotsford Canucks	67	5	37	23	3	4	81	0.604	216	194	1-4	34	36	19-8-1-3	18-15-2-1	6-2-1-1	2-0-1-0
7	Manitoba Moose	67	5	34	24	5	4	77	0.575	208	210	2-4	25	32	18-13-1-3	16-11-4-1	3-5-1-1	0-5-0-0
8	Iowa Wild	67	5	32	25	5	5	74	0.552	200	198	4-5	23	28	14-14-2-4	18-11-3-1	6-3-0-1	0-1-0-0
9	x Bakersfield Condors	67	5	34	29	2	2	72	0.537	197	202	0-2	31	34	20-10-1-2	14-19-1-0	7-3-0-0	3-0-0-0
10	Ontario Reign	67	5	33	29	4	1	71	0.530	196	194	4-1	24	29	17-16-2-0	16-13-2-1	3-7-0-0	0-3-0-0
11	Rockford IceHogs	66	6	31	26	5	4	71	0.538	196	217	6-4	16	25	17-12-1-3	14-14-4-1	4-5-1-0	1-0-0-0
12	Chicago Wolves	66	6	31	28	4	3	69	0.523	204	226	1-3	27	30	13-14-3-3	18-14-1-0	6-2-1-1	5-0-1-0
13	Tucson Roadrunners	68	4	30	30	7	1	68	0.500	207	225	3-1	25	27	15-12-5-0	15-18-2-1	5-3-1-1	0-1-1-1
14	San Jose Barracuda	68	4	29	33	1	5	64	0.471	194	236	3-5	21	26	16-16-0-2	13-17-1-3	4-5-0-1	1-0-0-1
15	Grand Rapids Griffins	68	4	28	32	4	4	64	0.471	190	244	3-4	19	25	12-16-4-3	16-16-0-1	4-5-0-1	1-0-0-0
16	Henderson Silver Knights	67	5	25	37	0	5	55	0.410	183	209	3-5	20	22	17-13-0-4	8-24-0-1	3-7-0-0	1-0-0-0
17	San Diego Gulls	68	4	20	45	2	1	43	0.316	174	267	1-1	15	19	9-22-2-1	11-23-0-0	2-6-1-1	0-1-0-0

x = Clinched Playoff Position

y = Clinched Division

## Specialty Team Records

### Team Power Play

Rank	Team	GP	ADV	GF	PP%	SHGA
1	Toronto Marlies	68	257	62	24.1	5
2	Milwaukee Admirals	67	212	50	23.6	6
3	Springfield Thunderbirds	67	273	63	23.1	7
4	Manitoba Moose	67	219	50	22.8	3
5	Bridgeport Islanders	67	224	51	22.8	3
6	Laval Rocket	67	288	63	21.9	10
7	Ontario Reign	67	272	58	21.3	15
8	Calgary Wranglers	67	305	65	21.3	6
9	Lehigh Valley Phantoms	67	217	46	21.2	5
10	Coachella Valley Firebirds	67	269	57	21.2	7
11	Rochester Americans	67	243	51	21.0	9
12	Cleveland Monsters	66	283	58	20.5	7
13	Belleville Senators	68	320	65	20.3	11
14	Wilkes-Barre/Scranton Penguins	67	255	51	20.0	3
15	Charlotte Checkers	67	255	48	18.8	4
16	Iowa Wild	67	267	50	18.7	8
17	Texas Stars	66	246	46	18.7	8
18	Abbotsford Canucks	67	270	50	18.5	4
19	Syracuse Crunch	67	222	41	18.5	7
20	Colorado Eagles	68	265	48	18.1	4
21	Grand Rapids Griffins	68	277	50	18.1	13
22	San Jose Barracuda	68	279	50	17.9	10
23	Providence Bruins	67	274	49	17.9	4
24	Henderson Silver Knights	67	265	47	17.7	6
25	Bakersfield Condors	67	249	43	17.3	9
26	Hershey Bears	67	240	41	17.1	8
27	Chicago Wolves	66	230	38	16.5	7
28	Rockford IceHogs	66	280	46	16.4	12
29	Hartford Wolf Pack	68	239	39	16.3	7
30	Tucson Roadrunners	68	271	44	16.2	7
31	San Diego Gulls	68	259	42	16.2	8
32	Utica Comets	67	218	34	15.6	9

### Team Penalty Kill

Rank	Team	GP	TSH	PPGA	PK%	SHGF
1	Calgary Wranglers	67	270	41	84.8	11
2	Chicago Wolves	66	242	37	84.7	10
3	Milwaukee Admirals	67	215	33	84.7	5
4	Charlotte Checkers	67	271	43	84.1	9
5	Ontario Reign	67	233	37	84.1	9
6	Texas Stars	66	235	39	83.4	12
7	Providence Bruins	67	250	42	83.2	2
8	Coachella Valley Firebirds	67	297	50	83.2	11
9	Toronto Marlies	68	276	47	83.0	7
10	Hershey Bears	67	233	40	82.8	3
11	Wilkes-Barre/Scranton Penguins	67	245	43	82.4	6
12	Manitoba Moose	67	255	45	82.4	7
13	Bakersfield Condors	67	275	49	82.2	7
14	Springfield Thunderbirds	67	265	49	81.5	11
15	Henderson Silver Knights	67	237	44	81.4	7
16	Rochester Americans	67	215	40	81.4	4
17	San Jose Barracuda	68	303	59	80.5	7
18	Bridgeport Islanders	67	261	51	80.5	9
19	Tucson Roadrunners	68	270	53	80.4	2
20	Syracuse Crunch	67	264	52	80.3	7
21	Colorado Eagles	68	273	54	80.2	8
22	Abbotsford Canucks	67	252	51	79.8	5
23	Hartford Wolf Pack	68	237	49	79.3	4
24	Rockford IceHogs	66	256	53	79.3	3
25	San Diego Gulls	68	301	65	78.4	8
26	Grand Rapids Griffins	68	257	58	77.4	5
27	Utica Comets	67	199	45	77.4	6
28	Belleville Senators	68	313	71	77.3	12
29	Cleveland Monsters	66	268	63	76.5	6
30	Iowa Wild	67	257	62	75.9	9
31	Laval Rocket	67	266	65	75.6	13
32	Lehigh Valley Phantoms	67	252	66	73.8	7



## Game 68: Silver Knights (25-37-0-5, 55 pts) vs Bakersfield Condors (34-29-2-2, 72 pts)

**The Knights' Tale** - The Silver Knights look for back-to-back wins when they welcome the Bakersfield Condors to The Dollar Loan Center. The Silver Knights earned a 5-4 shootout win over the Tucson Roadrunners on Wednesday to snap a three-game losing streak. The Silver Knights scored four goals in the first period, with Brandon Hickey scoring his first goal with the HSK and Sakari Manninen netting his 11<sup>th</sup> goals of the season. Maxim Marushev scored the only goal of the shootout, and Jordan Papirny earned his first AHL victory.

**Pap Recap** - Jordan Papirny earned his first AHL win in his second AHL start. Papirny made 42 saves on 46 shots, including 18 saves in the third period. He also stopped all three shootout attempts he faced. Papirny has posted a 7-7-4 record with ECHL Savannah, along with a .904 save percentage.

**Home Cookin'** - The Silver Knights have won six in a row at The Dollar Loan Center and are 6-0-2 over their last eight home games. The HSK have not lost in regulation at home since February 3. Henderson has scored five goals or more in four of their last five home games. The Bakersfield Condors are 8-3-1 all-time as visitors against the Silver Knights, and 3-1-0 at The Dollar Loan Center.

**He's the Mann** - Sakari Manninen netted his 11<sup>th</sup> goal of the season Wednesday. Manninen has scored seven goals in his last six games, a stretch that began with a two-goal outing against Bakersfield on March 18. Gage Quinney assisted on Manninen's goal, giving him 17 points in the last nine games.

**On the Condors** - The Condors have won three straight games and seven of their last ten, clinching a playoff spot on Wednesday. Dylan Holloway returned from injury on March 25 and has three goals and five points during a five-game points streak. Justin Bailey has five goals and seven points in his last ten games. Goaltender Calvin Pickard has won seven of his last nine starts, with two shutouts in his last five outings. Bakersfield has a one-point lead over the Ontario Reign for fifth place in the Pacific Division.

### Season Series

10/19 - BAK 4, HSK 3	3/17 - HSK 0, BAK 1
11/4 - HSK 1, BAK 3	3/18 - BAK 3, HSK 5
11/5 - BAK 6, HSK 3	4/7 - BAK @ HSK
11/22 - HSK 2, BAK 3	4/12 - HSK @ BAK

AHL Game #1078

Friday, April 7 - 7:00 PM PT

The Dollar Loan Center - Henderson, NV

Watch: MyLVTV; AHLTV

Listen: 1230AM The Game

### Henderson Leaders

Goals:	Quinney/Rempal	23
Assists:	Smith	34
Points:	Quinney	56
PP Goals:	Quinney	9
SH Goals:	Multiple players	1
GW Goals:	Rempal	5
Shots:	Rempal	232
Plus/Minus:	Smith	9
PIM:	Smith	133
Wins:	Patera	13
GAA:	Brossoit	2.72
Save%:	Brossoit	.909
Shutouts:	Brossoit	2

### Bakersfield Leaders

Goals:	Lavoie	24
Assists:	Griffith	40
Points:	Griffith	57
PP Goals:	Lavoie	7
SH Goals:	Bailey/Bourgault	2
GW Goals:	Lavoie	9
Shots:	Lavoie	163
Plus/Minus:	Peters	12
PIM:	Esposito	94
Wins:	Pickard	21
GAA:	Pickard	2.76
Save%:	Pickard	.910
Shutouts:	Pickard	3

### 2022-23 vs Bakersfield

Overall: 1-5-0-0

Home: 1-2-0-0

Road: 0-3-0-0

Current Streak: 1-0-0-0

All-time record vs Bakersfield: 8-15-0-1



Active Roster (25 Players)								
No.	Name	Pos	Sh	Ht	Wt	Born	Birthplace	Pronunciation
5	Daniil Chayka	D	L	6-3	200	Oct. 22, 2002	Moscow, RUS	CHAY-kuh
6	Kaedan Korczak	D	R	6-3	202	Jan. 29, 2001	Yorkton, SK	KOHR-zak
11	Ivan Morozov	F	R	6-1	200	May 5, 2000	Verkhnyaya Salda, RUS	mohr-OH-zahv
24	Brendan Brisson	F	L	6-0	187	Oct. 22, 2001	Manhattan Beach, CA	brih-SAHN
37	Spencer Foo	F	R	6-0	187	May 19, 1994	Edmonton, AB	FOO
40	Lukas Cormier	D	L	5-11	184	Mar. 27, 2002	Ste-Marie-de-Kent, NB	KOHR-mee-ay
42	Daniil Miromanov	D	R	6-4	200	Jul. 11, 1997	Moskva, RUS	mih-roh-MAN-ahv
44	Layton Ahac	D	L	6-2	201	Feb. 22, 2001	North Vancouver, BC	AY-hack
45	Jake Bischoff	D	L	6-1	194	Jul. 25, 1994	Grand Rapids, MN	BIHSH-awf
46	Jonas Røndbjerg	F	L	6-2	203	Mar. 31, 1999	Horsholm, DEN	ROHND-b'yuhrg
48	Gemel Smith	F	L	6-0	210	Apr. 16, 1994	Toronto, ON	SMIHTH
51	Byron Froese	F	R	6-0	190	Mar. 12, 1991	Winkler, MB	FRAYZ
54	Jermaine Loewen	F	L	6-4	234	Jan. 18, 1998	Mandeville, JAM	LOH-wehn
56	Sheldon Rempal	F	R	5-11	172	Aug. 7, 1995	Calgary, AB	REHMP-uhl
60	Connor Ford	F	L	6-0	192	Feb. 5, 1998	Pittsburgh, PA	FOHRD
64	Sakari Manninen	F	L	5-9	180	Feb. 10, 1992	Oulu, FIN	MAN-uhn-ihn
65	Dysin Mayo	D	R	6-2	195	Aug. 17, 1996	Victoria, BC	MAY-oh
67	Kyle Marino	F	R	6-2	218	Jun. 1, 1995	Niagara Falls, ON	mah-REE-noh
72	Gage Quinney	F	L	6-0	198	Jul. 29, 1995	Las Vegas, NV	KWIHN -ee
77	Maxim Marushev	F	R	6-1	191	Jan. 1, 1999	Saratov, RUS	MAR-uh-shev
79	Colt Conrad	F	R	5-10	183	Apr. 27, 1997	Brandon, MB	KAWN-rad
84	Brandon Hickey	D	L	6-2	205	Apr. 13, 1996	Edmonton, AB	HIHK-ee
30	Jiri Patera	G	L	6-2	219	Feb. 24, 1999	Prague, CZE	pa-TEHR-uh
31	Isaiah Saville	G	R	6-1	199	Sep. 21, 2000	Anchorage, AK	suh-VIHL
33	Jordan Papirny	G	L	6-1	185	Apr. 10, 1996	Edmonton, AB	pah-PEER-nee

In Vegas (NHL)								
No.	Name	Pos	Sh	Ht	Wt	Born	Birthplace	Pronunciation
16	Pavel Dorofeyev	F	L	6-1	194	Oct. 26, 2000	Nizhny Tagil, RUS	DOHR-ah-FEE-yehv
39	Laurent Brossoit	G	L	6-3	215	Mar. 23, 1993	Port Alberni, BC	bross-WAH
94	Brayden Pachal	D	R	6-2	203	Aug. 23, 1999	Estevan, SK	pah-HAHL

Savannah (ECHL)								
No.	Name	Pos	Sh	Ht	Wt	Born	Birthplace	Pronunciation
47	Patrick Guay	F	L	5-9	180	Apr. 29, 2002	Magog, QC	GAY
57	Mason Primeau	F	L	6-6	215	Jul. 28, 2001	Toronto, ON	PREE-moh
58	Brandon Estes	D	R	6-0	175	Feb. 13, 1997	Dallas, TX	EHS-tihs
83	Daniel D'Amato	F	L	6-1	182	Apr. 8, 2001	Maple, ON	Duh-MAHT-oh
85	Connor Corcoran	D	R	6-2	197	Aug. 7, 2000	Beeton, ON	KOHR-kor-ihn



### Most Recent...

#### Overall

**Win:** 5-4 SO (vs TUC, 4/5/23)  
**Loss:** 5-1 (@ CGY, 3/31/23)  
**OTW/SOW:** 5-4 SO (vs TUC, 4/5/23)  
**OTL/SOL:** 3-2 SO (vs ONT, 2/11/23)

#### At Home

**Win:** 5-4 SO (vs TUC, 4/5/23)  
**Loss:** 3-2 SO (vs ONT, 2/11/23)  
**OTW/SOW:** 5-4 SO (vs TUC, 4/5/23)  
**OTL/SOL:** 3-2 SO (vs ONT, 2/11/23)

#### On Road

**Win:** 6-5 (@ SD, 3/1/23)  
**Loss:** 5-1 (@ CGY, 3/31/23)  
**OTW/SOW:** 5-4 OT (@ CGY, 2/22/23)  
**OTL/SOL:** 4-3 SO (@ SJ, 1/4/23)

### By Game...

**Overall Record/Streak** 25-37-0-5/ W1  
**Home Record/Streak** 17-13-0-4/ U8  
**Road Record/Streak** 8-24-0-1/ L8  
**Last 5 Games** 2-3-0-0  
**Last 10 Games** 3-7-0-0  
**1-goal Games** 9-19-0-5  
**2-goal Games** 6-5-0-0  
**3-goal Games** 6-7-0-0  
**Scoring First** 16-12-0-2  
**Opponent Scores First** 9-25-0-3  
**Outshoot Opponent** 8-17-0-2  
**Outshot by Opponent** 16-20-0-2  
**Shots Even** 1-0-0-1  
**Overtime Record** 2-0  
**Shootout Record** 3-5

### By Month/Day...

**October** 2-6-0-0; 4 PTS  
**November** 4-8-0-0; 8 PTS  
**December** 6-4-0-2; 14 PTS  
**January** 4-8-0-1; 9 PTS  
**February** 3-3-0-2; 8 PTS  
**March** 5-8-0-0; 10 PTS  
**April** 1-0-0-0; 2 PTS  
**May** 0-0-0-0; 0 PTS  
**June** 0-0-0-0; 0 PTS

---

**Monday** 0-0-0-0  
**Tuesday** 1-3-0-0  
**Wednesday** 7-7-0-1  
**Thursday** 2-1-0-1  
**Friday** 4-13-0-0  
**Saturday** 9-8-0-3  
**Sunday** 2-5-0-0

### By Period...

**Leading After 1<sup>st</sup>** 15-6-0-1  
**Trailing After 1<sup>st</sup>** 4-16-0-1  
**Tied After 1<sup>st</sup>** 6-15-0-3  
**Leading After 2<sup>nd</sup>** 17-0-0-1  
**Trailing After 2<sup>nd</sup>** 2-24-0-1  
**Tied After 2<sup>nd</sup>** 6-13-0-3

### By Division/Conference...

**Pacific Division** 25-37-0-5  
**Central Division** 0-0-0-0  
**WESTERN CONFERENCE** 25-37-0-5  
**Atlantic Division** 0-0-0-0  
**North Division** 0-0-0-0  
**EASTERN CONFERENCE** 0-0-0-0

### By Opponent, 2022-23 Season...

<b>Abbotsford</b> 4-4-0-0	<b>Ontario</b> 2-3-0-1
<b>Bakersfield</b> 1-5-0-0	<b>San Diego</b> 3-5-0-0
<b>Calgary</b> 5-3-0-0	<b>San Jose</b> 2-5-0-1
<b>Coachella</b> 1-4-0-2	<b>Tucson</b> 4-4-0-0
<b>Colorado</b> 3-4-0-1	

### By Opponent, All-Time...

<b>Abbotsford</b> 5-5-2-0	<b>Ontario</b> 7-9-1-1
<b>Bakersfield</b> 8-15-0-1	<b>Rockford</b> 2-2-0-0
<b>Calgary</b> 5-3-0-0	<b>San Diego</b> 10-12-0-0
<b>Coachella</b> 1-4-0-2	<b>San Jose</b> 15-8-0-1
<b>Colorado</b> 12-8-0-1	<b>Stockton</b> 5-1-1-1
<b>Iowa</b> 2-2-0-0	<b>Tucson</b> 13-9-0-0



### Goals By Period...

	1st	2nd	3rd	OT	SO	Total	Avg.
Henderson	63	52	63	2	3	183	2.73
Opponent	65	70	69	0	5	209	3.12

### Shots By Period...

	1st	2nd	3rd	OT	SO	Total	Avg.
Henderson	641	669	653	27	3	1993	29.7
Opponent	715	703	620	22	5	2085	31.1

### Power Play Statistics...

	Goals	Attempts	%
Overall	47	265	17.7 (24 <sup>th</sup> AHL)
Home	23	139	16.5 (28 <sup>th</sup> AHL)
Road	24	126	19.0 (16 <sup>th</sup> AHL)
Last 10 Games	7	44	15.9
	SH Goals Allowed		6
5-on-3 Overall	3	18	16.7
Home	1	12	8.3
Road	2	6	33.3
	SH Goals Allowed		0

### Penalty Kill Statistics...

	Kills	Attempts	%
Overall	193	237	81.4 (16 <sup>th</sup> AHL)
Home	105	122	86.1 (2 <sup>nd</sup> AHL)
Road	88	115	76.5 (29 <sup>th</sup> AHL)
Last 10 Games	35	45	77.8
	SH Goals Scored		7
5-on-3 Overall	4	7	57.1
Home	1	3	33.3
Road	3	4	75.0
	SH Goals Scored		0

### Situational Scoring...

	For	Against
6-on-5	3	2
6-on-4	0	2
6-on-3	0	0
5-on-5	107	139
5-on-4	39	38
5-on-3	4	3
4-on-4	2	2
4-on-3	1	0
3-on-3 (including OT)	2	0
3-on-4	0	0
3-on-5	0	0
3-on-6	0	0
4-on-5	7	4
4-on-6	0	2
5-on-6	11	8
Empty Net	11	11
Penalty Shots	1	0

### Shootout Statistics...

Shooter	Goals	Attempts	%
Maxim Marushev	2	3	66.7
Gemel Smith	3	6	50.0
Pavel Dorofeyev	2	5	40.0
Brendan Brisson	2	7	28.6
Gage Quinney	1	5	20.0
Sakari Manninen	0	1	0.0
Sheldon Rempal	0	2	0.0
Patrick Guay	0	1	0.0
Ivan Morozov	0	1	0.0

### Goaltender (W-L)

Goaltender (W-L)	Saves	Attempts	%
Jiri Patera (1-1)	5	6	83.3
Michael Hutchinson (0-1)	0	3	00.0
Laurent Brossoit (1-3)	6	12	50.0
Jordan Papiirny (1-0)	3	3	100.0



## Team Single-Game Highs/Lows...

	<i>Silver Knights</i>	<i>Opponent</i>
Most Goals For:	7 (3.24 vs CV)	7 (3.25 @ CV)
Fewest Goals For:	0 (3.17 @ BAK)	0 (12.17 vs ABB)
Most Goals in a Period:	5 (3 <sup>rd</sup> , 3.18 vs BAK)	4 (3 <sup>rd</sup> , 3.25 @ CV)
Most Power Play Goals:	3 (2.22 @ CGY)	3 (3.18 vs BAK)
Most Shorthanded Goals:	2 (12.7 @ ONT)	2 (3.25 @ CV)
Most Shots For:	40 (11.5 vs BAK)	46 (4.5 vs TUC)
Fewest Shots For:	20 (10.28 vs COL)	20 (12.28 @ SD)
Most Shots in a Period:	23 (2 <sup>nd</sup> , 11.5 vs BAK)	20 (2 <sup>nd</sup> , 3.2 vs ABB)
Fewest Shots in a Period:	2 (3 <sup>rd</sup> , 2.26 vs CGY)	4 (2 <sup>nd</sup> , 12.2 vs CV)
Fastest Goal to Start Game	:16 (3.24 vs CV)	:27 (3.15 @ SJ)
Fastest Goal to Start Period	:16 (1 <sup>st</sup> , 3.24 vs CV)	:27 (1 <sup>st</sup> , 3.15 @ SJ)
Latest Goal in a Game (Regulation)	59:58 (10.19 vs BAK)	59:50 (3.1 @ SD)
Latest Goal in a Period	19:58 (3 <sup>rd</sup> , 10.19 vs BAK)	19:59 (2 <sup>nd</sup> , 10.19 vs BAK)
Fastest Back-to-Back Goals	:17 (12.14 vs SJ)	:12 (11.22 @ BAK)
Most Power Plays	7 (2.22 @ CGY)	8 (3.18 vs BAK)
Most Penalty Minutes	68 (3.25 @ CV)	58 (3.25 @ CV)
Fewest Penalty Minutes	2 (11.10 @ ABB)	2 (3.17 @ BAK)
Longest Winning Streak	6 (2.22-3.4)	
Longest Unbeaten Streak	6 (2.22-3.4)	
Longest Losing Streak	5 (3.8-3.17)	

## Individual Single-Game Highs/Lows...

	<i>Silver Knights</i>	<i>Opponent</i>
Most Goals Scored:	3 (Manninen, 3.24 vs CV)	3 (Klapka, 3.31 @ CGY)
Most Assists:	4 (Quinney, 3.18 vs BAK)	3 (Jones, 3.31 @ CGY)
Most Points:	4 (Quinney, 3.24 vs CV)	4 (Jones, 3.31 @ CGY)
Most Power Play Goals:	2 (Smith, 2.22 @ CGY)	2 (Pettersen, 2.22 @ CGY)
Most Shorthanded Goals:	1 (Chayka, 3.31 @ CGY)	1 (Jones, 3.31 @ CGY)
Most Shots For:	8 (Froese, 3.8 @ CV)	8 (Dauphin, 2.18 @ TUC)
Highest Plus/Minus:	5 (Multiple players, 3.24 vs CV)	5 (Kemp/Griffith, 11.5 vs BAK)
Lowest Plus/Minus	-4 (Cormier, 3.25 @ CV)	-4 (Dineen, 10.15 vs TUC)
Most Saves:	43 (Patera, 11.12 @ ABB)	39 (Dostal, 1.1 vs SD)
Most Saves in a Period:	19 (Saville, 2 <sup>nd</sup> , 3.2 vs ABB)	22 (Pickard, 2 <sup>nd</sup> , 11.5 vs BAK)
Goal-Scoring Streak:	4 (Rempal, 3.1-3.8)	
Assist Streak:	4 (Rempal/Quinney, 3.18-3.29)	
Points Streak:	8 (Quinney, 1.11-2.18)	
Wins Streak (Goaltender):	6 (Patera, 2.22-3.24)	
Shutout Streak, mins (Goaltender):	150:06 (Brossoit 12.10-12.22)	
Consecutive Starts (Goaltender):	4 (Saville, 3.8-3.15)	
Consecutive Appearances (Goal):	4 (Saville, 3.8-3.15)	



<b>Multiple Points Games</b>
<b>3-point Performances</b>
Brisson (0-3-3, 12.14); Rempal (1-2-3, 1.11); Ford (1-2-3, 1.21); Smith (2-1-3, 2.22); Manninen (1-2-3, 2.23); Brisson (1-2-3, 3.1); Miromanov (1-2-3, 3.2); Smith (0-3-3, 3.2); Manninen (3-0-3, 3.24); Rempal (1-2-3, 3.25); Rempal (2-1-3, 3.29); Quinney (0-3-3, 3.29)
<b>4-point Performances</b>
Rempal (2-2-4, 2.22); Quinney (0-4-4, 3.18); Quinney (2-2-4, 3.24)
<b>5-point Performances</b>
<b>Hat Tricks</b>
Manninen (3.24 vs CV)

<b>Shutouts</b>										
<b>Wins</b>					<b>Losses</b>					
Date	Goaltender	Opponent	Saves	Score	Date	Goaltender	Opponent	Saves	Score	
12.14	Brossoit	SJ	31	5-0	10.22	Dell	SJ	34	4-0	
12.17	Brossoit	ABB	33	3-0	11.8	Dostal	SD	28	7-0	
					12.2	Daccord	CV	26	1-0	
					12.23	Daccord	CV	30	1-0	
					1.1	Dostal	SD	39	3-0	
					3.10	Alexander	SD	26	2-0	
					3.17	Pickard	BAK	30	1-0	

<b>Penalty Shots</b>										
<b>Henderson</b>					<b>Opponent</b>					
Date	Shooter	Opponent	Goaltender	Result	Date	Shooter	Opponent	Goaltender	Result	
10.28	Dorofeyev	COL	Annunen	Goal						
11.5	Rondbjerg	BAK	Pickard	Miss						



## Recent Transactions

- 2.25 D Daniil Miromanov reassigned to Henderson from Vegas (NHL)
- 2.25 F Daniel D'Amato reassigned to Savannah (ECHL) from Henderson
- 2.25 D Peter DiLiberatore reassigned by Vegas (NHL) to Savannah (ECHL) from Henderson
- 2.27 G Michael Hutchinson recalled by Vegas (NHL)
- 2.28 G Isaiah Saville reassigned to Henderson by Vegas (NHL) from Savannah (ECHL)
- 3.1 F Byron Froese reassigned to Henderson from Vegas (NHL)
- 3.5 F Pavel Dorofeyev recalled by Vegas (NHL)
- 3.7 F Pavel Dorofeyev reassigned to Henderson from Vegas (NHL)
- 3.8 F Pavel Dorofeyev recalled by Vegas (NHL)
- 3.8 G Jiri Patera recalled by Vegas (NHL)
- 3.8 G Fred Brathwaite signed to a professional tryout contract (PTO)
- 3.9 G Fred Brathwaite released from professional tryout contract (PTO)
- 3.9 G Jordan Papirny recalled to Henderson from Savannah (ECHL)
- 3.9 F Pavel Dorofeyev reassigned to Henderson from Vegas (NHL)
- 3.11 F Pavel Dorofeyev recalled by Vegas (NHL)
- 3.11 F Pavel Dorofeyev reassigned to Henderson from Vegas (NHL)
- 3.12 F Pavel Dorofeyev recalled by Vegas (NHL)
- 3.18 G Jiri Patera reassigned to Henderson from Vegas (NHL)
- 3.23 G Jordan Papirny reassigned to Savannah (ECHL) from Henderson
- 3.29 D Brayden Pachal recalled by Vegas (NHL)
- 3.30 G Jordan Papirny recalled to Henderson from Savannah (ECHL)
- 3.30 D Brayden Pachal reassigned to Henderson from Vegas (NHL)
- 3.31 D Brayden Pachal recalled by Vegas (NHL)
- 4.1 D Brayden Pachal reassigned to Henderson from Vegas (NHL)
- 4.2 D Brayden Pachal recalled by Vegas (NHL)
- 4.3 D Brayden Pachal reassigned to Henderson from Vegas (NHL)
- 4.4 D Brayden Pachal recalled by Vegas (NHL)
- 4.5 G Ryan Sutcliffe signed to amateur tryout agreement (ATO)

## Upcoming Milestones

- F Gage Quinney is five goals shy of 100 for his AHL career
- F Gemel Smith is one goal shy of 100 for his AHL career
- F Spencer Foo is nine points shy of 100 for his AHL career
- F Sheldon Rempal is three points shy of 200 for his AHL career



## Milestones Achieved

- F Byron Froese played in his 600<sup>th</sup> professional game (ECHL, AHL and NHL) on 10.14 vs TUC
- F Sakari Manninen scored his first AHL goal on 10.15 vs TUC
- D Lukas Cormier made AHL debut and recorded first AHL assist on 10.15 vs TUC
- D Daniil Chayka made AHL debut on 10.18 @ ONT
- F Kyle Marino scored his first AHL goal on 10.19 vs BAK
- F Sheldon Rempal played his 200<sup>th</sup> AHL game on 10.22 @ SJ
- F Gage Quinney recorded his 200<sup>th</sup> professional point (ECHL, AHL and NHL) on 10.29 vs COL
- F Jermaine Loewen played his 100<sup>th</sup> AHL game on 11.4 @ BAK
- D Lukas Cormier scored his first professional goal on 11.5 vs BAK
- F Spencer Foo played his 300<sup>th</sup> professional game (NHL, AHL and KHL) on 11.12 @ ABB
- D Daniil Chayka recorded his first professional point with an assist on 11.15 @ TUC
- D Zack Hayes played his 100<sup>th</sup> AHL game on 11.16 @ TUC
- F Ivan Morozov scored his first AHL goal on 11.20 @ ONT
- D Jake Bischoff played his 200<sup>th</sup> career AHL game on 11.27 vs SD
- F Pavel Dorofeyev played his 100<sup>th</sup> career AHL game on 12.2 vs CV
- F Byron Froese recorded 200<sup>th</sup> assist of his professional career (NHL, AHL, and ECHL) on 12.10 @ COL
- F Sheldon Rempal recorded 100<sup>th</sup> AHL assist on 12.10 @ COL
- F Gage Quinney scored 100<sup>th</sup> professional goal (NHL, AHL, and ECHL) on 12.30 vs SD
- F Colt Conrad played in his 100<sup>th</sup> AHL game on 1.13 vs CGY
- F Maxim Marushev played in his 100<sup>th</sup> AHL game on 2.3 vs COL
- D Daniil Chayka scored his first AHL goal on 3.2 vs ABB
- D Kaedan Korczak played in his 100<sup>th</sup> AHL game on 3.10 @ SD
- F Gage Quinney recorded his 100<sup>th</sup> AHL assist on 3.11 @ SD
- G Jordan Papirny made his first career AHL appearance on 3.17 @ BAK
- F Gage Quinney recorded his 200<sup>th</sup> AHL point on 3.24 vs CV
- G Jordan Papirny earned his first AHL win on 4.5 vs TUC



## Franchise History...

<b>First Game:</b>		<b>First Goal:</b>	
Home-	2.6.21 vs ONT	Home-	J. Leschyshyn (2.6.21 vs ONT, 1:41 2 <sup>nd</sup> )
Road-	2.12.21 @ BAK	Road-	T. Jurco (2.12.21 @ BAK, 2:31 1 <sup>st</sup> )
<b>First Win:</b>		<b>First Goal Against:</b>	
Home-	2.6.21 vs ONT (5-2)	Home-	D. Brickley (2.6.21 vs ONT, 18:54 1 <sup>st</sup> )
Road-	2.12.21 @ BAK (3-1)	Road-	M. Niemelainen (2.12.21 @ BAK, 13:59 1 <sup>st</sup> )
<b>First Loss:</b>		<b>First PP Goal:</b>	
Home-	3.24.21 vs COL (5-2)	Home-	P. Krebs (2.8.21 vs ONT, 13:36 2 <sup>nd</sup> )
Road-	2.20.21 @ BAK (3-0)	Road-	T. Jurco (2.12.21 @ BAK, 2:31 1 <sup>st</sup> )
<b>First OT Win:</b>		<b>First SH Goal:</b>	
Home-	4.15.21 vs TUC (2-1, Quinney)	Home-	J. Rondbjerg (3.26.21 vs COL, 9:54 2 <sup>nd</sup> )
Road-	4.25.21 @ SD (5-4, Dorofeyev)	Road-	G. Quinney (3.5.21 @ COL, 18:24 3 <sup>rd</sup> )
<b>First OT Loss:</b>		<b>First GW Goal:</b>	
Home-	12.18.21 vs ABB (3-2, Lockwood)	Home-	D. Sikura (2.6.21 vs ONT, 13:05 2 <sup>nd</sup> )
Road-	10.22.21 @ ABB (3-2, Bowey)	Road-	R. Murphy (2.12.21 @ BAK, 8:54 3 <sup>rd</sup> )
<b>First SO Win:</b>		<b>First OT Goal:</b>	
Home-	10.15.21 vs COL (5-4)	Home-	Quinney (4.15.21 vs COL)
Road-	4.6.21 @ SJ (2-1)	Road-	Dorofeyev (4.25.21 @ SD)
<b>First SO Loss:</b>		<b>First Shootout Goal:</b>	
Home-	5.16.21 vs BAK (4-3)	Home-	P. Dorofeyev (10.15.21 vs COL)
Road-	10.24.21 @ ABB (3-0)	Road-	J. Dugan (4.6.21 @ SJ)
<b>First Winning Streak</b>		<b>First Penalty Shot For:</b>	
Overall-	4 (2.6.21-2.13.21)	Home:	S. Baertschi (4.30.22 vs ONT, Miss)
Home-	7 (2.6.21-3.21.21)	Road:	M. Marushev (12.10.21 @ RFD, Goal)
Road-	2 (2.12.21-2.13.21)		
<b>First Shutout Win</b>		<b>First Penalty Shot Against:</b>	
Home-	3.21.21 vs SJ (Thompson, 38 svs)	Home:	
Road-	2.13.21 @ BAK (Ferguson, 24 svs)	Road:	M. Jobst (4.9.22 @ SJ, Save)
<b>First Shutout Loss</b>		<b>First 2-Goal Game:</b>	D. O'Regan (2.6.21 vs ONT)
Home-	1.29.22 vs COL (Annunen, 13 svs)	<b>First Hat Trick:</b>	G. Quinney (3.5.21 @ COL)
Road-	2.20.21 @ BAK (Skinner, 22 svs)	<b>First 3-Point Game:</b>	D. O'Regan (2.6.21 vs ONT, 2-1-3)
<b>First Goalie Win</b>		<b>First 4-Point Game:</b>	D. Sikura (5.27.21 vs BAK, 2-2-4)
Home-	L. Thompson, 2.6.21 vs ONT (5-2)	<b>First 5-Point Game:</b>	
Road-	L. Thompson, 2.12.21 @ BAK (3-1)	<b>First Shot on Goal:</b>	J. Schuldt (2.6.21 vs ONT, :47 1 <sup>st</sup> )
<b>First Goalie Loss</b>		<b>First Save:</b>	L. Thompson (2.6.21 vs ONT, :22 1 <sup>st</sup> )
Home-	L. Thompson, 3.24.21 vs COL (5-2)	<b>First Minor Penalty:</b>	B. Pachal (2.6.21 vs ONT, Delay of Game)
Road-	L. Thompson, 2.20.21 @ BAK (3-0)	<b>First Major Penalty:</b>	T. Goulbourne (2.8.21 vs ONT, Fighting)



# Daniil Chayka

# 5

(DAN-yehI CHAY-kuh)

Defense | 6-3 | 193 | Oct 22, 2002 | Moscow, RUS

Drafted: 2021, Vegas Golden Knights - 2nd Rd (38th Overall)

Year	Team	LGE	Regular Season						Playoffs						
			GP	G	A	P	PIM	+/-	GP	G	A	P	PIM	+/-	
2018-19	Guelph Storm	OHL	56	5	9	14	2	21	20	0	0	0	0	0	0
2019-20	Guelph Storm	OHL	56	11	23	34	18	9	-	-	-	-	-	-	-
2020-21	CSKA Moskva	KHL	11	1	1	2	0	-2	-	-	-	-	-	-	-
2020-21	Zvezda Moskva	VHL	10	0	1	1	0	-1	3	0	0	0	0	0	-1
2020-21	Krasnaya Armiya Moskva	MHL	5	1	3	4	2	4	6	0	1	1	2	0	
2021-22	Guelph Storm	OHL	53	7	32	39	22	4	4	0	0	0	0	0	-2
2022-23	Henderson Silver Knights	AHL	52	2	6	8	4	-19	-	-	-	-	-	-	-
<i>Junior Total</i>			<i>170</i>	<i>24</i>	<i>67</i>	<i>91</i>	<i>44</i>	<i>38</i>	<i>30</i>	<i>0</i>	<i>1</i>	<i>1</i>	<i>2</i>	<i>0</i>	<i>-2</i>
<i>Professional Total</i>			<i>21</i>	<i>1</i>	<i>2</i>	<i>3</i>	<i>0</i>	<i>-3</i>	<i>3</i>	<i>0</i>	<i>0</i>	<i>0</i>	<i>0</i>	<i>0</i>	<i>-1</i>
<i>AHL Total</i>			<i>52</i>	<i>2</i>	<i>6</i>	<i>8</i>	<i>4</i>	<i>-19</i>	<i>0</i>	<i>0</i>	<i>0</i>	<i>0</i>	<i>0</i>	<i>0</i>	<i>0</i>
<i>Henderson Total</i>			<i>52</i>	<i>2</i>	<i>6</i>	<i>8</i>	<i>4</i>	<i>-19</i>	<i>0</i>	<i>0</i>	<i>0</i>	<i>0</i>	<i>0</i>	<i>0</i>	<i>0</i>

### Career Highlights

- Signed entry-level contract with Vegas on 9/26/21
- Gold Medal with Team Russia at 2019 Hlinka Gretzky Cup
- 2019 OHL Champion with Guelph
- 2018-19 OHL Second All-Rookie Team
- Gold Medal with Team Russia at 2018 U17 World Hockey Championship

### AHL Single-Game Highs


Goals: 1  
Assists: 1  
Points: 1  
PIM: 2  
Hat Tricks: None

### AHL Longest Streaks

Goals: 1  
Assists: 1  
Points: 1

### AHL Firsts

First Game: 10/18/22 @ ONT  
First Goal: 3/2/23 vs ABB  
First Assist: 11/15/22 @ TUC





# Kaedan Korczak

# 6

(KAY-dehn KOHR-zak)

Defense | 6-3 | 201 | Jan 29, 2001 | Yorkton, SK  
Drafted: 2019, Vegas Golden Knights - 2nd Rd (41st Overall)

Year	Team	LGE	Regular Season						Playoffs					
			GP	G	A	P	PIM	+/-	GP	G	A	P	PIM	+/-
2016-17	Kelowna Rockets	WHL	4	0	0	0	0	-1	5	0	0	0	0	0
2017-18	Kelowna Rockets	WHL	67	3	13	16	44	4	4	1	3	4	0	2
2018-19	Kelowna Rockets	WHL	68	4	29	33	64	-8	-	-	-	-	-	-
2019-20	Kelowna Rockets	WHL	60	11	38	49	27	7	-	-	-	-	-	-
2020-21	Kelowna Rockets	WHL	15	3	5	8	23	5	-	-	-	-	-	-
2020-21	Henderson Silver Knights	AHL	11	0	2	2	8	9	5	1	0	1	0	2
2021-22	Vegas Golden Knights	NHL	1	0	0	0	0	1	-	-	-	-	-	-
2021-22	Henderson Silver Knights	AHL	47	2	12	14	28	-2	2	0	0	0	12	-3
2022-23	Vegas Golden Knights	NHL	10	0	2	2	0	-3	-	-	-	-	-	-
2022-23	Henderson Silver Knights	AHL	49	4	10	14	60	-8	-	-	-	-	-	-
<i>Junior Total</i>			<i>214</i>	<i>21</i>	<i>85</i>	<i>106</i>	<i>158</i>	<i>7</i>	<i>9</i>	<i>1</i>	<i>3</i>	<i>4</i>	<i>0</i>	<i>2</i>
<i>Professional Total</i>			<i>118</i>	<i>6</i>	<i>26</i>	<i>32</i>	<i>96</i>	<i>-3</i>	<i>7</i>	<i>1</i>	<i>0</i>	<i>1</i>	<i>12</i>	<i>-1</i>
<i>NHL Total</i>			<i>11</i>	<i>0</i>	<i>2</i>	<i>2</i>	<i>0</i>	<i>-2</i>	<i>0</i>	<i>0</i>	<i>0</i>	<i>0</i>	<i>0</i>	<i>0</i>
<i>AHL Total</i>			<i>107</i>	<i>6</i>	<i>24</i>	<i>30</i>	<i>96</i>	<i>-1</i>	<i>7</i>	<i>1</i>	<i>0</i>	<i>1</i>	<i>12</i>	<i>-1</i>
<i>Henderson Total</i>			<i>107</i>	<i>6</i>	<i>24</i>	<i>30</i>	<i>96</i>	<i>-1</i>	<i>7</i>	<i>1</i>	<i>0</i>	<i>1</i>	<i>12</i>	<i>-1</i>

### Career Highlights

- Signed entry-level contract with Vegas on 12/21/19
- Scored first professional goal in Pacific Division Final on 5/29/21 vs BAK
- Silver Medal with Team Canada at 2021 World Juniors
- Gold Medal with Team Canada at 2018 Hlinka Memorial Tournament
- Led WHL Kelowna in assists and ranked 3rd in scoring in 2019-20

### AHL Single-Game Highs

Goals: 1  
 Assists: 2 (2/12/22 @ BAK)  
 Points: 2 (2/12/22 @ BAK)  
 PIM: 17 (3/18/23 vs BAK)  
 Hat Tricks: None

### AHL Longest Streaks

Goals: 1  
 Assists: 3 (4/13/22-4/16/22)  
 Points: 3 (4/13/22-4/16/22)

### AHL Firsts

First Game: 2/12/21 @ BAK  
 First Goal: 5/29/21 vs BAK  
 First Assist: 2/13/21 @ BAK





# Ivan Morozov

# 11

(IGH-vihn Mohr-ROH-zahv)

Forward | 6-1 | 212 | May 5, 2000 | Verkhnyaya Salda, RUS  
 Drafted: 2018, Vegas Golden Knights - 2nd Rd (61st Overall)

Year	Team	LGE	Regular Season						Playoffs					
			GP	G	A	P	PIM	+/-	GP	G	A	P	PIM	+/-
2017-18	Yugra Khanty Mansiysk	KHL	1	0	0	0	0	-1	-	-	-	-	-	-
2017-18	Mamonty Yugry	MHL	30	11	12	23	8	16	7	2	3	5	6	-1
2018-19	SKA St. Petersburg	KHL	11	0	0	0	0	0	2	0	0	0	0	0
2018-19	SKA-Neva St. Petersburg	VHL	19	3	3	6	4	6	1	0	0	0	0	-1
2018-19	SKA-1946 St. Petersburg	MHL	14	10	9	19	8	11	10	3	9	12	6	0
2018-19	SKA-Varyagi im Morozova	MHL	6	3	5	8	6	4	-	-	-	-	-	-
2019-20	SKA St. Petersburg	KHL	16	5	2	7	8	11	4	1	2	3	4	1
2019-20	SKA-Neva St. Petersburg	VHL	10	1	5	6	10	1	1	1	1	2	2	2
2019-20	SKA-1946 St. Petersburg	MHL	3	2	1	3	0	0	-	-	-	-	-	-
2020-21	SKA St. Petersburg	KHL	55	13	18	31	24	15	15	1	6	7	33	5
2021-22	SKA St. Petersburg	KHL	17	4	4	8	4	2	-	-	-	-	-	-
2021-22	SKA-Neva St. Petersburg	VHL	15	4	15	19	14	8	-	-	-	-	-	-
2021-22	HK Sochi	KHL	5	1	2	3	6	-1	-	-	-	-	-	-
2021-22	Henderson Silver Knights	AHL	1	0	0	0	0	2	2	0	1	1	0	1
2022-23	Henderson Silver Knights	AHL	53	6	8	14	51	-25	0	0	0	0	0	0
<i>Junior Total</i>			<i>53</i>	<i>26</i>	<i>27</i>	<i>53</i>	<i>22</i>	<i>31</i>	<i>17</i>	<i>5</i>	<i>12</i>	<i>17</i>	<i>12</i>	<i>-1</i>
<i>Professional Total</i>			<i>203</i>	<i>37</i>	<i>57</i>	<i>94</i>	<i>121</i>	<i>18</i>	<i>25</i>	<i>3</i>	<i>10</i>	<i>13</i>	<i>39</i>	<i>8</i>
<i>AHL Total</i>			<i>54</i>	<i>6</i>	<i>8</i>	<i>14</i>	<i>51</i>	<i>-23</i>	<i>2</i>	<i>0</i>	<i>1</i>	<i>1</i>	<i>0</i>	<i>1</i>
<i>Henderson Total</i>			<i>54</i>	<i>6</i>	<i>8</i>	<i>14</i>	<i>51</i>	<i>-23</i>	<i>2</i>	<i>0</i>	<i>1</i>	<i>1</i>	<i>0</i>	<i>1</i>

### Career Highlights

- Signed entry-level contract with Vegas Golden Knights on 4/26/22
- Silver Medal in 2020 and Bronze Medal in 2019 at World Juniors with Russia
- KHL Rookie of the Month for January 2020
- 2018-19 MHL All-Star

### AHL Single-Game Highs

Goals: 1  
 Assists: 1  
 Points: 2 (12/14/22 vs SJ)  
 PIM: 15 (3/4/23 vs ABB)  
 Hat Tricks: None

### AHL Longest Streaks

Goals: 2 (1/28/23-2/3/23)  
 Assists: 2 (12/14/22-12/16/22)  
 Points: 2 (Occurred twice)

### AHL Firsts

First Game: 4/30/22 vs ONT  
 First Goal: 11/20/22 @ ONT  
 First Assist: 11/12/22 @ ABB





# Brendan Brisson

# 24

(BREHN-duhn Brih-SAHN)

Forward | 6-0 | 187 | Oct. 22, 2001 | Manhattan Beach, CA  
Drafted: 2020, Vegas Golden Knights - 1st Rd (29th Overall)

Year	Team	LGE	Regular Season						Playoffs					
			GP	G	A	P	PIM	+/-	GP	G	A	P	PIM	+/-
2018-19	Green Bay Gamblers	USHL	6	1	0	1	2	-1	-	-	-	-	-	-
2019-20	Chicago Steel	USHL	45	24	35	59	50	17	-	-	-	-	-	-
2020-21	University of Michigan	NCAA	24	10	11	21	18	10	-	-	-	-	-	-
2021-22	University of Michigan	NCAA	38	21	21	42	32	17	-	-	-	-	-	-
2021-22	Henderson Silver Knights	AHL	6	3	5	8	4	0	2	0	0	0	0	1
2022-23	Henderson Silver Knights	AHL	53	13	18	31	56	-6	-	-	-	-	-	-
<i>Junior Total</i>			<i>51</i>	<i>25</i>	<i>35</i>	<i>60</i>	<i>52</i>	<i>16</i>	<i>0</i>	<i>0</i>	<i>0</i>	<i>0</i>	<i>0</i>	<i>0</i>
<i>NCAA Total</i>			<i>62</i>	<i>31</i>	<i>32</i>	<i>63</i>	<i>50</i>	<i>27</i>	<i>0</i>	<i>0</i>	<i>0</i>	<i>0</i>	<i>0</i>	<i>0</i>
<i>Professional Total</i>			<i>59</i>	<i>16</i>	<i>23</i>	<i>39</i>	<i>60</i>	<i>-6</i>	<i>2</i>	<i>0</i>	<i>0</i>	<i>0</i>	<i>0</i>	<i>1</i>
<i>AHL Total</i>			<i>59</i>	<i>16</i>	<i>23</i>	<i>39</i>	<i>60</i>	<i>-6</i>	<i>2</i>	<i>0</i>	<i>0</i>	<i>0</i>	<i>0</i>	<i>1</i>
<i>Henderson Total</i>			<i>59</i>	<i>16</i>	<i>23</i>	<i>39</i>	<i>60</i>	<i>-6</i>	<i>2</i>	<i>0</i>	<i>0</i>	<i>0</i>	<i>0</i>	<i>1</i>

### Career Highlights

- Signed entry-level contract with Vegas on 4/30/22
- NCAA BIG Second All-Star Team in 2022
- Represented United States at 2022 Winter Olympics
- Won gold medal with United States at 2021 World Junior Championship
- Represented United States at 2022 Winter Olympics
- USHL Rookie of the Year and First Team All-Star in 2019-20

### AHL Single-Game Highs

Goals: 2 (3/24/23 vs CV)  
 Assists: 3 (12/16/22 vs SJ)  
 Points: 3 (Occurred 3 times)  
 PIM: 22 (3/25/23 @ CV)  
 Hat Tricks: None

### AHL Longest Streaks

Goals: 3 (4/13/22-4/16/22)  
 Assists: 3 (Occurred twice)  
 Points: 5 (2/26/23-3/8/23)

### AHL Firsts

First Game: 4/13/22 vs STK  
 First Goal: 4/13/22 vs STK  
 First Assist: 4/15/22 vs STK





# Spencer Foo

# 37

(SPEHN-suhr FOO)

Forward | 6-0 | 190 | May 19, 1994 | Edmonton, AB  
Drafted: Undrafted

Year	Team	LGE	Regular Season						Playoffs						
			GP	G	A	P	PIM	+/-	GP	G	A	P	PIM	+/-	
2014-15	Union College	NCAA	39	11	14	25	24	9	-	-	-	-	-	-	-
2015-16	Union College	NCAA	36	12	13	25	14	1	-	-	-	-	-	-	-
2016-17	Union College	NCAA	38	26	36	62	24	29	-	-	-	-	-	-	-
2017-18	Calgary Flames	NHL	4	2	0	2	0	1	-	-	-	-	-	-	-
2017-18	Stockton Heat	AHL	62	20	19	39	41	6	-	-	-	-	-	-	-
2018-19	Stockton Heat "A"	AHL	67	17	21	38	36	-19	-	-	-	-	-	-	-
2019-20	Kunlun Red Star	KHL	58	8	17	25	18	-3	-	-	-	-	-	-	-
2020-21	Kunlun Red Star	KHL	48	9	9	18	36	-11	-	-	-	-	-	-	-
2021-22	Kunlun Red Star	KHL	48	14	19	33	18	-21	-	-	-	-	-	-	-
2022-23	Henderson Silver Knights	AHL	60	6	8	14	16	-11	-	-	-	-	-	-	-
<i>NCAA Total</i>			<i>113</i>	<i>49</i>	<i>63</i>	<i>112</i>	<i>62</i>	<i>39</i>	<i>0</i>	<i>0</i>	<i>0</i>	<i>0</i>	<i>0</i>	<i>0</i>	<i>0</i>
<i>Professional Total</i>			<i>347</i>	<i>76</i>	<i>93</i>	<i>169</i>	<i>165</i>	<i>-58</i>	<i>0</i>	<i>0</i>	<i>0</i>	<i>0</i>	<i>0</i>	<i>0</i>	<i>0</i>
<i>AHL Total</i>			<i>189</i>	<i>43</i>	<i>48</i>	<i>91</i>	<i>93</i>	<i>-24</i>	<i>0</i>	<i>0</i>	<i>0</i>	<i>0</i>	<i>0</i>	<i>0</i>	<i>0</i>
<i>NHL Total</i>			<i>4</i>	<i>2</i>	<i>0</i>	<i>2</i>	<i>0</i>	<i>1</i>	<i>0</i>	<i>0</i>	<i>0</i>	<i>0</i>	<i>0</i>	<i>0</i>	<i>0</i>
<i>Henderson Total</i>			<i>60</i>	<i>6</i>	<i>8</i>	<i>14</i>	<i>16</i>	<i>-11</i>	<i>0</i>	<i>0</i>	<i>0</i>	<i>0</i>	<i>0</i>	<i>0</i>	<i>0</i>

### Career Highlights

- Signed contract with Vegas Golden Knights on 7/14/22
- Led KHL Kunlun in scoring in 2021-22
- Ranked 12th in AHL rookie goal-scoring in 2017-18
- Hobey Baker Finalist and First Team All ECAC in 2016-17
- Tied for ECAC scoring title in 2016-17
- ECAC All-Rookie Team in 2014-15
- 14th player in Union College Division I history to break 100 points

### AHL Single-Game Highs

Goals: 3 (12/6/17 @ SJ)  
 Assists: 2 (Occurred 3 times)  
 Points: 3 (Occurred 4 times)  
 PIM: 10 (4/13/18 @ ONT)  
 Hat Tricks: 12/6/17 @ SJ

### AHL Longest Streaks

Goals: 3 (1/20/18-1/27/18)  
 Assists: 4 (1/19/18-1/27/18)  
 Points: 6 (2/17/18-3/14/18)

### AHL Firsts

First Game: 10/6/17 vs BAK  
 First Goal: 10/20/17 vs SD  
 First Assist: 10/20/17 vs SD





# Lukas Cormier

# 40

(LOO-kuhs KOHR-mee-ay)

Defense | 5-10 | 184 | Mar. 27, 2002 | Ste-Marie-de-Kent, NB  
Drafted: 2020, Vegas Golden Knights - 3rd Rd (68th Overall)

Year	Team	LGE	Regular Season						Playoffs					
			GP	G	A	P	PIM	+/-	GP	G	A	P	PIM	+/-
2018-19	Charlottetown Islanders	QMJHL	63	15	21	36	46	24	6	1	4	5	0	1
2019-20	Charlottetown Islanders	QMJHL	44	6	30	36	28	12	-	-	-	-	-	-
2020-21	Charlottetown Islanders	QMJHL	39	16	38	54	36	35	8	2	7	9	6	0
2021-22	Charlottetown Islanders "A"	QMJHL	62	33	48	81	60	40	15	8	13	21	14	13
2022-23	Henderson Silver Knights	AHL	60	10	25	35	40	-10	-	-	-	-	-	-
<i>Junior Total</i>			<i>208</i>	<i>70</i>	<i>137</i>	<i>207</i>	<i>170</i>	<i>111</i>	<i>29</i>	<i>11</i>	<i>24</i>	<i>35</i>	<i>20</i>	<i>14</i>
<i>Professional Total</i>			<i>60</i>	<i>10</i>	<i>25</i>	<i>35</i>	<i>40</i>	<i>-10</i>	<i>0</i>	<i>0</i>	<i>0</i>	<i>0</i>	<i>0</i>	<i>0</i>
<i>AHL Total</i>			<i>60</i>	<i>10</i>	<i>25</i>	<i>35</i>	<i>40</i>	<i>-10</i>	<i>0</i>	<i>0</i>	<i>0</i>	<i>0</i>	<i>0</i>	<i>0</i>
<i>Henderson Total</i>			<i>60</i>	<i>10</i>	<i>25</i>	<i>35</i>	<i>40</i>	<i>-10</i>	<i>0</i>	<i>0</i>	<i>0</i>	<i>0</i>	<i>0</i>	<i>0</i>

### Career Highlights

- Signed entry-level contract with Vegas on 12/31/20
- QMJHL Defenseman of the Year in 2021 and 2022
- QMJHL First All-Star Team in 2021 and 2022
- Won gold medal with Canada at 2022 World Junior Championship
- Won silver medal with Canada at 2019 Hlinka Gretzky Cup
- QMJHL All-Rookie Team in 2019

### AHL Single-Game Highs

Goals: 1  
 Assists: 2 (Occurred 3 times)  
 Points: 2 (Occurred 6 times)  
 PIM: 4 (12/9/22)  
 Hat Tricks: None


### AHL Longest Streaks

Goals: 1  
 Assists: 3 (Occurred twice)  
 Points: 4 (2/11/23-2/22/23)

### AHL Firsts

First Game: 10/15/22 vs TUC  
 First Goal: 11/5/22 vs BAK  
 First Assist: 10/15/22 vs TUC





# Daniil Miromanov

# 42

(DAN-yehl meer-uh-MAN-ov)

Defense | 6-4 | 202 | Jul. 11, 1997 | Moskva, RUS  
Drafted: Undrafted

Year	Team	LGE	Regular Season						Playoffs					
			GP	G	A	P	PIM	+/-	GP	G	A	P	PIM	+/-
2015-16	Acadie-Bathurst Titan	OMJHL	64	22	20	42	18	-6	5	6	0	6	0	2
2016-17	Acadie-Bathurst Titan	OMJHL	68	22	40	62	20	6	11	1	3	4	2	-3
2017-18	Moncton Wildcats	OMJHL	38	8	24	32	12	-14	12	1	9	10	6	-6
2017-18	HK Sochi	KHL	15	0	0	0	2	-2	-	-	-	-	-	-
2017-18	Dizel Penza	VHL	10	1	1	2	6	0	-	-	-	-	-	-
2018-19	HC Dynamo Pardubice	Czech	16	1	3	4	8	-4	-	-	-	-	-	-
2018-19	LHK Jestrabi Prostejov	Czech 2	1	0	1	1	0	2	-	-	-	-	-	-
2018-19	Manchester Monarchs	ECHL	49	13	27	40	26	15	11	2	2	4	4	3
2019-20	SKA-Neva St. Petersburg	VHL	43	9	13	22	22	20	9	0	3	3	2	2
2020-21	HK Sochi	KHL	58	10	19	29	16	-20	-	-	-	-	-	-
2020-21	Henderson Silver Knights	AHL	6	0	0	0	2	1	5	0	2	2	0	0
2021-22	Vegas Golden Knights	NHL	11	0	1	1	2	0	-	-	-	-	-	-
2021-22	Henderson Silver Knights	AHL	53	11	29	40	30	11	-	-	-	-	-	-
2022-23	Vegas Golden Knights	NHL	14	2	4	6	2	-6	-	-	-	-	-	-
2022-23	Henderson Silver Knights	AHL	31	9	13	22	10	-9	-	-	-	-	-	-
<i>Junior Total</i>			170	52	84	136	50	-14	28	8	12	20	8	-7
<i>Professional Total</i>			307	56	111	167	126	8	25	2	7	9	6	5
<i>NHL Total</i>			25	2	5	7	4	-6	0	0	0	0	0	0
<i>AHL Total</i>			90	20	42	62	42	3	5	0	2	2	0	0
<i>Henderson Total</i>			90	20	42	62	42	3	5	0	2	2	0	0

### Career Highlights

- Signed NHL contract with Vegas Golden Knights on 3/16/21
- Made NHL debut with Vegas Golden Knights on 10/24/21
- Finished eighth among KHL defensemen in scoring in 2020-21
- Finished second among ECHL defensemen in scoring in 2018-19

### AHL Single-Game Highs

Goals: 3 (4/4/22 vs RFD)  
Assists: 2 (Occurred 8 times)  
Points: 3 (Occurred twice)  
PIM: 4 (11/6/21 vs TUC)  
Hat Tricks: 1 (4/4/22 vs RFD)

### AHL Longest Streaks

Goals: 4 (11/12/22-11/19/22)  
Assists: 3 (Occurred twice)  
Points: 4 (Occurred twice)

### AHL Firsts

First Game: 5/1/21 @ SJ  
First Goal: 10/15/21 vs COL  
First Assist: 5/26/21 vs BAK





# Layton Ahac

# 44

*(LAY-tuhn AY-hack)*

Defense | 6-2 | 201 | Feb. 22, 2001 | North Vancouver, BC  
Drafted: 2019, Vegas Golden Knights - 3rd Rd (86th Overall)

Year	Team	LGE	Regular Season							Playoffs					
			GP	G	A	P	PIM	+/-	GP	G	A	P	PIM	+/-	
2019-20	Ohio State University	NCAA	36	0	3	3	25	10	-	-	-	-	-	-	-
2020-21	Ohio State University	NCAA	27	1	8	9	21	-7	-	-	-	-	-	-	
2020-21	Henderson Silver Knights	AHL	13	0	2	2	4	2	1	0	0	0	0	-1	
2021-22	Henderson Silver Knights	AHL	31	0	5	5	8	-3	2	1	0	1	2	0	
2022-23	Henderson Silver Knights	AHL	34	1	3	4	16	-2	-	-	-	-	-	-	
<i>NCAA Total</i>			<i>63</i>	<i>1</i>	<i>11</i>	<i>12</i>	<i>46</i>	<i>3</i>	<i>0</i>	<i>0</i>	<i>0</i>	<i>0</i>	<i>0</i>	<i>0</i>	
<i>Professional Total</i>			<i>78</i>	<i>1</i>	<i>10</i>	<i>11</i>	<i>28</i>	<i>-3</i>	<i>3</i>	<i>1</i>	<i>0</i>	<i>1</i>	<i>2</i>	<i>0</i>	
<i>AHL Total</i>			<i>78</i>	<i>1</i>	<i>10</i>	<i>11</i>	<i>28</i>	<i>-3</i>	<i>3</i>	<i>1</i>	<i>0</i>	<i>1</i>	<i>2</i>	<i>0</i>	
<i>Henderson Total</i>			<i>78</i>	<i>1</i>	<i>10</i>	<i>11</i>	<i>28</i>	<i>-3</i>	<i>3</i>	<i>1</i>	<i>0</i>	<i>1</i>	<i>2</i>	<i>-</i>	

### Career Highlights

- Signed to entry-level contract with Vegas on 3/30/21
- 2019 BCHL Champion with Prince George Spruce Kings
- 2018-19 BCHL Second Team All-Star
- Finalist for BCHL Defenseman of the Year in 2019
- 2017-18 BCHL All-Rookie Team

### AHL Single-Game Highs

Goals: 1  
 Assists: 2 (4/23/22 vs SJ)  
 Points: 2 (Occurred twice)  
 PIM: 4 (10/15/22)  
 Hat Tricks: None

### AHL Longest Streaks

Goals: 1  
 Assists: 1  
 Points: 1

### AHL Firsts

First Game: 4/15/21 vs TUC  
 First Goal: 5/6/22 vs COL  
 First Assist: 5/15/21 vs BAK





# Jake Bischoff "A" 45

(JAYK BIHSH-awf)

Defense | 6-1 | 187 | Jul. 25, 1994 | Grand Rapids, MN  
 Drafted: 2012, NY Islanders - 7th Rd (185th Overall)

Year	Team	LGE	Regular Season							Playoffs						
			GP	G	A	P	PIM	+/-	GP	G	A	P	PIM	+/-		
2011-12	Omaha Lancers	USHL	10	0	1	1	2	0	-	-	-	-	-	-	-	
2012-13	Omaha Lancers	USHL	12	0	2	2	0	-6	-	-	-	-	-	-	-	
2013-14	Univ. of Minnesota	NCAA	28	3	4	7	8	15	-	-	-	-	-	-	-	
2014-15	Univ. of Minnesota	NCAA	36	3	8	11	0	10	-	-	-	-	-	-	-	
2015-16	Univ. of Minnesota "A"	NCAA	37	6	12	18	14	1	-	-	-	-	-	-	-	
2016-17	Univ. of Minnesota "A"	NCAA	38	5	27	32	16	11	-	-	-	-	-	-	-	
2016-17	Bridgeport Sound Tigers	AHL	6	2	1	3	2	-2	-	-	-	-	-	-	-	
2017-18	Chicago Wolves	AHL	69	7	16	23	34	23	3	0	0	0	0	0	-1	
2018-19	Chicago Wolves	AHL	60	2	11	13	20	11	22	0	5	5	2	5	5	
2019-20	Vegas Golden Knights	NHL	4	0	0	0	4	-2	-	-	-	-	-	-	-	
2019-20	Chicago Wolves	AHL	52	3	6	9	24	-15	-	-	-	-	-	-	-	
2020-21	Henderson Silver Knights "A"	AHL	7	1	1	2	2	2	-	-	-	-	-	-	-	
2021-22	Did Not Play	--	-	-	-	-	-	-	-	-	-	-	-	-	-	
2022-23	Henderson Silver Knights "A"	AHL	51	5	11	16	22	-12	-	-	-	-	-	-	-	
<i>Junior Total</i>			22	0	3	3	2	-6	0	0	0	0	0	0	0	
<i>NCAA Total</i>			139	17	51	68	38	37	-	-	-	-	-	-	-	
<i>Professional Total</i>			249	20	46	66	108	5	25	0	5	5	2	4	4	
<i>AHL Total</i>			245	20	46	66	104	7	25	0	5	5	2	4	4	
<i>NHL Total</i>			4	0	0	0	4	-2	0	0	0	0	0	0	0	
<i>Henderson Total</i>			58	6	12	18	24	-10	0	0	0	0	0	0	0	

### Career Highlights

- Made NHL debut with Vegas Golden Knights on 10/19/19 @ PIT
- B1G Conference Defensive Player of the Year in 2016-17
- B1G Conference First All-Star Team in 2016-17
- B1G Regular Season Conference Champion in 2014, 2015, 2016, and 2017
- B1G Conference Champion in 2015
- 3-time winner of U. of Minnesota's Dr. V. George Nagobads Unsung Hero Award
- Received Reed Larson Award in 2013
- Step-brother of Anaheim Ducks draft pick Blake McLaughlin

### AHL Single-Game Highs

Goals: 1  
 Assists: 2 (Occurred twice)  
 Points: 2 (Occurred 5 times)  
 PIM: 4 (Occurred 4 times)  
 Hat Tricks: None

### AHL Longest Streaks

Goals: 2 (4/7/18-4/10/18)  
 Assists: 2 (Occurred 5 times)  
 Points: 4 (4/3/18-4/10/18)

### AHL Firsts

First Game: 3/31/17 @ LV  
 First Goal: 3/31/17 @ LV  
 First Assist: 3/31/17 @ LV





# Jonas Rondbjerg

# 46

(YOH-nuhs ROHND-b'yuhrg)

Forward | 6-2 | 206 | Mar. 31, 1999 | Rungsted, DEN  
Drafted: 2017, Vegas Golden Knights - 3rd Rd (65th Overall)

Year	Team	LGE	Regular Season							Playoffs						
			GP	G	A	P	PIM	+/-	GP	G	A	P	PIM	+/-		
2012-13	Rungsted U20	Den U20	0	0	0	0	0	0	-	1	0	0	0	0	0	
2013-14	Gladsaxe U20	Den U20	7	3	4	7	2	-	-	-	-	-	-	-	-	
2014-15	Rungsted	DEN	30	3	1	4	0	-9	7	0	1	1	0	1	-	
2015-16	Rungsted U20	Den U20	1	0	0	0	0	-	-	-	-	-	-	-	-	
2015-16	Rungsted Seier Capital	DEN	35	10	4	14	6	3	4	1	1	2	2	-1	-	
2016-17	Vaxjo Lakers J20	SuperElit	42	9	22	31	4	13	7	2	3	5	0	2	-	
2016-17	Vaxjo Lakers	SHL	5	0	0	0	0	0	-	-	-	-	-	-	-	
2017-18	Vaxjo Lakers J20	SuperElit	1	0	0	0	0	0	4	1	4	5	0	-2	-	
2017-18	Vaxjo Lakers	SHL	35	6	5	11	4	8	-	-	-	-	-	-	-	
2017-18	IF Troja-Ljungby	Allsvenskan	5	1	0	1	2	-2	3	0	0	0	0	-1	-	
2018-19	Vaxjo Lakers	SHL	45	2	4	6	6	-9	5	0	0	0	0	0	-	
2019-20	Chicago Wolves	AHL	1	0	0	0	0	0	-	-	-	-	-	-	-	
2020-21	Rungsted Seier Capital	DEN	5	0	2	2	0	-	-	-	-	-	-	-	-	
2020-21	Henderson Silver Knights	AHL	38	6	7	13	6	9	5	2	0	2	0	2	-	
2021-22	Vegas Golden Knights	NHL	30	2	4	6	4	0	-	-	-	-	-	-	-	
2021-22	Henderson Silver Knights	AHL	38	14	13	27	2	7	2	0	0	0	2	0	-	
2022-23	Vegas Golden Knights	NHL	13	0	1	1	4	-5	-	-	-	-	-	-	-	
2022-23	Henderson Silver Knights	AHL	51	12	14	26	8	-1	-	-	-	-	-	-	-	
<i>Junior Total</i>			<i>51</i>	<i>12</i>	<i>26</i>	<i>38</i>	<i>6</i>	<i>13</i>	<i>12</i>	<i>3</i>	<i>7</i>	<i>10</i>	<i>0</i>	<i>0</i>	<i>0</i>	
<i>Professional Total</i>			<i>331</i>	<i>56</i>	<i>55</i>	<i>111</i>	<i>42</i>	<i>1</i>	<i>26</i>	<i>3</i>	<i>2</i>	<i>5</i>	<i>4</i>	<i>1</i>	<i>1</i>	
<i>AHL Total</i>			<i>128</i>	<i>32</i>	<i>34</i>	<i>66</i>	<i>16</i>	<i>15</i>	<i>7</i>	<i>2</i>	<i>0</i>	<i>2</i>	<i>2</i>	<i>2</i>	<i>2</i>	
<i>NHL Total</i>			<i>43</i>	<i>2</i>	<i>5</i>	<i>7</i>	<i>8</i>	<i>-5</i>	<i>0</i>	<i>0</i>	<i>0</i>	<i>0</i>	<i>0</i>	<i>0</i>	<i>0</i>	
<i>Henderson Total</i>			<i>127</i>	<i>32</i>	<i>34</i>	<i>66</i>	<i>16</i>	<i>15</i>	<i>7</i>	<i>2</i>	<i>0</i>	<i>2</i>	<i>2</i>	<i>2</i>	<i>2</i>	

### Career Highlights

- Made NHL debut with VGK on 10/14/21 @ LAK
- Scored first NHL goal on 11/11/21 vs MIN
- Represented Denmark four times at World Junior Championships (2016-19)
- Named Top 3 Player for Denmark at 2018 and 2019 WJC
- SHL Champion in 2018

### AHL Single-Game Highs

Goals: 2 (Occurred 3 times)  
Assists: 2 (Occurred 4 times)  
Points: 2 (Occurred 12 times)  
PIM: 2  
Hat Tricks: None

### AHL Firsts

First Game: 10/5/19 vs GR  
First Goal: 2/8/21 vs ONT  
First Assist: 3/27/21 vs COL

### AHL Longest Streaks

Goals: 2 (4/30/21-5/1/21)  
Assists: 3 (12/11/21-12/15/21)  
Points: 3 (Occurred 4 times)





# Gemel Smith

# 48

(juh-MEHL SMIHTH)

Forward | 6-0 | 210 | Apr. 16, 1994 | Toronto, ON

Drafted: 2012, Dallas Stars - 4th Rd (104th Overall)

Year	Team	LGE	Regular Season						Playoffs					
			GP	G	A	P	PIM	+/-	GP	G	A	P	PIM	+/-
2010-11	Owen Sound Attack	OHL	66	8	8	16	14	8	21	1	2	3	2	1
2011-12	Owen Sound Attack	OHL	68	21	39	60	51	9	5	1	2	3	10	1
2012-13	Owen Sound Attack	OHL	61	23	29	52	54	17	12	7	3	10	10	-2
2013-14	Owen Sound Attack	OHL	40	26	22	48	37	-4	-	-	-	-	-	-
2013-14	London Knights	OHL	29	11	16	27	10	3	9	3	9	12	9	4
2014-15	Texas Stars	AHL	68	10	17	27	38	9	-	-	-	-	-	-
2015-16	Texas Stars	AHL	65	13	13	26	24	-2	3	0	0	0	2	-1
2015-16	Idaho Steelheads	ECHL	4	1	3	4	2	0	-	-	-	-	-	-
2016-17	Dallas Stars	NHL	17	3	3	6	21	-1	-	-	-	-	-	-
2016-17	Texas Stars	AHL	53	12	21	33	44	3	-	-	-	-	-	-
2017-18	Dallas Stars	NHL	46	6	5	11	17	5	-	-	-	-	-	-
2018-19	Dallas Stars	NHL	14	2	1	3	0	-1	-	-	-	-	-	-
2018-19	Boston Bruins	NHL	3	0	0	0	0	-3	-	-	-	-	-	-
2018-19	Providence Bruins	AHL	47	16	24	40	32	6	2	0	0	0	0	-1
2019-20	Tampa Bay Lightning	NHL	3	1	0	1	4	0	-	-	-	-	-	-
2019-20	Syracuse Crunch	AHL	50	22	18	40	50	0	-	-	-	-	-	-
2020-21	Tampa Bay Lightning	NHL	5	0	3	3	11	3	-	-	-	-	-	-
2020-21	Syracuse Crunch	AHL	3	3	3	6	7	5	-	-	-	-	-	-
2021-22	Detroit Red Wings	NHL	3	0	1	1	5	-2	-	-	-	-	-	-
2021-22	Grand Rapids Griffins	AHL	3	0	1	1	8	1	-	-	-	-	-	-
2021-22	Syracuse Crunch	AHL	13	5	3	8	2	1	3	1	0	1	0	0
2022-23	Syracuse Crunch	AHL	35	13	24	37	89	7	-	-	-	-	-	-
2022-23	Henderson Silver Knights	AHL	17	5	10	15	44	2	-	-	-	-	-	-
<i>Junior Total</i>			264	89	114	203	166	33	47	12	16	28	31	4
<i>Professional Total</i>			449	112	150	262	398	33	8	1	0	1	2	-2
<i>AHL Total</i>			354	99	134	233	338	32	8	1	0	1	2	-2
<i>NHL Total</i>			91	12	13	25	58	1	0	0	0	0	0	0
<i>Henderson Total</i>			17	5	10	15	44	2	0	0	0	0	0	0

### Career Highlights

- Loaned to HSK by Tampa Bay on 2/16/23
- Career-best 14-game points streak in November-December
- Gold Medal with Canada at 2011 Ivan Hlinka Tournament
- Bronze Medal with Canada at 2012 U-18 WJC

### AHL Single-Game Highs

Goals: 3 (Occurred 3 times)  
 Assists: 3 (Occurred twice)  
 Points: 5 (3/24/21 @ WBS)  
 PIM: 25 (12/10/22 vs UTC)  
 Hat Tricks: 3 (Most recent: 3/24/21 @ WBS)


### AHL Longest Streaks

Goals: 4 (12/11/19-12/18/19)  
 Assists: 7 (10/14/22-10/29/22)  
 Points: 14 (11/12/22-12/28/22)

### AHL Firsts

First Game: 10/17/14 @ OKC  
 First Goal: 12/26/14 @ SA  
 First Assist: 10/17/14 @ OKC





# Byron Froese "A"

# 51

(BIGH-ruhn FRAYZ)

Forward | 6-0 | 190 | Mar. 12, 1991 | Winkler, MB  
Drafted: 2009, Chicago Blackhawks - 4th Rd (119th Overall)

Year	Team	LGE	Regular Season						Playoffs					
			GP	G	A	P	PIM	+/-	GP	G	A	P	PIM	+/-
2008-09	Everett Silvertips	WHL	72	19	38	57	30	-13	5	0	3	3	4	0
2009-10	Everett Silvertips	WHL	70	29	32	61	37	22	7	3	2	5	0	-3
2010-11	Red Deer Rebels	WHL	70	43	38	81	37	12	9	5	2	7	4	0
2011-12	Rockford IceHogs	AHL	57	4	6	10	17	-10	-	-	-	-	-	-
2011-12	Toledo Walleye	ECHL	3	1	1	2	2	2	-	-	-	-	-	-
2012-13	Rockford IceHogs	AHL	9	0	2	2	4	1	-	-	-	-	-	-
2012-13	Toledo Walleye	ECHL	38	12	21	33	12	11	6	2	4	6	6	-7
2013-14	Rockford IceHogs	AHL	28	0	5	5	14	1	-	-	-	-	-	-
2013-14	Cincinnati Cyclones	ECHL	25	11	10	21	20	7	23	8	17	25	20	7
2014-15	Cincinnati Cyclones	ECHL	17	8	16	24	14	3	-	-	-	-	-	-
2014-15	San Antonio Rampage	AHL	3	0	0	0	2	-2	-	-	-	-	-	-
2014-15	Toronto Marlies	AHL	46	18	24	42	26	22	5	1	3	4	4	-2
2015-16	Toronto Maple Leafs	NHL	56	2	3	5	16	-11	-	-	-	-	-	-
2015-16	Toronto Marlies	AHL	4	3	0	3	0	-1	-	-	-	-	-	-
2016-17	Toronto Maple Leafs	NHL	2	0	0	0	5	0	-	-	-	-	-	-
2016-17	Toronto Marlies "A"	AHL	48	24	15	39	18	9	-	-	-	-	-	-
2016-17	Tampa Bay Lightning	NHL	4	0	0	0	0	-3	-	-	-	-	-	-
2016-17	Syracuse Crunch	AHL	6	3	4	7	4	-3	22	6	7	13	8	9
2017-18	Montreal Canadiens	NHL	48	3	8	11	26	0	-	-	-	-	-	-
2017-18	Laval Rocket "C"	AHL	13	3	8	11	6	-1	-	-	-	-	-	-
2018-19	Laval Rocket "C"	AHL	46	14	16	30	23	2	-	-	-	-	-	-
2018-19	Lehigh Valley Phantoms	AHL	24	7	7	14	28	0	-	-	-	-	-	-
2019-20	Stockton Heat "C"	AHL	46	19	23	42	44	-7	-	-	-	-	-	-
2020-21	Calgary Flames	NHL	6	1	0	1	2	1	-	-	-	-	-	-
2020-21	Stockton Heat	AHL	15	4	1	5	8	-1	-	-	-	-	-	-
2021-22	Stockton Heat "C"	AHL	55	20	17	37	46	-4	13	1	9	10	10	2
2022-23	Vegas Golden Knights	NHL	9	1	1	2	4	0	-	-	-	-	-	-
2022-23	Henderson Silver Knights "A"	AHL	55	9	24	33	40	0	-	-	-	-	-	-
<i>Junior Total</i>			272	97	108	199	104	27	27	8	7	15	8	-3
<i>Professional Total</i>			663	167	212	379	381	16	69	18	40	58	48	9
<i>NHL Total</i>			125	7	12	19	53	-13	0	0	0	0	0	0
<i>AHL Total</i>			455	128	152	280	280	6	40	8	19	27	22	9
<i>Henderson Total</i>			55	9	24	33	40	0	0	0	0	0	0	0

### Career Highlights

- Signed contract with Vegas on 7/13/22
- Played 400th AHL game on 4/30/22 @ BAK
- Scored 100th AHL goal on 11/5/21 vs ABB
- Served as first captain of Laval Rocket
- Represented Canada at 2009 U18 World Championship

### AHL Single-Game Highs

Goals: 3 (12/7/21 vs SJ)  
Assists: 3 (Occurred 4 times)  
Points: 3 (Occurred 12 times)  
PIM: 6 (Occurred twice)  
Hat Tricks: None

### AHL Longest Streaks

Goals: 5 (2/5/17-2/12/17)  
Assists: 6 (1/24/20-2/14/20)  
Points: 9 (4/2/22-4/22/22)

### AHL Firsts

First Game: 10/8/11 vs GR  
First Goal: 12/9/11 vs CHI  
First Assist: 12/17/11 vs MIL





# Jermaine Loewen

# 54

(jer-MAIN LOH-wehn)

Forward | 6-4 | 235 | Jan. 18, 1998 | Mandeville, JAM  
Drafted: 2018, Dallas Stars - 7th Rd (199th Overall)

Year	Team	LGE	Regular Season						Playoffs					
			GP	G	A	P	PIM	+/-	GP	G	A	P	PIM	+/-
2014-15	Kamloops Blazers	WHL	37	0	0	0	24	-9	-	-	-	-	-	-
2015-16	Kamloops Blazers	WHL	67	8	7	15	96	-5	7	0	0	0	8	-1
2016-17	Kamloops Blazers	WHL	66	6	11	17	115	4	6	1	1	2	10	4
2017-18	Kamloops Blazers	WHL	66	36	28	64	80	15	-	-	-	-	-	-
2018-19	Kamloops Blazers "C"	WHL	59	28	18	46	44	20	6	3	3	6	0	-2
2019-20	Chicago Wolves	AHL	31	1	1	2	62	-9	-	-	-	-	-	-
2019-20	Fort Wayne Komets	ECHL	19	3	1	4	23	4	-	-	-	-	-	-
2020-21	Henderson Silver Knights	AHL	22	0	1	1	55	-6	-	-	-	-	-	-
2021-22	Henderson Silver Knights	AHL	44	6	7	13	84	15	2	0	0	0	0	-3
2022-23	Henderson Silver Knights	AHL	47	2	3	5	82	-3	-	-	-	-	-	-
<i>Junior Total</i>			<i>295</i>	<i>78</i>	<i>64</i>	<i>142</i>	<i>359</i>	<i>25</i>	<i>19</i>	<i>4</i>	<i>4</i>	<i>8</i>	<i>18</i>	<i>1</i>
<i>Professional Total</i>			<i>163</i>	<i>12</i>	<i>13</i>	<i>25</i>	<i>306</i>	<i>1</i>	<i>2</i>	<i>0</i>	<i>0</i>	<i>0</i>	<i>0</i>	<i>0</i>
<i>AHL Total</i>			<i>144</i>	<i>9</i>	<i>12</i>	<i>21</i>	<i>283</i>	<i>-3</i>	<i>2</i>	<i>0</i>	<i>0</i>	<i>0</i>	<i>0</i>	<i>-3</i>
<i>Henderson Total</i>			<i>113</i>	<i>8</i>	<i>11</i>	<i>19</i>	<i>221</i>	<i>6</i>	<i>2</i>	<i>0</i>	<i>0</i>	<i>0</i>	<i>0</i>	<i>-3</i>

### Career Highlights

- First Jamaican-born player drafted into the NHL
- Set career-highs in goals, assists, and points in 2021-22
- Led HSK in plus/minus in 2021-22
- Ranked 6th among all AHL rookies in PIM in 2020-21
- Led WHL Kamloops in goals, points, and plus/minus in 2017-18
- Teammate of Dylan Ferguson with WHL Kamloops

### AHL Single-Game Highs

Goals: 1  
 Assists: 2 (10/30/21 vs BAK)  
 Points: 3 (10/30/21 vs BAK)  
 PIM: 21 (11/28/21 vs IA)  
 Hat Tricks: None

### AHL Longest Streaks

Goals: 1  
 Assists: 2 (10/30/21-11/3/21)  
 Points: 2 (10/30/21-11/3/21)

### AHL Firsts

First Game: 10/11/19 @ SA  
 First Goal: 12/7/19 @ MB  
 First Assist: 11/29/19 @ RFD





# Sheldon Rempal

# 56

(SHEHL-duhn REHMP-uhl)

Forward | 5-11 | 175 | Aug. 7, 1995 | Calgary, AB  
 Drafted: Undrafted

Year	Team	LGE	Regular Season						Playoffs						
			GP	G	A	P	PIM	+/-	GP	G	A	P	PIM	+/-	
2016-17	Clarkson University	NCAA	39	11	12	23	14	0	-	-	-	-	-	-	-
2017-18	Clarkson University	NCAA	39	23	23	46	34	29	-	-	-	-	-	-	-
2018-19	Los Angeles Kings	NHL	7	0	0	0	0	-1	-	-	-	-	-	-	
2018-19	Ontario Reign	AHL	59	15	25	40	25	-28	-	-	-	-	-	-	
2019-20	Ontario Reign	AHL	56	4	17	21	44	-10	-	-	-	-	-	-	
2020-21	Carolina Hurricanes	NHL	3	0	0	0	0	0	-	-	-	-	-	-	
2020-21	Chicago Wolves	AHL	25	4	10	14	6	2	-	-	-	-	-	-	
2021-22	Vancouver Canucks	NHL	1	0	0	0	0	-1	-	-	-	-	-	-	
2021-22	Abbotsford Canucks	AHL	55	33	36	69	46	6	2	1	1	2	0	2	
2022-23	Henderson Silver Knights	AHL	65	23	30	53	48	0	-	-	-	-	-	-	
<i>NCAA Total</i>			<i>78</i>	<i>34</i>	<i>35</i>	<i>69</i>	<i>48</i>	<i>29</i>	<i>0</i>	<i>0</i>	<i>0</i>	<i>0</i>	<i>0</i>	<i>0</i>	
<i>Professional Total</i>			<i>271</i>	<i>79</i>	<i>118</i>	<i>197</i>	<i>169</i>	<i>-32</i>	<i>2</i>	<i>1</i>	<i>0</i>	<i>0</i>	<i>0</i>	<i>0</i>	
<i>NHL Total</i>			<i>11</i>	<i>0</i>	<i>0</i>	<i>0</i>	<i>0</i>	<i>-2</i>	<i>0</i>	<i>0</i>	<i>0</i>	<i>0</i>	<i>0</i>	<i>0</i>	
<i>AHL Total</i>			<i>260</i>	<i>79</i>	<i>118</i>	<i>197</i>	<i>169</i>	<i>-30</i>	<i>2</i>	<i>1</i>	<i>1</i>	<i>2</i>	<i>0</i>	<i>2</i>	
<i>Henderson Total</i>			<i>65</i>	<i>23</i>	<i>30</i>	<i>53</i>	<i>48</i>	<i>0</i>	<i>0</i>	<i>0</i>	<i>0</i>	<i>0</i>	<i>0</i>	<i>0</i>	

### Career Highlights

- Signed contract with Vegas on 7/13/22
- Set career-highs in goals, assists, and points in 2021-22
- Ranked 6th in AHL in goals and 8th in points in 2021-22
- 2018-19 AHL All-Star
- NCAA (East) Second Team All-American and First Team All-ECAC in 2017-18
- 2017 ECAC All-Rookie Team

### AHL Single-Game Highs

Goals: 2 (Occurred 13 times)  
 Assists: 3 (2/7/22 vs TUC)  
 Points: 5 (2/7/22 vs TUC)  
 PIM: 12 (2/12/22 vs MB)  
 Hat Tricks: None

### AHL Longest Streaks

Goals: 6 (1/23/22-2/7/22)  
 Assists: 5 (11/30/21-12/11/21)  
 Points: 9 (3/29/22-4/26/22)

### AHL Firsts

First Game: 10/5/18 @ SJ  
 First Goal: 10/6/18 @ STK  
 First Assist: 10/5/18 @ SJ





# Connor Ford

# 60

(KAW-nuhr FOHRD)

Forward | 6-0 | 192 | Feb. 5, 1998 | Pittsburgh, PA  
Drafted: Undrafted

Year	Team	LGE	Regular Season							Playoffs					
			GP	G	A	P	PIM	+/-	GP	G	A	P	PIM	+/-	
2016-17	Sioux City Musketeers	USHL	52	9	11	20	12	20	13	1	4	5	0	4	
2017-18	Bowling Green State	NCAA	41	8	10	18	4	8	-	-	-	-	-	-	
2018-19	Bowling Green State	NCAA	40	17	17	34	16	9	-	-	-	-	-	-	
2019-20	Bowling Green State "A"	NCAA	36	12	22	34	16	-1	-	-	-	-	-	-	
2020-21	Bowling Green State "C"	NCAA	31	16	12	28	10	4	-	-	-	-	-	-	
2021-22	U. of North Dakota	NCAA	37	4	24	28	8	2	-	-	-	-	-	-	
2021-22	Henderson Silver Knights	AHL	11	1	0	1	0	-3	1	0	0	0	0	0	
2022-23	Henderson Silver Knights	AHL	58	7	10	17	12	-5	-	-	-	-	-	-	
<i>Junior Total</i>			<i>52</i>	<i>9</i>	<i>11</i>	<i>20</i>	<i>12</i>	<i>20</i>	<i>13</i>	<i>1</i>	<i>4</i>	<i>5</i>	<i>0</i>	<i>4</i>	
<i>NCAA Total</i>			<i>185</i>	<i>57</i>	<i>85</i>	<i>142</i>	<i>54</i>	<i>22</i>	<i>0</i>	<i>0</i>	<i>0</i>	<i>0</i>	<i>0</i>	<i>0</i>	
<i>Professional Total</i>			<i>69</i>	<i>8</i>	<i>10</i>	<i>18</i>	<i>12</i>	<i>-8</i>	<i>1</i>	<i>0</i>	<i>0</i>	<i>0</i>	<i>0</i>	<i>0</i>	
<i>AHL Total</i>			<i>69</i>	<i>8</i>	<i>10</i>	<i>18</i>	<i>12</i>	<i>-8</i>	<i>1</i>	<i>0</i>	<i>0</i>	<i>0</i>	<i>0</i>	<i>0</i>	
<i>Henderson Total</i>			<i>69</i>	<i>8</i>	<i>10</i>	<i>18</i>	<i>12</i>	<i>-8</i>	<i>1</i>	<i>0</i>	<i>0</i>	<i>0</i>	<i>0</i>	<i>0</i>	

### Career Highlights

- Signed AHL contract with Henderson on 4/1/22
- Named NCHC Best Defensive Forward in 2022
- WCHA First Team All-Star in 2021, Third Team All-Star in 2020
- 75th player in Bowling Green history to record 100 career points

### AHL Single-Game Highs

Goals: 1  
 Assists: 2 (1/21/23 @ COL)  
 Points: 3 (1/21/23 @ COL)  
 PIM: 2  
 Hat Tricks: None

### AHL Longest Streaks

Goals: 1  
 Assists: 2 (2/26/23-3/1/23)  
 Points: 3 (2/23/23-3/1/23)

### AHL Firsts

First Game: 4/1/22 @ BAK  
 First Goal: 4/23/22 vs SJ  
 First Assist: 10/15/22 vs TUC





# Sakari Manninen

# 64

(SAK-ahr-ee MAN-uhn-ihn)

Forward | 5-8 | 169 | Feb. 10, 1992 | Oulu, FIN  
Drafted: Undrafted

Year	Team	LGE	Regular Season						Playoffs					
			GP	G	A	P	PIM	+/-	GP	G	A	P	PIM	+/-
2010-11	Karpat U20	U20 SM	39	13	29	42	26	7	10	3	11	14	8	7
2011-12	Karpat U20 "A"	U20 SM	46	23	39	62	14	26	3	1	2	3	2	0
2012-13	Hokki	Mestis	38	13	16	29	8	11	4	0	3	3	0	-7
2013-14	Karpat U20	U20 SM	9	3	7	10	8	10	-	-	-	-	-	-
2013-14	Karpat	Liiga	7	0	0	0	2	-1	-	-	-	-	-	-
2013-14	Peliitat	Mestis	10	4	5	9	2	0	-	-	-	-	-	-
2013-14	KalPa	Liiga	8	1	0	1	4	0	-	-	-	-	-	-
2014-15	Karpat	Liiga	51	4	15	19	8	14	19	2	3	5	0	1
2014-15	Hokki	Mestis	3	2	5	7	0	4	-	-	-	-	-	-
2015-16	HPK	Liiga	51	10	21	31	12	-12	-	-	-	-	-	-
2015-16	Karpat	Liiga	10	1	4	5	2	2	13	2	5	7	2	3
2016-17	HPK	Liiga	57	16	24	40	12	24	7	2	3	5	0	-1
2017-18	Orebro HK	SHL	48	11	17	28	8	4	-	-	-	-	-	-
2018-19	Jokerit	KHL	62	20	28	48	14	15	6	2	0	2	2	-4
2019-20	Salavat Yulaev Ufa	KHL	56	10	21	31	22	-3	6	4	2	6	6	6
2020-21	Salavat Yulaev Ufa	KHL	55	19	33	52	10	18	9	2	3	5	6	5
2021-22	Salavat Yulaev Ufa	KHL	38	19	13	32	12	3	1	0	0	0	0	-1
2022-23	Henderson Silver Knights	AHL	48	11	23	34	24	-1	-	-	-	-	-	-
<i>Junior Total</i>			<i>94</i>	<i>39</i>	<i>75</i>	<i>114</i>	<i>48</i>	<i>43</i>	<i>13</i>	<i>4</i>	<i>13</i>	<i>17</i>	<i>10</i>	<i>7</i>
<i>Professional Total</i>			<i>542</i>	<i>141</i>	<i>225</i>	<i>366</i>	<i>140</i>	<i>78</i>	<i>65</i>	<i>14</i>	<i>19</i>	<i>33</i>	<i>16</i>	<i>2</i>
<i>AHL Total</i>			<i>48</i>	<i>11</i>	<i>23</i>	<i>34</i>	<i>24</i>	<i>-1</i>	<i>0</i>	<i>0</i>	<i>0</i>	<i>0</i>	<i>0</i>	<i>0</i>
<i>Henderson Total</i>			<i>48</i>	<i>11</i>	<i>23</i>	<i>34</i>	<i>24</i>	<i>-1</i>	<i>0</i>	<i>0</i>	<i>0</i>	<i>0</i>	<i>0</i>	<i>0</i>

### Career Highlights

- Signed contract with Vegas on 7/14/22
- Gold Medalist at Olympics and World Championships for Finland in 2022
- Olympic and World Championship All-Star in 2022
- Two-time Olympian with Finland
- Ranked 9th in KHL in scoring in 2020-21 and 2021-22
- 2014-15 Liiga Champion with Karpat

### AHL Single-Game Highs

Goals: 3 (3/24/23 vs CV)  
Assists: 2 (1/18/23 vs HSK)  
Points: 3 (3/24/23 vs CV)  
PIM: 4 (Occurred twice)  
Hat Tricks: 3/24/23 vs CV


### AHL Longest Streaks

Goals: 2 (3/18/23-3/24/23)  
Assists: 4 (11/20/22-11/27/22)  
Points: 4 (11/20/22-11/27/22)



### AHL Firsts

First Game: 10/14/22 vs TUC  
First Goal: 10/15/22 vs TUC  
First Assist: 10/15/22 vs TUC



# Dysin Mayo

(DIGH-sihn MAY-oh)

# 65

Defense | 6-2 | 195 | Aug. 17, 1996 | Victoria, BC  
Drafted: 2014, Arizona Coyotes - 5th Rd (133rd Overall)

Year	Team	LGE	Regular Season						Playoffs					
			GP	G	A	P	PIM	+/-	GP	G	A	P	PIM	+/-
2012-13	Edmonton Oil Kings	WHL	42	1	4	5	12	-3	19	0	4	4	2	12
2013-14	Edmonton Oil Kings	WHL	63	7	28	35	50	17	21	3	12	15	10	12
2014-15	Edmonton Oil Kings "A"	WHL	72	14	37	51	75	14	5	0	2	2	2	-4
2015-16	Edmonton Oil Kings "A"	WHL	71	6	37	43	86	0	6	0	0	0	8	-7
2015-16	Springfield Falcons	AHL	5	0	1	1	2	-4	-	-	-	-	-	-
2016-17	Tucson Roadrunners	AHL	25	1	2	3	0	-8	-	-	-	-	-	-
2016-17	Rapid City Rush	ECHL	25	1	15	16	4	-8	-	-	-	-	-	-
2017-18	Tucson Roadrunners	AHL	66	5	11	16	45	7	7	0	0	0	4	-2
2018-19	Tucson Roadrunners	AHL	67	2	4	6	46	-3	-	-	-	-	-	-
2019-20	Tucson Roadrunners	AHL	58	4	8	12	34	24	-	-	-	-	-	-
2020-21	Tucson Roadrunners "A"	AHL	35	1	3	4	22	-7	1	0	0	0	0	0
2021-22	Arizona Coyotes	NHL	67	4	8	12	27	-22	-	-	-	-	-	-
2021-22	Tucson Roadrunners "A"	AHL	2	0	0	0	2	-1	-	-	-	-	-	-
2022-23	Arizona Coyotes	NHL	15	0	0	0	8	-8	-	-	-	-	-	-
2022-23	Tucson Roadrunners	AHL	26	2	5	7	20	-9	-	-	-	-	-	-
2022-23	Henderson Silver Knights	AHL	12	0	2	2	8	-5	-	-	-	-	-	-
<i>Junior Total</i>			248	28	106	134	223	28	51	3	18	21	22	13
<i>Professional Total</i>			403	20	59	79	218	-44	8	0	0	0	4	-2
<i>AHL Total</i>			296	15	36	51	179	-6	8	0	0	0	4	-2
<i>NHL Total</i>			82	4	8	12	35	-30	0	0	0	0	0	0
<i>Henderson Total</i>			12	0	2	2	8	-5	0	0	0	0	0	0

### Career Highlights

- Acquired from Arizona by VGK on 2/22/23
- World Championship Silver Medal with Canada in 2022
- 2014 WHL Champion and Memorial Cup Champion

### AHL Single-Game Highs

Goals: 1  
 Assists: 2 (Occurred 3 times)  
 Points: 3 (Occurred twice)  
 PIM: 5 (Occurred 3 times)  
 Hat Tricks: None

### AHL Longest Streaks

Goals: 1  
 Assists: 2 (Occurred twice)  
 Points: 2 (Occurred 3 times)

### AHL Firsts

First Game: 4/9/16 @ HFD  
 First Goal: 3/3/17 @ SD  
 First Assist: 4/10/16 vs PRO





# Kyle Marino

# 67

(KIGH-uhl mah-REE-noh)

Forward | 6-3 | 225 | Jun. 1, 1995 | Niagara Falls, ON  
Drafted: Undrafted

Year	Team	LGE	Regular Season						Playoffs						
			GP	G	A	P	PIM	+/-	GP	G	A	P	PIM	+/-	
2017-18	U. of Alaska-Fairbanks	NCAA	31	2	5	7	58	-6	-	-	-	-	-	-	-
2018-19	U. of Alaska-Fairbanks	NCAA	35	6	5	11	64	-12	-	-	-	-	-	-	
2019-20	U. of Alaska-Fairbanks	NCAA	35	1	8	9	76	-3	-	-	-	-	-	-	
2020-21	Wheeling Nailers	ECHL	27	2	4	6	76	-2	-	-	-	-	-	-	
2021-22	Idaho Steelheads	ECHL	19	4	6	10	43	6	-	-	-	-	-	-	
2021-22	Chicago Wolves	AHL	24	0	2	2	82	-3	2	0	0	0	2	0	
2022-23	Henderson Silver Knights	AHL	46	2	2	4	89	-13	-	-	-	-	-	-	
<i>NCAA Total</i>			101	9	18	27	198	-21	0	0	0	0	0	0	
<i>Professional Total</i>			116	8	14	22	290	-12	2	0	0	0	2	0	
<i>AHL Total</i>			70	2	4	6	171	-16	2	0	0	0	2	0	
<i>Henderson Total</i>			46	2	2	4	89	-13	0	0	0	0	0	0	

### Career Highlights

- Signed AHL contract with Henderson on 7/18/22
- Calder Cup Champion in 2022 with Chicago
- BCHL Champion and RBC Cup Champion in 2016

### AHL Single-Game Highs

Goals: 1  
Assists: 1  
Points: 1  
PIM: 15 (Occurred twice)  
Hat Tricks: None

### AHL Longest Streaks

Goals: 1  
Assists: 1  
Points: 1

### AHL Firsts

First Game: 10/31/21 @ GR  
First Goal: 10/19/22 vs BAK  
First Assist: 4/16/22 @ TEX





# Gage Quinney "A" 72

(GAYJ KWIHN-ee)

Forward | 6-0 | 198 | Jul. 29, 1995 | Las Vegas, NV  
 Drafted: Undrafted

Year	Team	LGE	Regular Season					Playoffs						
			GP	G	A	P	PIM	+/-	GP	G	A	P	PIM	+/-
2012-13	Prince Albert Raiders	WHL	1	0	0	0	0	1	-	-	-	-	-	-
2013-14	Prince Albert Raiders	WHL	58	8	8	16	5	6	4	0	0	0	0	0
2014-15	Prince Albert Raiders	WHL	32	6	9	15	2	-3	-	-	-	-	-	-
2014-15	Kelowna Rockets	WHL	38	10	21	31	4	11	15	6	7	13	8	7
2015-16	Kelowna Rockets	WHL	5	2	5	7	2	4	-	-	-	-	-	-
2015-16	Kamloops Blazers	WHL	48	27	23	50	22	22	7	3	6	9	9	3
2016-17	Wheeling Nailers	ECHL	45	18	26	44	10	4	-	-	-	-	-	-
2017-18	WBS Penguins	AHL	57	14	19	33	18	5	3	0	0	0	0	-1
2018-19	Chicago Wolves	AHL	68	19	24	43	17	36	18	4	5	9	0	1
2019-20	Vegas Golden Knights	NHL	3	0	1	1	0	-1	-	-	-	-	-	-
2019-20	Chicago Wolves	AHL	46	17	19	36	8	6	-	-	-	-	-	-
2020-21	Henderson Silver Knights	AHL	19	10	7	17	8	10	3	1	1	2	0	3
2021-22	Henderson Silver Knights	AHL	37	12	11	23	8	0	2	0	0	0	0	-3
2022-23	Henderson Silver Knights "A"	AHL	61	23	33	56	12	-6	-	-	-	-	-	-
<i>Junior Total</i>			<i>182</i>	<i>53</i>	<i>66</i>	<i>119</i>	<i>35</i>	<i>41</i>	<i>19</i>	<i>6</i>	<i>7</i>	<i>13</i>	<i>8</i>	<i>7</i>
<i>Professional Total</i>			<i>336</i>	<i>113</i>	<i>140</i>	<i>253</i>	<i>81</i>	<i>54</i>	<i>21</i>	<i>4</i>	<i>5</i>	<i>9</i>	<i>0</i>	<i>0</i>
<i>AHL Total</i>			<i>288</i>	<i>95</i>	<i>113</i>	<i>208</i>	<i>71</i>	<i>51</i>	<i>21</i>	<i>4</i>	<i>5</i>	<i>9</i>	<i>0</i>	<i>0</i>
<i>NHL Total</i>			<i>3</i>	<i>0</i>	<i>1</i>	<i>1</i>	<i>0</i>	<i>-1</i>	<i>0</i>	<i>0</i>	<i>0</i>	<i>0</i>	<i>0</i>	<i>0</i>
<i>Henderson Total</i>			<i>117</i>	<i>45</i>	<i>51</i>	<i>96</i>	<i>28</i>	<i>4</i>	<i>5</i>	<i>1</i>	<i>1</i>	<i>2</i>	<i>0</i>	<i>0</i>

### Career Highlights

- First Vegas native to play in the NHL
- Recorded first regular season 4-point game in HSK history on 2/3/22
- Recorded 150th career AHL point on 4/22/22
- Made NHL debut on 2/22/20 vs FLA
- Recorded first NHL point on 2/23/20 with an assist at Anaheim
- WHL Champion in 2015 with Kelowna
- Son of former NHLer Ken Quinney

### AHL Single-Game Highs

Goals: 3 (Occurred 3 times)  
 Assists: 4 (3/18/23 vs BAK)  
 Points: 4 (Occurred 3 times)  
 PIM: 10 (2/16/18 @ RCH)  
 Hat Tricks: 3 (Most recent: 3/5/21 @ COL)

### AHL Longest Streaks

Goals: 3 (Occurred twice)  
 Assists: 4 (2/21/19-2/26/19)  
 Points: 6 (Occurred twice)

### AHL Firsts

First Game: 10/15/17 vs SYR  
 First Goal: 10/15/17 vs SYR  
 First Assist: 10/15/17 vs SYR





# Maxim Marushev

# 77

(max-EEM MAR-uh-shev)

Forward | 6-1 | 191 | Jan. 1, 1999 | Saratov, RUS  
Drafted: 2020, Vegas Golden Knights - 7th Rd (215th Overall)

Year	Team	LGE	Regular Season						Playoffs						
			GP	G	A	P	PIM	+/-	GP	G	A	P	PIM	+/-	
2015-16	Irbis Kazan	MHL	30	5	6	11	4	-1	-	-	-	-	-	-	-
2016-17	Irbis Kazan	MHL	37	5	10	15	16	5	5	1	0	1	14	-2	
2017-18	Bars Kazan	VHL	33	5	6	11	12	1	-	-	-	-	-	-	
2017-18	Irbis Kazan	MHL	6	3	2	5	8	4	5	0	0	0	4	-5	
2018-19	Bars Kazan	VHL	36	14	8	22	14	10	-	-	-	-	-	-	
2018-19	Irbis Kazan	MHL	4	1	1	2	2	1	-	-	-	-	-	-	
2019-20	Ak Bars Kazan	KHL	7	0	1	1	0	-1	-	-	-	-	-	-	
2019-20	Bars Kazan	VHL	35	23	17	40	14	11	10	1	2	3	6	0	
2020-21	Ak Bars Kazan	KHL	7	0	1	1	0	2	-	-	-	-	-	-	
2020-21	Bars Kazan	VHL	37	8	13	21	24	9	4	0	0	0	0	-2	
2020-21	Henderson Silver Knights	AHL	7	0	1	1	2	-1	5	1	2	3	0	3	
2021-22	Henderson Silver Knights	AHL	53	6	13	19	22	-1	1	0	0	0	0	0	
2022-23	Henderson Silver Knights	AHL	60	6	9	15	13	-9	-	-	-	-	-	-	
<i>Junior Total</i>			<i>77</i>	<i>14</i>	<i>19</i>	<i>33</i>	<i>30</i>	<i>9</i>	<i>10</i>	<i>1</i>	<i>0</i>	<i>1</i>	<i>18</i>	<i>-7</i>	
<i>Professional Total</i>			<i>275</i>	<i>62</i>	<i>69</i>	<i>131</i>	<i>101</i>	<i>21</i>	<i>20</i>	<i>2</i>	<i>4</i>	<i>6</i>	<i>6</i>	<i>1</i>	
<i>AHL Total</i>			<i>120</i>	<i>12</i>	<i>23</i>	<i>35</i>	<i>37</i>	<i>-11</i>	<i>6</i>	<i>1</i>	<i>2</i>	<i>3</i>	<i>0</i>	<i>3</i>	
<i>Henderson Total</i>			<i>120</i>	<i>12</i>	<i>23</i>	<i>35</i>	<i>37</i>	<i>-11</i>	<i>6</i>	<i>1</i>	<i>2</i>	<i>3</i>	<i>0</i>	<i>3</i>	

### Career Highlights

- Signed NHL contract with Vegas on 4/2/21
- Scored first penalty shot goal in HSK history on 12/10/21
- Led Bars Kazan in scoring in 2019-20
- Won Bronze Medal with Team Russia at U18 World Junior Championship in 2017
- Won Silver Medal with Team Russia at U17 World Junior Championship in 2016

### AHL Single-Game Highs

Goals: 2 (12/28/22 @ SD)  
Assists: 3 (3/13/22 @ IA)  
Points: 3 (3/13/22 @ IA)  
PIM: 10 (2/16/22 @ COL)  
Hat Tricks: None

### AHL Longest Streaks

Goals: 2 (Occurred twice)  
Assists: 3 (11/12/21-11/19/21)  
Points: 5 (11/6/21-11/19/21)

### AHL Firsts

First Game: 4/20/21 vs BAK  
First Goal: 5/27/21 vs BAK  
First Assist: 4/30/21 @ SJ





# Colt Conrad

# 79

(KOHLT KAWN-rad)

Forward | 5-10 | 183 | Apr. 27, 1997 | St. Alphonse, MB  
Drafted: Undrafted

Year	Team	LGE	Regular Season						Playoffs					
			GP	G	A	P	PIM	+/-	GP	G	A	P	PIM	+/-
2015-16	Western Michigan U.	NCAA	33	8	8	16	4	-2	-	-	-	-	-	-
2016-17	Western Michigan U.	NCAA	40	13	16	29	18	8	-	-	-	-	-	-
2017-18	Western Michigan U.	NCAA	26	9	18	27	11	2	-	-	-	-	-	-
2018-19	Western Michigan U. 'A'	NCAA	37	11	27	38	14	5	-	-	-	-	-	-
2018-19	Toronto Marlies	AHL	7	2	0	2	2	-1	1	0	0	0	0	-1
2019-20	Toronto Marlies	AHL	3	0	1	1	0	1	-	-	-	-	-	-
2019-20	Newfoundland Growlers	ECHL	42	6	32	38	30	3	-	-	-	-	-	-
2020-21	Toronto Marlies	AHL	22	1	3	4	11	-2	-	-	-	-	-	-
2021-22	Henderson Silver Knights	AHL	44	7	15	22	14	5	-	-	-	-	-	-
2022-23	Henderson Silver Knights	AHL	34	4	4	8	29	-13	-	-	-	-	-	-
<i>NCAA Total</i>			<i>136</i>	<i>41</i>	<i>69</i>	<i>110</i>	<i>47</i>	<i>13</i>	<i>0</i>	<i>0</i>	<i>0</i>	<i>0</i>	<i>0</i>	<i>0</i>
<i>Professional Total</i>			<i>152</i>	<i>20</i>	<i>55</i>	<i>75</i>	<i>86</i>	<i>-7</i>	<i>1</i>	<i>0</i>	<i>0</i>	<i>0</i>	<i>0</i>	<i>-1</i>
<i>AHL Total</i>			<i>110</i>	<i>14</i>	<i>23</i>	<i>37</i>	<i>56</i>	<i>-10</i>	<i>1</i>	<i>0</i>	<i>0</i>	<i>0</i>	<i>0</i>	<i>-1</i>
<i>Henderson Total</i>			<i>78</i>	<i>11</i>	<i>19</i>	<i>30</i>	<i>43</i>	<i>-8</i>	<i>0</i>	<i>0</i>	<i>0</i>	<i>0</i>	<i>0</i>	<i>0</i>

### Career Highlights

- Signed AHL contract with Henderson on 12/1/21
- Established AHL career-highs in goals, assists, and points
- Led HSK with two overtime goals in 2021-22
- Assistant captain at Western Michigan University in 2018-19
- Teammate of Connor Ford at Shattuck St Mary's

### AHL Single-Game Highs

Goals: 1  
 Assists: 2 (10/30/21 vs BAK)  
 Points: 2 (10/30/21 vs BAK)  
 PIM: 10 (3/31/23 @ CGY)  
 Hat Tricks: None

### AHL Longest Streaks

Goals: 2 (11/13/21-11/19/21)  
 Assists: 2 (3/22/22-3/25/22)  
 Points: 2 (Occurred 4 times)

### AHL Firsts

First Game: 3/29/19 @ UTI  
 First Goal: 3/29/19 @ UTI  
 First Assist: 1/19/20 @ CHA





# Brandon Hickey

# 84

(BRAN-duhn HICK-ee)

Defense | 6-2 | 205 | Apr. 13, 1996 | Leduc, AB  
Drafted: 2014, Calgary Flames - 3rd Rd (64th Overall)

Year	Team	LGE	Regular Season						Playoffs					
			GP	G	A	P	PIM	+/-	GP	G	A	P	PIM	+/-
2014-15	Boston University	NCAA	41	6	11	17	18	19	-	-	-	-	-	-
2015-16	Boston University	NCAA	36	5	3	8	28	0	-	-	-	-	-	-
2016-17	Boston University	NCAA	35	4	11	15	41	7	-	-	-	-	-	-
2017-18	Boston University 'C'	NCAA	35	6	8	14	45	-5	-	-	-	-	-	-
2018-19	Rochester Americans	AHL	38	1	8	9	18	12	-	-	-	-	-	-
2019-20	Rochester Americans	AHL	23	1	1	2	12	-1	-	-	-	-	-	-
2020-21	Chicago Wolves	AHL	15	1	1	2	7	7	-	-	-	-	-	-
2021-22	Henderson Silver Knights	AHL	13	0	2	2	8	1	-	-	-	-	-	-
2021-22	Abbotsford Canucks	AHL	15	1	1	2	2	-4	-	-	-	-	-	-
2022-23	Florida Everblades	ECHL	22	3	4	7	8	9	-	-	-	-	-	-
2022-23	Henderson Silver Knights	AHL	13	1	1	2	8	5	-	-	-	-	-	-
<i>College Total</i>			<i>147</i>	<i>21</i>	<i>33</i>	<i>54</i>	<i>132</i>	<i>21</i>	<i>0</i>	<i>0</i>	<i>0</i>	<i>0</i>	<i>0</i>	<i>0</i>
<i>Professional Total</i>			<i>139</i>	<i>8</i>	<i>18</i>	<i>26</i>	<i>63</i>	<i>29</i>	<i>0</i>	<i>0</i>	<i>0</i>	<i>0</i>	<i>0</i>	<i>0</i>
<i>AHL Total</i>			<i>117</i>	<i>5</i>	<i>14</i>	<i>19</i>	<i>55</i>	<i>20</i>	<i>0</i>	<i>0</i>	<i>0</i>	<i>0</i>	<i>0</i>	<i>0</i>
<i>Henderson Total</i>			<i>26</i>	<i>1</i>	<i>3</i>	<i>4</i>	<i>16</i>	<i>6</i>	<i>0</i>	<i>0</i>	<i>0</i>	<i>0</i>	<i>0</i>	<i>0</i>

### Career Highlights

- Hockey East Champion in 2015 and 2018 with Boston University
- Spengler Cup champion with Team Canada in 2018

### AHL Single-Game Highs

Goals: 1  
 Assists: 1  
 Points: 1  
 PIM: 5 (3/14/21 vs CHI)  
 Hat Tricks: None

### AHL Longest Streaks

Goals: 1  
 Assists: 3 (3/29/19-4/6/19)  
 Points: 3 (3/29/19-4/6/19)

### AHL Firsts

First Game: 10/5/18 vs CHA  
 First Goal: 10/20/18 @ BEL  
 First Assist: 12/8/18 @ SYR





# Jiri Patera

(YIH-ree pa-TEHR-uh)

# 30

Goaltender | 6-2 | 219 | Feb. 24, 1999 | Prague, CZE

Drafted: 2017, Vegas Golden Knights - 6th Rd (161st Overall)

Year	Team	LGE	Regular Season										Playoffs					
			GP	W	L	OT	MIN	GA	GAA	SVS	S%	SO	GP	W	L	OT	GAA	S%
2017-18	Cedar Rapids Roughriders	USHL	34	13	13	0	1906	103	3.24	937	0.901	1	-	-	-	-	-	-
2018-19	Brandon Wheat Kings	WHL	48	22	20	2	2774	153	3.31	1482	0.906	1	-	-	-	-	-	-
2019-20	Brandon Wheat Kings	WHL	41	24	12	4	2449	104	2.55	1217	0.921	5	-	-	-	-	-	-
2020-21	Ceske Budejovice HC	Czech	15	2	12	0	759	45	3.56	353	0.887	1	-	-	-	-	-	-
2020-21	Henderson Silver Knights	AHL	7	2	4	0	322	19	3.54	150	0.888	0	-	-	-	-	-	-
2021-22	Fort Wayne Komets	ECHL	15	7	5	3	908	42	2.77	405	0.906	1	-	-	-	-	-	-
2021-22	Henderson Silver Knights	AHL	22	10	11	1	1306	60	2.76	604	0.910	1	2	0	2	0	3.63	0.900
2022-23	Vegas Golden Knights	NHL	2	2	0	0	120	5	2.50	65	0.929	0	-	-	-	-	-	-
2022-23	Henderson Silver Knights	AHL	30	13	15	1	1723	84	2.93	833	0.908	0	-	-	-	-	-	-
<i>Junior Total</i>			<i>123</i>	<i>59</i>	<i>45</i>	<i>6</i>	<i>7129</i>	<i>360</i>	<i>3.03</i>	<i>3636</i>	<i>0.910</i>	<i>7</i>	<i>0</i>	<i>0</i>	<i>0</i>	<i>0</i>	<i>0</i>	<i>0</i>
<i>Professional Total</i>			<i>91</i>	<i>36</i>	<i>47</i>	<i>5</i>	<i>5138</i>	<i>255</i>	<i>2.98</i>	<i>2410</i>	<i>0.904</i>	<i>3</i>	<i>0</i>	<i>0</i>	<i>0</i>	<i>0</i>	<i>0</i>	<i>0</i>
<i>AHL Total</i>			<i>59</i>	<i>25</i>	<i>30</i>	<i>2</i>	<i>3351</i>	<i>163</i>	<i>2.92</i>	<i>1587</i>	<i>0.907</i>	<i>1</i>	<i>2</i>	<i>0</i>	<i>2</i>	<i>0</i>	<i>3.63</i>	<i>0.900</i>
<i>NHL Total</i>			<i>2</i>	<i>2</i>	<i>0</i>	<i>0</i>	<i>120</i>	<i>5</i>	<i>2.50</i>	<i>65</i>	<i>0.929</i>	<i>0</i>	<i>0</i>	<i>0</i>	<i>0</i>	<i>0</i>	<i>0</i>	<i>0.000</i>
<i>Henderson Total</i>			<i>59</i>	<i>25</i>	<i>30</i>	<i>2</i>	<i>3351</i>	<i>163</i>	<i>2.92</i>	<i>1587</i>	<i>0.907</i>	<i>1</i>	<i>2</i>	<i>0</i>	<i>2</i>	<i>0</i>	<i>3.63</i>	<i>0.900</i>

### Career Highlights

- WHL (East) First All-Star Team in 2019-20
- Ranked 4th among WHL goaltenders in wins and save percentage in 2019-20
- Ranked 2nd among WHL goaltenders in shutouts in 2019-20
- Represented Czech Republic at World Junior Championships in 2018-19
- Led Czech U20 in save percentage (.933) in 2016-17

### AHL Single-Game Highs

Saves: 46 (1/21/22 @ STK)  
 Shots Faced: 48 (1/21/22 @ STK)  
 Goals Allowed: 6 (Occurred twice)

### AHL Longest Streaks

Games: 4 (Occurred twice)  
 Wins: 6 (2/22/23-3/24/23)  
 Shutouts: 86:19 (4/19/22-4/30/22)

### AHL Firsts

First Game: 3/26/21 vs COL  
 First Win: 3/26/21 vs COL  
 First Shutout: 4/30/22 vs ONT





# Isaiah Saville

# 31

(AYE-zay-uh SUH-vihl)

Goaltender | 6-1 | 199 | Sep. 21, 2000 | Anchorage, AK  
Drafted: 2019, Vegas Golden Knights - 5th Rd (135th Overall)

Year	Team	LGE	Regular Season										Playoffs					
			GP	W	L	OT	MIN	GA	GAA	SVS	S%	SO	GP	W	L	OT	GAA	S%
2018-19	Tri-City Storm	USHL	34	25	4	3	1992	63	1.90	782	0.925	4	6	3	3	0	2.20	0.910
2019-20	U. of Nebraska-Omaha	NCAA	28	10	11	4	1559	74	2.85	718	0.907	1	-	-	-	-	-	-
2020-21	U. of Nebraska-Omaha	NCAA	24	12	11	1	1348	68	3.03	661	0.907	1	-	-	-	-	-	-
2021-22	U. of Nebraska-Omaha	NCAA	30	16	14	0	1761	74	2.52	723	0.907	4	-	-	-	-	-	-
2021-22	Henderson Silver Knights	AHL	8	6	1	0	439	15	2.05	195	0.929	0	-	-	-	-	-	-
2022-23	Savannah Ghost Pirates	ECHL	33	8	15	6	1806	93	3.09	1065	0.920	2	-	-	-	-	-	-
2022-23	Henderson Silver Knights	AHL	8	2	5	0	422	25	3.55	206	0.892	0	-	-	-	-	-	-
<i>Junior Total</i>			34	25	4	3	1992	63	1.90	782	0.925	4	6	3	3	0	2.20	0.910
<i>NCAA Total</i>			82	38	36	5	4668	216	2.78	2102	0.907	6	0	0	0	0	0.00	0.000
<i>Professional Total</i>			49	16	21	6	2667	133	2.99	1466	0.917	2	0	0	0	0	0.00	0.000
<i>AHL Total</i>			16	8	6	0	861	40	2.79	401	0.909	0	0	0	0	0	0.00	0.000
<i>Henderson Total</i>			16	8	6	0	861	40	2.79	401	0.909	0	0	0	0	0	0.00	0.000

### Career Highlights

- Signed entry-level NHL contract with VGK on 3/19/22
- 2021 NCHC All-Star Team Honorable Mention
- 2019 USHL Goaltender of the Year, All-Rookie Team, and First All-Star Team
- 2019 Dave Peterson Award Winner (USA Hockey Junior Goalie of the Year)
- 2018 NAHL (Midwest) Goaltender of the Year with Minnesota

### AHL Single-Game Highs

Saves: 37 (4/16/22 vs STK)  
 Shots Faced: 38 (4/16/22 vs STK)  
 Goals Allowed: 6 (Occurred twice)

### AHL Longest Streaks

Games: 3 (3/8/23-3/11/23)  
 Wins: 6 (4/4/22-4/23/22)  
 Shutout (min): 51:47

### AHL Firsts

First Game: 3/26/22 vs TUC  
 First Win: 4/4/22 vs RFD  
 First Shutout: ---





# Jordan Papirny

(JOHR-duhn pah-PEER-nee)

# 33

Goaltender | 6-1 | 185 | Apr. 10, 1996 | Edmonton, AB

Drafted: Undrafted

Year	Team	LGE	Regular Season										Playoffs					
			GP	W	L	OT	MIN	GA	GAA	SVS	S%	SO	GP	W	L	OT	GAA	S%
2012-13	Brandon Wheat Kings	WHL	3	1	1	0	127	6	2.84	50	0.893	0	-	-	-	-	-	-
2013-14	Brandon Wheat Kings	WHL	46	22	15	7	2636	144	3.28	1293	0.900	1	9	5	4	0	3.45	0.914
2014-15	Brandon Wheat Kings	WHL	59	44	9	6	3566	163	2.74	1653	0.910	5	19	12	6	1	2.55	0.921
2015-16	Brandon Wheat Kings	WHL	54	31	17	6	3102	135	2.61	1361	0.910	6	21	16	5	0	2.93	0.897
2016-17	Brandon Wheat Kings	WHL	26	13	11	1	1536	83	3.24	804	0.906	0	-	-	-	-	-	-
2016-17	Swift Current Broncos	WHL	17	8	7	2	971	51	3.15	510	0.909	0	14	7	7	0	2.48	0.935
2017-18	University of Calgary	USports	14	8	2	0	823	29	2.11	357	0.925	2	-	-	-	-	-	-
2018-19	University of Calgary	USports	14	8	3	2	834	34	2.45	278	0.891	1	-	-	-	-	-	-
2019-20	Northern Alberta Inst. Tech	ACAC	17	14	3	0	1022	31	1.82	431	0.933	3	-	-	-	-	-	-
2020-21	Florida Everblades	ECHL	1	1	0	0	60	2	2.00	38	0.950	0	-	-	-	-	-	-
2021-22	Northern Alberta Inst. Tech	ACAC	11	11	0	0	661	18	1.63	328	0.939	1	6	5	1	0	1.97	0.929
2021-22	Fort Wayne Komets	ECHL	2	1	0	0	95	5	3.14	40	0.889	0	-	-	-	-	-	-
2022-23	Savannah Ghost Pirates	ECHL	20	7	7	4	983	63	3.85	594	0.904	0	-	-	-	-	-	-
2022-23	Henderson Silver Knights	AHL	2	1	1	0	123	5	2.44	75	0.938	0	-	-	-	-	-	-
<i>Junior Total</i>			<i>205</i>	<i>119</i>	<i>60</i>	<i>22</i>	<i>11938</i>	<i>582</i>	<i>2.93</i>	<i>5671</i>	<i>0.907</i>	<i>12</i>	<i>28</i>	<i>17</i>	<i>10</i>	<i>7</i>	<i>6</i>	<i>1.835</i>
<i>University Total</i>			<i>56</i>	<i>41</i>	<i>8</i>	<i>2</i>	<i>3340</i>	<i>112</i>	<i>2.01</i>	<i>1394</i>	<i>0.926</i>	<i>7</i>	<i>6</i>	<i>5</i>	<i>1</i>	<i>0</i>	<i>1.97</i>	<i>0.929</i>
<i>Professional Total</i>			<i>25</i>	<i>10</i>	<i>8</i>	<i>4</i>	<i>1261</i>	<i>75</i>	<i>3.57</i>	<i>747</i>	<i>0.909</i>	<i>0</i>	<i>0</i>	<i>0</i>	<i>0</i>	<i>0</i>	<i>0</i>	<i>0</i>
<i>AHL Total</i>			<i>2</i>	<i>1</i>	<i>1</i>	<i>0</i>	<i>123</i>	<i>5</i>	<i>2.44</i>	<i>75</i>	<i>0.938</i>	<i>0</i>	<i>0</i>	<i>0</i>	<i>0</i>	<i>0</i>	<i>0</i>	<i>0.000</i>
<i>Henderson Total</i>			<i>2</i>	<i>1</i>	<i>1</i>	<i>0</i>	<i>123</i>	<i>5</i>	<i>2.44</i>	<i>75</i>	<i>0.938</i>	<i>0</i>	<i>0</i>	<i>0</i>	<i>0</i>	<i>0</i>	<i>0</i>	<i>0.000</i>

### Career Highlights

- 2022 ACAC Player of the Year and First Team All-Conference
- 2022 ACAC Champion
- 2020 ACAC First Team All Conference
- 2018 USports All-Rookie Team
- 2016 WHL Champion

### AHL Single-Game Highs

Saves: 42 (4/5/23 vs TUC)  
 Shots Faced: 46 (4/5/23 vs TUC)  
 Goals Allowed: 4 (4/5/23 vs TUC)

### AHL Longest Streaks

Games: 1  
 Wins: 1  
 Shutouts: ---

### AHL Firsts

First Game: 3/17/23 @ BAK  
 First Win: 4/5/23 vs TUC  
 First Shutout: ---



# Manny Viveiros

# HC

*(MAN-ee VEE-vair-ohs)*

Head Coach | Jan. 8, 1966 | St. Albert, AB  
3rd Season with Henderson Silver Knights

### Coaching Highlights

- Served as Head Coach of Klagenfurter AC (EBEL 2007-12), ERC Ingolstadt (DEL 2015-16), Swift Current Broncos (WHL 2016-18), and Spokane Chiefs (WHL 2019-20)
- Assistant Coach of the Edmonton Oilers (NHL 2018-19); Assistant Coach of ERC Ingolstadt (2014-15)
- Sports Manager of Klagenfurter AC (2012-14); Director of Player Personnel of WHL Swift Current (2016-18)
- WHL Coach of the Year in 2017-18 with Swift Current Broncos
- 2018 WHL Champion with Swift Current
- 2013 EBEL Champion with Klagenfurt AC
- Head Coach of Austrian National Team at World Championships from 2012-14; Assistant Coach 2009-11)
- Coached Austrian National Team at 2014 Olympics Games

### Player Highlights

- 6th Round draft pick (106th overall) of the Edmonton Oilers in 1984
- Recorded one goal and 12 points in 29 games for Minnesota North Stars (1985-88)
- Played in 124 games for AHL Springfield from (1986-87, 1990-91); Played 125 IHL games for Kalamazoo and Albany (1987-89, 1990-91)
- 1991 Calder Cup Champion with AHL Springfield
- 2003-04 EBEL Champion with Klagenfurter AC
- Three-time Austrian League Champion (Villacher SV '92, '93; Klagenfurter AC 2001)
- WHL Championship and Memorial Cup in 1985
- 1986 WHL Player of the Year and WHL (East) First All-Star Team
- Won 1986 Silver Medal representing Canada at World Junior Championships
- WHL (East) Second All-Star Team in 1983-84 and 1984-85
- Franchise single-season record for WHL Prince Albert for assists and points by a defenseman (1983-84)



**HENDERSON**  
SILVER KNIGHTS™



# Jamie Heward

*(JAY-mee HYEW uhrd)*

# AC

Assistant Coach | Mar. 30, 1971 | Regina, SK  
3rd Season with Henderson Silver Knights

### *Coaching Highlights*

- Associate Coach of WHL Vancouver Giants (2018-20)
- Assistant Coach and Director of Player Development for WHL Swift Current Broncos (2012-18)
  - Served on Manny Viverios' coaching staff from 2016-18
- 2018 WHL Championship with Swift Current
- Assistant Coach for Canada at World U-17 Hockey Challenge

### *Player Highlights*

- 1st Round draft pick (16th overall) of the Pittsburgh Penguins in 1989
- Played 394 NHL games with Toronto, Nashville, NY Islanders, Columbus, Washington, Los Angeles, and Tampa Bay
- Played in 206 AHL games with St. John's, Philadelphia, Syracuse, and Norfolk; 185 IHL games with Muskegon and Cleveland
- World Championship Gold Medals (2003, 2004), Silver Medal (2005), and Bronze Medal (1995) for Canada
- Calder Cup Champion with Philadelphia Phantoms in 1998
- Named AHL's Best Defenseman in 1998
- AHL First All-Star Team in 1996 and 1998
- Led all AHL defensemen in goals in 1995-96 and points in 1997-98
- WHL (East) First All-Star Team in 1990-91 with Regina Pats





# Joel Ward

(JOHL WOHRD)

# AC

Assistant Coach | Dec. 2, 1980 | North York, ON  
3rd Season with Henderson Silver Knights

### *Coaching Highlights*

- Hired as assistant coach on 11/23/2020

### *Player Highlights*

- Played in 726 NHL games with Minnesota, Nashville, Washington, and San Jose
- Played in 206 AHL games with Houston
- Represented Canada at World Championships in 2014
- CIS Most Valuable Player and First All-Star Team at University of Prince Edward Island in 2004-05
- CIS Second All-Star Team at University of Prince Edward Island in 2002-03 and 2003-04





# Fred Brathwaite

Goaltending Coach | Ottawa, ON  
3rd Season with Henderson Silver Knights

## *Coaching Highlights*

- Goaltending Coach for NY Islanders (2017-18)
- Goaltending Coach for Team Canada at U-18 World Juniors (2013-17) and U-20 World Juniors (2013-14)
- Goaltending Coach for Adler Mannheim of DEL (2013-14)



# Andrew Doty

Video Coach | Okotoks, AB  
3rd Season with Henderson Silver Knights

## *Coaching Highlights*

- Assistant coach of WHL's Lethbridge Hurricanes from 2018-20
- Video coach of WHL's Lethbridge Hurricanes from 2015-18



# Jeff Conkle

Strength & Conditioning | Columbus, OH  
3rd Season with Henderson Silver Knights



# Todd Richardson

Head Athletic Trainer | Melville, SK  
3rd Season with Henderson Silver Knights




# Hayato Ikeda

Assistant Athletic Trainer | Madison, WI  
3rd Season with Henderson Silver Knights



Jorge  
Lopez

Equipment Manager | Laredo, TX  
2nd Season with Henderson Silver Knights



John  
Maino

Assistant Equipment Manager | Jackson, MI  
1st Season with Henderson Silver Knights



# BAKERSFIELD CONDORS ROSTER

AS OF: April 6, 2023



#	GOALTENDERS	POS	C	HT	WT	DOB	HOMETOWN	2021-22 CLUB	Drafted	Contract
31	PICKARD, Calvin	G	L	6-1	210	4/15/1992	Winnipeg, Manitoba, CAN	Detroit (NHL) / Grand Rapids (AHL)	2010, 2 <sup>nd</sup> round (49), COL	NHL
33	RODRIGUE, Olivier	G	L	6-1	175	7/6/2000	Chicoutimi, Quebec, CAN	BAKERSFIELD (AHL) / Wichita (ECHL)	2018, 2 <sup>nd</sup> round (62), EDM	NHL
#	FORWARDS	POS	SH	HT	WT	DOB	HOMETOWN	2021-22 CLUB	Drafted	
9	ESPOSITO, Luke	C	L	5-10	183	10/18/1993	Andover, MA, USA	BAKERSFIELD (AHL)		AHL
10	BOURGAULT, Xavier (R)	RW	R	6-0	172	10/22/2002	L'Islet, Quebec, CAN	Shawinigan (QMJHL)	2021, 1 <sup>st</sup> round (22), EDM	NHL
11	HAMBLIN, James	LW	L	5-9	180	4/27/1999	Edmonton, Alberta, CAN	BAKERSFIELD (AHL)		NHL
14	McKEGG, Greg (V)	C	L	6-0	194	6/17/1992	St. Thomas, Ontario, CAN	New York Rangers (NHL)	2010, 3 <sup>rd</sup> round (62), TOR	NHL
15	PHILP, Noah (R)	RW	R	6-3	198	8/31/1998	Canmore, Alberta, CAN	U of Alberta (USports) / BAKERSFIELD (AHL)		NHL
16	BENSON, Tyler	LW	L	6-0	183	3/15/1998	Edmonton, Alberta, CAN	Edmonton (NHL) / BAKERSFIELD (AHL)	2016, 2 <sup>nd</sup> round (32), EDM	NHL
17	MALONE, Brad (V)	C	L	6-2	217	5/20/1989	Chatham, New Brunswick, CAN	BAKERSFIELD (AHL)	2007, 4 <sup>th</sup> round (105), COL	AHL
18	BERGLUND, Carl (R)	C	L	6-2	195	1/16/2000	Hammaro, Sweden	UMASS-Lowell (NCAA)		ATO
19	KAMBEITZ, Dino	RW	R	6-2	210	1/25/2000	Parker, CO, USA	BAKERSFIELD (AHL)		AHL
39	GRIFFITH, Seth (V)	RW	R	5-9	185	1/4/1993	Wallaceburg, Ontario, CAN	BAKERSFIELD (AHL)	2012, 5 <sup>th</sup> round (131), BOS	NHL
41	DOVE-McFALLS, Samuel (R)	C	L	6-2	207	4/10/1997	Montreal, Quebec, CAN	U of New Brunswick (USports) / Grand Rapids (AHL)	2015, 4 <sup>th</sup> round (98), PHI	AHL
47	TULLIO, Ty (R)	RW	R	5-10	165	4/5/2002	Windsor, Ontario, CAN	Oshawa (OHL)	2020, 5 <sup>th</sup> round (126), EDM	NHL
48	SAVOIE, Carter (R)	LW	L	5-10	193	1/23/2002	St. Albert, Alberta	University of Denver (NCAA) / BAKERSFIELD (AHL)	2020, 4 <sup>th</sup> round (100), EDM	NHL
50	LAVOIE, Raphael	C	R	6-4	210	9/24/2000	Chambly, Quebec, CAN	BAKERSFIELD (AHL)	2019, 2 <sup>nd</sup> round (38), EDM	NHL
55	HOLLOWAY, Dylan	LW	L	6-1	203	9/23/2001	Calgary, Alberta, CAN	BAKERSFIELD (AHL)	2020, 1 <sup>st</sup> round (14), EDM	NHL
95	BAILEY, Justin (V)	RW	R	6-4	215	7/1/1995	Buffalo, NY, USA	Abbotsford (AHL) / Vancouver (NHL)	2013, 2 <sup>nd</sup> round (52), BUF	NHL
#	DEFENSEMEN	POS	SH	HT	WT	DOB	HOMETOWN	2021-22 CLUB	Drafted	
3	NIEMELAINEN, Markus	D	L	6-5	203	6/8/1998	Tempere, Finland	BAKERSFIELD (AHL) / Edmonton (NHL)	2016, 3 <sup>rd</sup> round (63), EDM	NHL
4	DINEEN, Cam	D	L	5-11	189	6/19/1998	Toms River, New Jersey, USA	Tucson (AHL) / Arizona (NHL)	2016, 3 <sup>rd</sup> round (68), ARI	NHL
7	BERNARD, Xavier	D	L	6-4	203	6/1/2001	Mercier, Quebec, CAN	Belleville (AHL) / Atlanta (ECHL)	2018, 4 <sup>th</sup> round (110), NJD	AHL
8	KALDIS, Yanni	D	L	5-11	187	9/30/1995	St – Laurent, Quebec, CAN	BAKERSFIELD (AHL)		AHL
25	KEMP, Phil	D	R	6-3	211	2/12/1999	Greenwich, CT, USA	BAKERSFIELD (AHL)	2017, 7 <sup>th</sup> round (208), EDM	NHL
28	PETERS, Alex	D	L	6-4	220	7/2/1996	Blyth, Ontario, CAN	Wichita (ECHL) / BAKERSFIELD (AHL)	2014, 3 <sup>rd</sup> round (75), DAL	AHL
38	GILDON, Max	D	L	6-3	194	5/17/1999	Plano, Texas, USA	Charlotte (AHL)	2017, 3 <sup>rd</sup> round (66), FLA	NHL
42	BRUBACHER, Adam	D	L	6-3	203	12/13/1995	Elmira, Ontario, CAN	Abbotsford (AHL) / Fort Wayne (ECHL)		AHL

**General Manager:**  
**Head Coach:**  
**Assistant Coach:**  
**Assistant Coach:**  
**Goaltending Coach:**  
**Video Coordinator:**

Keith Gretzky  
 Colin Chaulk (2<sup>nd</sup> season)  
 Keith McCambridge (1<sup>st</sup> season)  
 Josh Green (1<sup>st</sup> season)  
 Sylvain Rodrigue (10<sup>th</sup> season)  
 Kris Horn (1<sup>st</sup> season)

**Head Equipment Manager:**  
**Strength & Cond. Coach:**  
**Head Athletic Trainer:**  
**Asst. Equipment Manager:**  
**Asst. Athletic Trainer:**  
**Owner:**  
**Team President:**  
**PR/Broadcast:**

Al Oman  
 Travis Lay  
 Josh Bennett  
 Alec James  
 Corey Dirks  
 Edmonton Oilers  
 Matthew Riley  
 Ryan Holt



# BAKERSFIELD CONDORS ROSTER

AS OF: April 6, 2023



## PRONUNCIATION GUIDE

- 2 BROBERG = BRO-burg
- 3 NIEMELAINEN = NEE-muh-LINE-en
- 4 DINEEN –dih-NEEN
- 5 DEMERS = deh-MERS
- 8 KALDIS = CALL-diss
- 10 XAVIER BOURGAULT = ZAY-vee-er, BORE-go
- 11 HAMBLIN = HAM-lin
- 19 KAMBEITZ = KAM-bites
- 31 PICKARD = PICK-urd
- 33 OLIVIER RODRIGUE = OH-liv-EE-ay, ROD-reeg
- 38 GILDON – gil-DAWN
- 42 BRUBACHER = BROO-bake-ur
- 43 RYMSHA = RIM-shaw
- 44 KIELB = KELLB
- 47 TULLIO = TOO-lee-OH
- 48 SAVOIE = suh-VOY (rhymes with boy)
- 50 LAVOIE = luh-VOIA (rhymes with voila!)



# 2022-23 BAKERSFIELD CONDORS GAME NOTES



### GOALS BY PERIOD

	1	2	3	OT	SO	TOTAL
Condors	61	62	70	3		196
Opponents	54	74	70	2	1	201

### BY DAY

	Overall	Home	Road
Sunday	3-4-0-0		3-4-0-0
Monday			
Tuesday	5-4-0-0	3-1-0-0	2-3-0-0
Wednesday	9-6-0-0	7-1-0-0	2-5-0-0
Thursday	1-0-0-0		1-0-0-0
Friday	6-6-1-1	3-4-0-1	3-2-1-0
Saturday	10-10-1-1	7-5-1-1	3-5-0-0

Records	Overall	Home	Road
Overall	34-9-2-2	20-10-1-2	14-19-1-0
Overtime	3-2	3-1	0-1
Shootout	0-1	0-1	

### BY MONTH

	Overall	Home	Road
OCTOBER	2-3-1-0	0-0-1-0	2-3-0-0
NOVEMBER	6-6-0-0	4-4-0-0	2-2-0-0
DECEMBER	3-8-0-0	1-4-0-0	2-4-0-0
JANUARY	6-3-1-1	4-0-0-1	2-3-1-0
FEBRUARY	7-3-0-1	2-0-0-1	5-3-0-0
MARCH	8-5-0-0	7-2-0-0	1-3-0-0
APRIL	2-0-0-0	2-0-0-0	

Decided by	Overall	Home	Road
1-goal	16-11-2-2	10-5-1-2	6-6-1-0
2-goals	7-5-0-0	5-0-0-0	2-5-0-0
3-goals	3-3-0-0	1-1-0-0	2-2-0-0
4-goals	7-8-0-0	3-3-0-0	4-5-0-0
5-goals	1-0-0-0	1-0-0-0	
6+ goals	0-1-0-0	0-1-0-0	

When Condors	Overall	Home	Road
Score first	21-12-1-2	12-4-1-2	9-8-0-0
Score 1 or 0 G	1-14-0-0	1-6-0-0	0-8-0-0
Score 2 G	4-4-1-1	2-2-1-1	2-2-0-0
Score 3 G	13-10-0-1	9-1-0-1	4-9-0-0
Score 4 G	4-1-1-0	0-1-0-0	4-0-1-0
Score 5 G	4-0-0-0	2-0-0-0	2-0-0-0
Score 6 G	4-0-0-0	3-0-0-0	1-0-0-0
Score 7+ G	2-0-0-0	1-0-0-0	1-0-0-0

### OPPONENT (#)

	Overall	Home	Road
COLORADO	3-5-0-0	1-3-0-0	2-2-0-0
ONTARIO	4-3-0-1	3-0-0-1	1-3-0-0
SAN DIEGO	7-1-0-0	4-0-0-0	3-1-0-0
SAN JOSE	4-4-0-0	2-2-0-0	2-2-0-0
HENDERSON	5-1-0-0	3-0-0-0	2-1-0-0
TUCSON	4-3-0-1	3-0-0-1	1-3-0-0
ABBOTSFORD	1-2-1-0	1-0-1-0	0-2-0-0
TEXAS	3-1-0-0	2-0-0-0	1-1-0-0
CALGARY	1-7-0-0	0-4-0-0	1-3-0-0
COACHELLA V	2-2-1-0	1-1-0-0	1-1-1-0

When Condors	Overall	Home	Road
Allow 1st goal	11-17-1-0	6-6-0-0	5-11-1-0
Allow 1 or 0 G	17-0-0-0	10-0-0-0	7-0-0-0
Allow 2 G	8-6-0-0	5-3-0-0	3-3-0-0
Allow 3 G	4-1-1-1	1-0-1-1	3-1-0-0
Allow 4 G	3-6-1-1	2-2-0-1	1-4-1-0
Allow 5 G	1-12-0-0	1-4-0-0	0-8-0-0
Allow 6 G	0-2-0-0		0-2-0-0
Allow 7+ G	0-1-0-0	0-1-0-0	

	34-29-2-2	20-10-1-2	14-19-1-0
--	-----------	-----------	-----------

When Condors	Overall	Home	Road
Out-shoot	16-12-1-0	11-3-0-0	5-9-1-0
Are out-shot	15-16-1-2	7-7-1-2	8-9-0-0
Shots are even	1-0-0-0	1-0-0-0	

When Condors	Overall	Home	Road
Lead after 1 per.	17-5-1-2	12-1-1-2	5-4-0-0
Trail after 1 per.	2-11-1-0	1-4-0-0	1-7-1-0
Tied after 1 per.	15-13-0-0	7-5-0-0	8-8-0-0
Lead after 2 per.	23-2-0-2	16-0-0-2	7-2-0-0
Trail after 2 per.	4-21-1-0	1-8-0-0	3-13-1-0
Tied after 2 per.	7-6-1-0	3-2-1-0	4-4-0-0

### TEAM STREAKS

#### CURRENT STREAKS

Overall	3-0-0-0
Home	7-0-0-0
Road	0-1-0-0

#### Longest Points Streaks (Season/All-Time)

Overall	5-0-0-0 // 17-0-0 (1/12-2/25/19)
Home	6-0-0-2 // 12-0-0-1 (2/19 - 3/17/21)
Road	3-0-0-0 // 10-0-0-0 (1/12 - 3/6)

#### Longest Winless Streaks (Season/All-Time)

Overall	0-6-0-0 /// 0-7-1-2 (2/7 - 3/6/22)
Home	0-3-0-0 /// 0-4-1-1 (2/7 - 3/1/22)
Road	0-5-0-0 /// 0-7-3-1 (11/25/16-1/20/17)

\*team record



GAME HIGHS							
INDIVIDUAL	Player	Game	Condors Record	TEAM	#	Game	Record
<b>Most goals</b>	4, Lavoie	2/19 @ SD	4, Lavoie 2/19/23 @ SD	<b>Goals for</b>	8	2/19 @ SD	3/16/18 v SJ (8)
<b>Most assists</b>	4, Griffith	2/19 @ SD	5, Griffith (1/19/22 v TUC)	<b>PIM for</b>	53	11/5 @ HSK	56 (10/24/15 v SD)
<b>Most points</b>	4, multiple	last: Griffith, 3/11	Griffith (5a), Lavoie (2g-3a)	<b>Shots for</b>	41	3/11 v SJ	51 (1/4/19 v COL)
<b>Most PIM</b>	17, twice	last: Demers 12/28	27, Malone (4/27/21 @ SJ)	<b>Low shots for</b>	17	3/15 v TEX	16
<b>Most shots</b>	7, multiple	last: Lavoie 2/19		<b>Shots/per. For</b>	22	3/11 v SJ	24 (10/20/18 @SD)
<b>Highest +/-</b>	+5, multiple	last: 1/31 Kess/Pete	+5, LaLeggia/Currie (15-16)	<b>Goals allowed</b>	6	11/29 @ ABB	10, 2/7/20 v ONT
<b>Lowest +/-</b>	-4, multiple	last: Benson 12/28	-5 LaLeggia, (1/20/18 @ CHI)	<b>Opp. PIM</b>	61	11/5 @ HSK	85 (10/24/15 v SD)
<b>Most saves</b>	46, Pickard	1/4 v ONT	48, Wells (11/24/19 @ IA)	<b>Shots allowed</b>	46	twice (12/3 v COL)	51 (11/24/19 @IA)
<b>Most SV/per.</b>	22, Pickard	11/5 @ HSK	23, Ellis (2/18/17 @ Stockton)	<b>Low shots all.</b>	16	3/15 v TEX	15, 10/29/21 HSK
<b>Most shoot. Sv</b>	2, Pickard	2/10 v ONT	8, Skinner (8/11:10/25/19 @STK)	<b>Shots ag./ per</b>	23	11/5 @ HSK	21 (1/29/16 v MB)

SCORING STREAKS (in games)												
Games		Goals		Games		Season High		All-Time Record				
1	Peters	2g	4/5	4	Lavoie	4g	1/27 - 2/2	7	Currie	9g	1/12 - 1/25/19	
1	Hamblin	1g	4/5	3	Tullio	3g	11/29 - 12/3	5	Pakarinen	5g	12/31 - 1/10/2018	
				3	Lavoie	6g	2/19 - 2/23	4	Ford	5g	12/20/15 - 1/2/16	
								4	Hamilton	4g	3/11/16 - 3/19/16	
								4	Deschen	4g	3/11/17-3/18/17	
Assists				Games		Season High						
2	Philp	2a	4/1	4	Malone	4a	12/20 - 12/28	9	Marody	10a	3/2 - 3/29/19	
1	Holloway	1a	4/5	3	Griffith	4a	10/15 - 10/18					
1	Bailey	1a	4/5	3	Esposito	4a	11/29 - 12/3					
1	McKegg	1a	4/5	3	Demers	4a	1/25 - 1/28					
				3	Griffith	6a	2/18 - 2/21					
Games		Points		Games								
5	Holloway	3g-2a	3/26	7	Lavoie	10	5g-5a	1/20 - 2/2	14	Marody	13g-9a	2/17 - 3/24/21
2	Philp	2a	4/1	6	Tullio	6	2g-4a	1/20 - 1/31	13	Griffith	5g-12a	10/17 - 11/27/21
1	Peters	2g	4/5	6	Benson	7	1g-6a	2/11 - 2/21	10	Gambarde	11g-6a	1/18 - 2/9/19
1	Hamblin	1g	4/5	5	Bourgault	6	3g-3a	10/23 - 11/2	10	Marody	7g-10a	3/2 - 3/30/19
1	Bailey	1a	4/5	5	Esposito	6	2g-4a	11/22 - 12/3	10	Benson	5g-13a	3/2 - 3/30/19
1	McKegg	1a	4/5	4	Malone	4	0g-4a	12/20 - 12/28				
Wins												
3	Rodrigue	3-0-0	3/22	4	Pickard	4-0-0	twice	14	Starrett	14-0-0	1/12/19 - 2/25/19	
2	Pickard	2-0-0	3/31					9	Skinner	9-0-0	2.19 - 3/20/21	

\* - streak interrupted by recall to NHL

*italics - streak current, but out injured*



**Transactions**

17-Oct Markus Niemelainen recalled by Edmonton (NHL)  
17-Oct Brad Malone loaned by Edmonton (NHL)  
18-Oct Ryan Fanti loaned by Edmonton to Fort Wayne (ECHL)  
14-Oct Drake Rymsha loaned by Bakersfield to Fort Wayne (ECHL)  
26-Oct Samuel Dove-McFalls loaned by Bakersfield to Fort Wayne (ECHL)  
27-Oct Filip Engaras loaned by Bakersfield to Fort Wayne (ECHL)  
1-Nov Vincent Desharnais loaned by Edmonton (NHL)  
3-Nov Adam Brubacher loaned by Bakersfield to Fort Wayne (ECHL)  
4-Nov Adam Brubacher recalled from loan by Bakersfield (AHL)  
9-Nov Mattias Janmark recalled by Edmonton (NHL)  
9-Nov Klim Kostin recalled by Edmonton (NHL)  
10-Nov Adam Brubacher loaned by Bakersfield to Fort Wayne (ECHL)  
11-Nov Filip Engaras recalled from loan by Bakersfield (AHL)  
16-Nov Adam Brubacher recalled from loan by Bakersfield (AHL)  
16-Nov Ryan Fanti reassigned by Edmonton (NHL) to Bakersfield (AHL)  
18-Nov Brad Maline recalled by Edmonton (NHL)  
25-Nov Markus Niemelainen loaned by Edmonton (NHL)  
25-Nov Philip Broberg recalled by Edmonton (NHL)  
28-Nov James Hamblin recalled by Edmonton (NHL)  
28-Nov Tyler Benson recalled by Edmonton (NHL)  
28-Nov Samuel Dove-McFalls recalled from Fort Wayne (ECHL)  
1-Dec Drake Rymsha recalled from Fort Wayne (ECHL) by Bakersfield (AHL)  
2-Dec Filip Engaras loaned by Bakersfield to Fort Wayne (ECHL)  
3-Dec Adam Brubacher loaned by Bakersfield to Fort Wayne (ECHL)  
3-Dec Max Gildon reassigned from Charlotte (AHL) to Bakersfield (AHL)  
9-Dec Tyler Benson loaned to Bakersfield (AHL)  
9-Dec Alex Peters loaned to Fort Wayne (ECHL)  
16-Dec Brad Malone assigned by Edmonton (NHL) to Bakersfield (AHL)  
19-Dec Jason Demers signed NHL two-way contract; assigned to Bakersfield (AHL)  
30-Dec Alex Peters recalled from Fort Wayne (ECHL) by Bakersfield (AHL)  
7-Jan Justin Bailey signed NHL contract, placed on waivers, reassigned to Bakersfield (AHL)  
7-Jan Ryan Fanti reassigned by Edmonton (NHL) to Fort Wayne (ECHL)  
7-Jan Drake Rymsha loaned by Bakersfield to Fort Wayne (ECHL)  
7-Jan James Hamblin assigned by Edmonton to Bakersfield (AHL)  
9-Jan Ryan Fanti reassigned from Fort Wayne (ECHL) to Bakersfield (AHL)  
9-Jan Adam Brubacher recalled from loan by Bakersfield (AHL)  
9-Jan Vinny Desharnais recalled by Edmonton (NHL)  
9-Jan Calvin Pickard recalled by Edmonton (NHL)  
16-Jan Markus Niemelainen reassigned by Edmonton to Bakersfield (AHL)  
16-Jan Calvin Pickard reassigned by Edmonton to Bakersfield (AHL)  
16-Jan Ryan Fanti reassigned by Edmonton to Fort Wayne (ECHL)  
16-Jan Samuel Dove-McFalls loaned by Bakersfield to Fort Wayne (ECHL)  
20-Jan Adam Brubacher loaned by Bakersfield to Fort Wayne (ECHL)  
20-Jan Devin Shore assigned to Bakersfield (AHL) on conditioning  
20-Jan James Hamblin recalled by Edmonton (NHL)  
23-Jan Filip Engaras recalled from loan and traded to Utica (AHL)  
23-Jan Garret Van Wyhe acquired from Utica (AHL) and loaned to Fort Wayne (ECHL)  
24-Jan Darien Kielb loaned to Fort Wayne (ECHL)  
31-Jan Graham McPhee recalled from loan  
31-Jan Devin Shore recalled from conditioning loan  
8-Feb Darien Kielb recalled from loan  
13-Feb Devin Shore assigned to Bakersfield (AHL)  
14-Feb Devin Shore recalled by Edmonton (NHL)  
15-Feb Devin Shore assigned to Bakersfield (AHL)  
15-Feb Dylan Holloway assigned to Bakersfield (AHL)  
15-Feb Vincent Desharnais loaned by Edmonton (NHL)  
21-Feb Darien Kielb loaned to Fort Wayne (ECHL)  
23-Feb Darien Kielb recalled from loan  
23-Feb Phil Kemp suspended one game  
2-Mar Michael Kesselring recalled by Edmonton (NHL) and traded to Arizona (NHL)  
2-Mar Cam Dineen acquired via trade with Arizona (NHL) and assigned to Bakersfield (AHL)  
7-Mar Graham McPhee traded to Belleville for d-man Xavier Bernard  
7-Mar Sam Dove-McFalls recalled from loan  
15-Mar Darien Kielb loaned to Fort Wayne (ECHL)  
18-Mar Mark Russell recalled from Fort Wayne (ECHL)  
21-Mar Ryan Fanti reassigned to Bakersfield (AHL)  
23-Mar Ryan Fanti reassigned to Fort Wayne (ECHL)  
23-Mar Mark Russell loaned to Fort Wayne (ECHL)  
23-Feb Carl Berglund signed to ATO  
31-Mar Adam Brubacher recalled from loan by Bakersfield (AHL)  
6-Apr Jason Demers recalled by Edmonton (NHL)

# 2022-23 BAKERSFIELD CONDORS BIOS

<b>3 MARKUS NIEMELAINEN</b>		DEFENSE	6-5	203	Shoots Left			CONTRACT: EDMONTON				
DRAFTED: 3rd round (#63 overall), EDM, 2016			Born: June 8, 1998 (24)			Tampere, Finland						
REGULAR SEASON								PLAYOFFS				
Season	Team	League	GP	G	A	PTS	PIM	GP	G	A	PTS	PIM
2015-16	Saginaw Spirit	OHL	65	1	26	27	28	4	0	0	0	0
2016-17	Saginaw Spirit	OHL	59	3	6	9	40					
2017-18	HPK	Liiga	42	1	2	3	24					
2018-19	HPK	Liiga	50	1	4	5	8	18	0	2	2	4
2019-20	Assat	Liiga	55	1	6	7	42					
2020-21	Assat	Liiga	14	0	3	3	35					
	BAKERSFIELD CONDORS	AHL	21	2	4	6	6	0	0	0	0	0
2021-22	BAKERSFIELD CONDORS	AHL	34	2	6	8	12	3	0	0	0	0
	Edmonton Oilers	NHL	20	0	1	1	6					
2022-23	BAKERSFIELD CONDORS	AHL	28	2	5	7	16					
	Edmonton Oilers	NHL	16	0	0	0	0					
<b>Totals</b>	<b>CONDORS TOTALS</b>		<b>83</b>	<b>6</b>	<b>15</b>	<b>21</b>	<b>34</b>	<b>0</b>	<b>0</b>	<b>0</b>	<b>0</b>	<b>0</b>
	<b>NHL TOTALS</b>		<b>36</b>	<b>0</b>	<b>1</b>	<b>1</b>	<b>6</b>	<b>0</b>	<b>0</b>	<b>0</b>	<b>0</b>	<b>0</b>
	<b>AHL TOTALS</b>		<b>83</b>	<b>6</b>	<b>15</b>	<b>21</b>	<b>34</b>	<b>0</b>	<b>0</b>	<b>0</b>	<b>0</b>	<b>0</b>
	<b>LIIGA TOTALS</b>		<b>161</b>	<b>3</b>	<b>15</b>	<b>18</b>	<b>109</b>	<b>18</b>	<b>0</b>	<b>2</b>	<b>2</b>	<b>4</b>
	<b>OHL TOTALS</b>		<b>124</b>	<b>4</b>	<b>32</b>	<b>36</b>	<b>68</b>	<b>4</b>	<b>0</b>	<b>0</b>	<b>0</b>	<b>0</b>

### WHAT YOU NEED TO KNOW

- Signed a two-year NHL ELC with Edmonton on April 30, 2020
- 2021-22: Made NHL debut on Dec. 1, 2021 against Pittsburgh
- 2020-21: Tied for the team lead in goals by a defenseman in 2020-21
- Helped HPK capture the Liiga Championship in 2019
- Represented Finland at the 2015 and 2016 U18 World Championships where he won a Gold and Silver Medal

<b>4 CAM DINEEN</b>		DEFENSE	5-11	195	Shoots Left			CONTRACT: Edmonton				
DRAFTED: 3rd rd. (#68 overall), ARI, 2016			Born: June 19, 1998 (24)			Toms River, NJ						
REGULAR SEASON								PLAYOFFS				
Season	Team	League	GP	G	A	PTS	PIM	GP	G	A	PTS	PIM
2015-16	North Bay Battalion	OHL	68	13	46	59	18					
2016-17	North Bay Battalion	OHL	29	6	8	14	8					
2017-18	North Bay Battalion	OHL	39	11	25	36	10					
	Sarnia Sting	OHL	26	9	19	28	0					
2018-19	Tucson Roadrunners	AHL	57	3	9	12	6					
2019-20	Tucson Roadrunners	AHL	57	5	9	14	12					
2020-21	Tucson Roadrunners	AHL	22	3	7	10	4					
2021-22	Arizona Coyotes	NHL	34	0	7	7	4					
	Tucson Roadrunners	AHL	21	3	16	19	6					
2022-23	Tucson Roadrunners	AHL	50	4	31	35	14					
	BAKERSFIELD CONDORS	AHL	14	1	8	9	0					
<b>Totals</b>	<b>CONDORS TOTALS</b>		<b>14</b>	<b>1</b>	<b>8</b>	<b>9</b>	<b>0</b>	<b>1</b>	<b>0</b>	<b>0</b>	<b>0</b>	<b>0</b>
	<b>AHL TOTALS</b>		<b>221</b>	<b>18</b>	<b>79</b>	<b>97</b>	<b>42</b>	<b>23</b>	<b>1</b>	<b>11</b>	<b>12</b>	<b>0</b>
	<b>OHL TOTALS</b>		<b>162</b>	<b>39</b>	<b>38</b>	<b>137</b>	<b>36</b>	<b>23</b>	<b>1</b>	<b>11</b>	<b>12</b>	<b>0</b>

### WHAT YOU NEED TO KNOW

- Acquired via trade with Nick Bjugstad for Michael Kesselring and a third round selection on March 2, 2023
- Sixth in the AHL scoring race for a d-man at time of acquisition
- Made his NHL debut on Nov. 5, 2021 with Arizona against Anaheim
- Named to the OHL All-Rookie Team in 2016

<b>5 JASON DEMERS</b>		DEFENSE	6-1	195	Shoots Right			CONTRACT: NHL				
DRAFTED: 7th rd. (#186 overall), SJS, 2006			Born: June 9, 1988 (34)			Dorval, Quebec, CAN			VETERAN			
REGULAR SEASON								PLAYOFFS				
Season	Team	League	GP	G	A	PTS	PIM	GP	G	A	PTS	PIM
2004-05	Moncton Wildcats	QMJHL	25	0	1	1	10					
2005-06	Moncton Wildcats	QMJHL	21	1	3	4	15					
	Victoriaville Tigres	QMJHL	33	2	13	15	58					
2006-07	Victoriaville Tigres	QMJHL	69	5	19	24	98					
2007-08	Victoriaville Tigres	QMJHL	67	9	55	64	91					
2008-09	Worcester Sharks	AHL	78	2	31	33	54					
2009-10	San Jose Sharks	NHL	51	4	17	21	21					
	Worcester Sharks	AHL	25	4	13	17	24					
2010-11	San Jose Sharks	NHL	75	2	22	24	28					
2011-12	San Jose Sharks	NHL	57	4	9	13	22					
2012-13	Karpat (lockout)	SM-Liiga	30	5	16	21	18					
	San Jose Sharks	NHL	22	1	2	3	10					
2013-14	San Jose Sharks	NHL	75	5	29	34	30					
2014-15	San Jose Sharks	NHL	20	0	3	3	8					
	Dallas Stars	NHL	61	5	17	22	63					
2015-16	Dallas Stars	NHL	62	7	16	23	72					
2016-17	Florida Panthers	NHL	81	9	19	28	53					
2017-18	Arizona Coyotes	NHL	69	6	14	20	37					
2018-19	Arizona Coyotes	NHL	35	2	6	8	12					
	Tucson Roadrunners	AHL	1	0	1	1	0					
2019-20	Arizona Coyotes	NHL	50	0	11	11	25					
2020-21	Arizona Coyotes	NHL	41	0	4	4	26					
2021-22	Ak Bars Karzan	KHL	5	0	1	1	4					
	Canada	Olympics	5	0	2	2	0					
2022-23	BAKERSFIELD CONDORS	AHL	55	0	18	18	71					
<b>Totals</b>	<b>CONDORS TOTALS</b>		<b>55</b>	<b>0</b>	<b>18</b>	<b>18</b>	<b>71</b>					
	<b>NHL TOTALS</b>		<b>699</b>	<b>45</b>	<b>169</b>	<b>214</b>	<b>407</b>					
	<b>AHL TOTALS</b>		<b>159</b>	<b>6</b>	<b>63</b>	<b>69</b>	<b>149</b>					
	<b>QMJHL TOTALS</b>		<b>215</b>	<b>17</b>	<b>91</b>	<b>108</b>	<b>181</b>					

#### WHAT YOU NEED TO KNOW

- Signed a PTO with the Condors on Oct. 12, 2022 after appearing in Training Camp with Edmonton on a PTO
- 2021-22 - represented Team Canada at the Olympics in Beijing
- Has advanced twice to the Western Conference Finals of the Stanley Cup Playoffs
- Won a Silver Medal at the 2017 World Championships with Canada
- Led Florida Panthers d-men in goals with 9 in 2016-17

<b>7 XAVIER BERNARD</b>		DEFENSE	6-3	205	Shoots Left			CONTRACT: BAKERSFIELD				
DRAFTED: 4th rd. (110 overall), NJD, 2018			Born: January 6, 2000 (23)			Mercier, Quebec						
REGULAR SEASON								PLAYOFFS				
Season	Team	League	GP	G	A	PTS	PIM	GP	G	A	PTS	PIM
2016-17	Drummondville Voltiguers	QMJHL	55	1	5	6	20					
2017-18	Drummondville Voltiguers	QMJHL	66	11	24	35	64					
2018-19	Drummondville Voltiguers	QMJHL	32	5	11	16	59					
	Charlottetown Islanders	QMJHL	34	1	8	9	24					
2019-20	Charlottetown Islanders	QMJHL	33	4	8	12	52					
	Sherbrooke Phoenix	QMJHL	29	1	16	17	24					
2020-21	Sherbrooke Phoenix	QMJHL	7	0	4	4	6					
	Val D'Or Foreurs	QMJHL	19	0	4	4	16					
2021-22	Belleville Senators	AHL	21	0	2	2	6					
	Atlanta Gladiators	ECHL	25	3	8	11	10					
2022-23	Belleville Senators	AHL	17	0	1	1	8					
	Allen Americans	ECHL	18	0	8	8	16					
	BAKERSFIELD CONDORS	AHL	9	1	0	1	8					
<b>Totals</b>	<b>CONDORS TOTALS</b>		<b>9</b>	<b>1</b>	<b>0</b>	<b>1</b>	<b>8</b>					
	<b>AHL TOTALS</b>		<b>47</b>	<b>1</b>	<b>3</b>	<b>4</b>	<b>22</b>					
	<b>QMJHL TOTALS</b>		<b>275</b>	<b>23</b>	<b>80</b>	<b>103</b>	<b>265</b>	<b>35</b>	<b>2</b>	<b>9</b>	<b>11</b>	<b>36</b>

#### WHAT YOU NEED TO KNOW

- Acquired via trade on March 7, 2023 in exchange for Graham McPhee
- Former teammate of Olivier Rodrigue and Raphael Lavoie

<b>8 YANNI KALDIS</b>		DEFENSE	5-11	187	Shoots Left			CONTRACT: BAKERSFIELD				
			Born: September 30, 1995 (27)			St - Laurent, Quebec						
		REGULAR SEASON						PLAYOFFS				
Season	Team	League	GP	G	A	PTS	PIM	GP	G	A	PTS	PIM
2016-17	Cornell University	NCAA	35	1	13	14	26					
2017-18	Cornell University	NCAA	33	4	15	19	14					
2018-19	Cornell University	NCAA	36	4	15	19	14					
2019-20	Cornell University	NCAA	29	5	19	24	4					
2020-21	Dornbirner EC	ICEHL	34	2	11	13	10					
	BAKERSFIELD CONDORS	AHL	28	0	7	7	6	6	0	0	0	2
2021-22	BAKERSFIELD CONDORS	AHL	53	7	24	31	28	5	0	4	4	2
2022-23	BAKERSFIELD CONDORS	AHL	48	6	16	22	27					
<b>Totals</b>	<b>CONDORS TOTALS</b>		<b>129</b>	<b>13</b>	<b>47</b>	<b>60</b>	<b>61</b>	<b>11</b>	<b>0</b>	<b>4</b>	<b>4</b>	<b>4</b>
	<b>AHL TOTALS</b>		<b>129</b>	<b>13</b>	<b>47</b>	<b>60</b>	<b>61</b>	<b>11</b>	<b>0</b>	<b>4</b>	<b>4</b>	<b>4</b>
	<b>NCAA TOTALS</b>		<b>133</b>	<b>14</b>	<b>71</b>	<b>85</b>	<b>64</b>					

#### WHAT YOU NEED TO KNOW

- Signed a one-year AHL contract extension on June 16, 2022
- 2021-22: Led all Condors d-men in scoring with 31 points and goals with seven
- 2020-21: Had a three-game assist streak from 3/3/21 - 3/7/21
- All-ECAC First All-Star Team selection as a senior in 2019-20
- All-Ivy League First Team selection all four years at Cornell
- Helped the Big Red to two ECAC regular season titles and three trips to the NCAA Frozen Four Tournament

<b>9 LUKE ESPOSITO</b>		CENTER	5-10	183	Shoots Left			CONTRACT: BAKERSFIELD				
			Born: October 18, 1993 (28)			Andover, Massachusetts						
		REGULAR SEASON						PLAYOFFS				
Season	Team	League	GP	G	A	PTS	PIM	GP	G	A	PTS	PIM
2013-14	Harvard University	NCAA	29	5	10	15	22					
2014-15	Harvard University	NCAA	32	5	12	17	19					
2015-16	Harvard University	NCAA	34	5	16	21	19					
2016-17	Harvard University	NCAA	36	16	20	36	36					
2017-18	Grand Rapids Griffins	AHL	31	1	7	8	10	5	0	1	1	0
	Toledo Walleye	ECHL	14	2	3	5	4					
2018-19	BAKERSFIELD CONDORS	AHL	63	7	17	24	51	8	1	2	3	7
2019-20	BAKERSFIELD CONDORS	AHL	56	7	18	24	43					
2020-21	BAKERSFIELD CONDORS	AHL	39	7	5	12	50	6	1	0	1	2
2021-22	BAKERSFIELD CONDORS	AHL	63	8	17	25	69	5	0	1	1	9
2022-23	BAKERSFIELD CONDORS	AHL	65	4	15	19	92					
<b>Totals</b>	<b>CONDORS TOTALS</b>		<b>286</b>	<b>33</b>	<b>72</b>	<b>104</b>	<b>305</b>	<b>19</b>	<b>2</b>	<b>3</b>	<b>5</b>	<b>18</b>
	<b>AHL TOTALS</b>		<b>317</b>	<b>34</b>	<b>79</b>	<b>104</b>	<b>315</b>	<b>24</b>	<b>2</b>	<b>4</b>	<b>6</b>	<b>18</b>
	<b>NCAA TOTALS</b>		<b>131</b>	<b>31</b>	<b>58</b>	<b>89</b>	<b>96</b>	<b>0</b>	<b>0</b>	<b>0</b>	<b>0</b>	<b>0</b>

#### WHAT YOU NEED TO KNOW

- Signed a one-year AHL contract extension on June 16, 2022
- Third in games played by a Condor in the AHL with 221 entering 2022-23
- 2021-22: Career high in goals with eight and points with 25
- 2020-21: Led the Condors in PIMs with 50
- 2018-19: Set new career highs in goals, assists, and points
- 2018-19: 18 points (5g-13a) over his last 33 games
- Two-time ECAC Champion with Harvard (2017, 2015)
- Named to the 2017 ECAC All-Tournament team

<b>10 XAVIER BOURGAULT</b>		Right Wing	6-0	172	Shoots Right			CONTRACT: EDMONTON				
DRAFTED: 1st round (#22 overall), EDM, 2021			Born: Oct. 22, 2002 (20)			L'Islet, Quebec			ROOKIE			
		REGULAR SEASON						PLAYOFFS				
Season	Team	League	GP	G	A	PTS	PIM	GP	G	A	PTS	PIM
2018-19	Shawinigan Cataractes	QMJHL	62	7	13	20	12	6	0	1	1	0
2019-20	Shawinigan Cataractes	QMJHL	63	33	38	71	20					
2020-21	Shawinigan Cataractes	QMJHL	29	20	20	40	6	5	0	4	4	2
2021-22	Shawinigan Cataractes	QMJHL	43	36	39	75	20	16	12	10	22	10
2022-23	BAKERSFIELD CONDORS	AHL	57	13	18	31	14					
<b>Totals</b>	<b>CONDORS TOTALS</b>		<b>57</b>	<b>13</b>	<b>18</b>	<b>31</b>	<b>14</b>	<b>0</b>	<b>0</b>	<b>0</b>	<b>0</b>	<b>0</b>
	<b>AHL TOTALS</b>		<b>57</b>	<b>13</b>	<b>18</b>	<b>31</b>	<b>14</b>	<b>0</b>	<b>0</b>	<b>0</b>	<b>0</b>	<b>0</b>
	<b>QMJHL TOTALS</b>		<b>197</b>	<b>96</b>	<b>110</b>	<b>206</b>	<b>58</b>	<b>27</b>	<b>12</b>	<b>15</b>	<b>27</b>	<b>12</b>

#### WHAT YOU NEED TO KNOW

- Signed a three-year NHL Entry Level Contract with Edmonton after being drafted 22nd overall by the Oilers in 2021
- 2021-22: led Shawinigan in goals with 36 and was second in scoring with 75 points as the Cataractes won the QMJHL Presidents Trophy

<b>11 JAMES HAMBLIN</b>		<b>LEFT WING</b>	<b>5-9</b>	<b>180</b>	<b>Shoots Left</b>			<b>CONTRACT: EDMONTON</b>				
			<b>Born: April 27, 1999 (23)</b>			<b>Edmonton, Alberta</b>						
<b>REGULAR SEASON</b>								<b>PLAYOFFS</b>				
<b>Season</b>	<b>Team</b>	<b>League</b>	<b>GP</b>	<b>G</b>	<b>A</b>	<b>PTS</b>	<b>PIM</b>	<b>GP</b>	<b>G</b>	<b>A</b>	<b>PTS</b>	<b>PIM</b>
2015-16	Medicine Hat Tigers	WHL	54	2	1	3	14					
2016-17	Medicine Hat Tigers	WHL	69	23	24	47	32	11	2	3	5	0
2017-18	Medicine Hat Tigers	WHL	70	21	43	64	30					
2018-19	Medicine Hat Tigers	WHL	67	33	44	77	18					
2019-20	Medicine Hat Tigers	WHL	63	36	56	92	35	6	5	2	7	6
2020-21	Ostersunds IK	HockeyEttan	22	12	13	25	10					
	BAKERSFIELD CONDORS	AHL	37	7	8	15	2	6	0	1	1	2
2021-22	BAKERSFIELD CONDORS	AHL	64	21	14	35	28	5	1	1	2	0
2022-23	BAKERSFIELD CONDORS	AHL	47	10	16	26	14					
<b>Totals</b>	<b>CONDORS TOTALS</b>		<b>148</b>	<b>38</b>	<b>38</b>	<b>76</b>	<b>44</b>	<b>11</b>	<b>1</b>	<b>1</b>	<b>2</b>	<b>2</b>
	<b>AHL TOTALS</b>		<b>148</b>	<b>38</b>	<b>38</b>	<b>76</b>	<b>44</b>	<b>11</b>	<b>1</b>	<b>1</b>	<b>2</b>	<b>2</b>
	<b>WHL TOTALS</b>		<b>323</b>	<b>115</b>	<b>168</b>	<b>283</b>	<b>129</b>	<b>17</b>	<b>7</b>	<b>5</b>	<b>12</b>	<b>6</b>

#### WHAT YOU NEED TO KNOW

- Signed a two-year NHL deal with Edmonton on March 2, 2022, beginning with the 2022-23 season
- 2021-22: Reached the 20-goal plateau in his sophomore season; scored an overtime playoff goal against Abbotsford in Round 1, Game 1
- 2020-21: Led all Condors rookies in goals with seven
- 2019-20: Finished third in the WHL in scoring with 92 points (36g-56a) in 63 games
- Led Medicine Hat in scoring in each of his final two seasons
- Former teammate of Tyler Benson with Southside Athletic Club (SSAC) Lions Bantam program in Edmonton

<b>14 GREG McKEGG</b>		<b>CENTER</b>	<b>6-0</b>	<b>194</b>	<b>Shoots Left</b>			<b>CONTRACT: EDMONTON</b>				
<b>DRAFTED: 3rd rd. (#62 overall), TML, 2010</b>			<b>Born: June 17, 1992 (30)</b>			<b>St. Thomas, Ontario, CAN</b>		<b>VETERAN</b>				
<b>REGULAR SEASON</b>								<b>PLAYOFFS</b>				
<b>Season</b>	<b>Team</b>	<b>League</b>	<b>GP</b>	<b>G</b>	<b>A</b>	<b>PTS</b>	<b>PIM</b>	<b>GP</b>	<b>G</b>	<b>A</b>	<b>PTS</b>	<b>PIM</b>
2008-09	Erie Otters	OHL	64	8	10	18	22	5	2	1	3	4
2009-10	Erie Otters	OHL	67	37	48	85	32	4	2	1	3	0
2010-11	Erie Otters	OHL	66	49	43	92	35	7	4	1	5	12
	Toronto Marlies	AHL	2	1	0	1	0					
2011-12	Erie Otters	OHL	35	12	22	34	34					
	London Knights	OHL	30	19	22	41	41	15	4	7	11	2
2012-13	Toronto Marlies	AHL	61	8	15	23	22	9	3	3	6	10
2013-14	Toronto Maple Leafs	NHL	1	0	0	0	0					
	Toronto Marlies	AHL	65	19	28	47	31	14	3	3	6	10
2014-15	Toronto Maple Leafs	NHL	3	0	0	0	0					
	Toronto Marlies	AHL	62	22	15	37	39	5	2	0	2	12
2015-16	Florida Panthers	NHL	15	2	0	2	2	1	0	0	0	2
	Portland Pirates	AHL	47	10	13	23	22	3	1	0	1	2
2016-17	Florida Panthers	NHL	31	3	3	6	11					
	Springfield Thunderbirds	AHL	7	2	2	4	2					
	Tampa Bay Lightning	NHL	15	0	1	1	11					
2017-18	Pittsburgh Penguins	NHL	26	2	2	4	8					
	Wilkes-Barre/Scranton Penguins	AHL	28	5	7	12	10					
	Charlotte Checkers	AHL	19	9	14	23	4	8	1	4	5	2
2018-19	Carolina Hurricanes	NHL	41	6	5	11	8	14	2	0	2	4
	Charlotte Checkers	AHL	31	6	17	23	18					
2019-20	New York Rangers	NHL	53	5	4	9	17	3	0	0	0	2
2020-21	Boston Bruins	NHL	5	1	0	1	2					
	Providence Bruins	AHL	2	0	2	2	0					
2021-22	New York Rangers	NHL	43	2	3	5	6					
	Hartford Wolf Pack	AHL	1	0	0	0	0					
2022-23	BAKERSFIELD CONDORS	AHL	64	7	13	20	60					
<b>Totals</b>	<b>CONDORS TOTALS</b>		<b>64</b>	<b>7</b>	<b>13</b>	<b>20</b>	<b>60</b>	<b>0</b>	<b>0</b>	<b>0</b>	<b>0</b>	<b>0</b>
	<b>NHL TOTALS</b>		<b>233</b>	<b>21</b>	<b>18</b>	<b>39</b>	<b>65</b>	<b>18</b>	<b>2</b>	<b>0</b>	<b>2</b>	<b>8</b>
	<b>AHL TOTALS</b>		<b>389</b>	<b>89</b>	<b>126</b>	<b>215</b>	<b>208</b>	<b>39</b>	<b>10</b>	<b>10</b>	<b>20</b>	<b>36</b>
	<b>OHL TOTALS</b>		<b>262</b>	<b>125</b>	<b>145</b>	<b>270</b>	<b>143</b>	<b>31</b>	<b>12</b>	<b>10</b>	<b>22</b>	<b>18</b>

#### WHAT YOU NEED TO KNOW

- Signed a two-year NHL deal with Edmonton on July 13, 2022
- 2021-22 - played 43 games with the New York Rangers and registered five points (2g-3a)
- Had 22 goals in 2014-15 with Marlies which was second on the team
- Advanced to the Western Conference Finals in 2014 with the Marlies
- Won an OHL Championship with London in 2012

<b>15 NOAH PHILP</b>		Right Wing	6-3	198	Shoots Right			CONTRACT: EDMONTON				
		Born: Aug 31, 1998 (24)						Canmore, Alberta, CAN				
		REGULAR SEASON						PLAYOFFS				
Season	Team	League	GP	G	A	PTS	PIM	GP	G	A	PTS	PIM
2015-16	Kootenay Ice	WHL	67	6	16	22	14					
2016-17	Kootenay Ice	WHL	65	8	11	19	14					
2017-18	Seattle Thunderbirds	WHL	71	14	36	50	20	5	0	0	0	4
2018-19	Seattle Thunderbirds	WHL	56	26	49	75	19	6	2	2	4	2
	Stockton Heat	AHL	2	0	0	0	2					
2019-20	U of Alberta	Canada West	28	12	15	27	20					
2021-22	U of Alberta	Canada West	8	8	3	11	2					
2021-22	BAKERSFIELD CONDORS	AHL	3	0	0	0	0	3	0	1	1	0
2022-23	BAKERSFIELD CONDORS	AHL	64	16	15	31	57					
<b>Totals</b>	<b>CONDORS TOTALS</b>		<b>67</b>	<b>16</b>	<b>15</b>	<b>31</b>	<b>57</b>	<b>3</b>	<b>0</b>	<b>1</b>	<b>1</b>	<b>0</b>
	<b>AHL TOTALS</b>		<b>68</b>	<b>16</b>	<b>15</b>	<b>31</b>	<b>59</b>	<b>3</b>	<b>0</b>	<b>1</b>	<b>1</b>	<b>0</b>
	<b>WHL TOTALS</b>		<b>259</b>	<b>54</b>	<b>112</b>	<b>166</b>	<b>67</b>					

#### WHAT YOU NEED TO KNOW

- Signed a one-year NHL ELC with the Oilers for 2022-23
- 2021-22: Joined the Condors on a tryout, had an assist in three Calder Cup Playoff games
- Led the 2018-19 Thunderbirds in assists and was second in scoring

<b>16 TYLER BENSON</b>		LEFT WING	6-0	183	Shoots Left			CONTRACT: EDMONTON				
		DRAFTED: Rd 2 (32nd overall), EDM, 2016			Born: March 15, 1998 (24)			Edmonton, Alberta				
		REGULAR SEASON						PLAYOFFS				
Season	Team	League	GP	G	A	PTS	PIM	GP	G	A	PTS	PIM
2013-14	Vancouver Giants	WHL	7	0	0	0	0					
2014-15	Vancouver Giants	WHL	62	14	31	45	55					
2015-16	Vancouver Giants	WHL	30	9	19	28	46					
2016-17	Vancouver Giants	WHL	33	11	31	42	31					
2017-18	Vancouver Giants	WHL	58	27	42	69	39					
	BAKERSFIELD CONDORS	AHL	5	0	3	3	0					
2018-19	BAKERSFIELD CONDORS	AHL	68	15	51	66	44	10	1	6	7	10
2019-20	BAKERSFIELD CONDORS	AHL	47	9	27	36	34					
	Edmonton Oilers	NHL	7	0	1	1	0					
2020-21	GC Kusnacht Lions	Swiss League	15	2	17	19	20					
	BAKERSFIELD CONDORS	AHL	36	10	26	36	24					
2021-22	Edmonton Oilers	NHL	29	1	1	2	18					
	BAKERSFIELD CONDORS	AHL	18	3	7	10	6					
2022-23	BAKERSFIELD CONDORS	AHL	39	5	17	22	29					
<b>Totals</b>	<b>CONDORS TOTALS</b>		<b>213</b>	<b>43</b>	<b>132</b>	<b>175</b>	<b>145</b>	<b>10</b>	<b>1</b>	<b>6</b>	<b>7</b>	<b>10</b>
	<b>NHL TOTALS</b>		<b>36</b>	<b>1</b>	<b>2</b>	<b>3</b>	<b>18</b>					
	<b>AHL TOTALS</b>		<b>213</b>	<b>43</b>	<b>132</b>	<b>175</b>	<b>145</b>	<b>10</b>	<b>1</b>	<b>6</b>	<b>7</b>	<b>10</b>
	<b>WHL TOTALS</b>		<b>190</b>	<b>61</b>	<b>123</b>	<b>184</b>	<b>171</b>	<b>7</b>	<b>3</b>	<b>8</b>	<b>11</b>	<b>10</b>

#### WHAT YOU NEED TO KNOW

- Scored his first NHL goal on Feb. 20, 2022 against Minnesota
- 2020-21: Tied for 3rd in the AHL in scoring with 36 points; scored the Chick Cup Game-Winning Goal
- Named to the 2020 AHL All-Star Classic held in Ontario
- 2019-20: Second on the Condors in scoring with 36 points (9g-27a) in 47 games
- Made his NHL debut on Feb. 6, 2020 against San Jose and recorded his first assist on Feb. 16 at Carolina
- Finished fifth on the Condors in 2019 Calder Cup Playoffs scoring, including an assist on Josh Currie's double overtime Game 5 winner
- Set a new Condors AHL scoring mark in 2018-19 with 66 points
- Named to the 2018-19 AHL All-Rookie Team and AHL Second All-Star Team
- Named AHL Rookie of the Month in March 2019
- Finished second in the 2018-19 AHL Rookie Scoring race and was 8th in the AHL scoring race
- Signed a three-year NHL entry level contract on December 30, 2016 with Edmonton
- In 2017-18, was second on the Giants in scoring with 69 points in 58 games
- Led the Giants in playoff scoring in 2018 with 11 points (3g-8a) in 7 games
- Three-year captain of the Giants

<b>17 BRAD MALONE</b>		<b>CENTER</b>	<b>6-2</b>	<b>217</b>	<b>Shoots Left</b>			<b>CONTRACT: EDMONTON</b>					
<b>DRAFTED: 4th rd. (#105 overall), COL, 2007</b>					<b>Born: May 20, 1989 (33)</b>			<b>Chatham, New Brunswick VETERAN</b>					
		<b>REGULAR SEASON</b>							<b>PLAYOFFS</b>				
<b>Season</b>	<b>Team</b>	<b>League</b>	<b>GP</b>	<b>G</b>	<b>A</b>	<b>PTS</b>	<b>PIM</b>	<b>GP</b>	<b>G</b>	<b>A</b>	<b>PTS</b>	<b>PIM</b>	
2007-08	University of North Dakota	NCAA	34	1	2	3	44						
2008-09	University of North Dakota	NCAA	41	5	12	17	77						
2009-10	University of North Dakota	NCAA	43	11	14	25	102						
2010-11	University of North Dakota	NCAA	43	16	24	40	108						
2011-12	Lake Erie Monsters	AHL	0	0	0	0	0	3	0	1	1	2	
	Colorado Avalanche	NHL	9	0	2	2	0						
2012-13	Lake Erie Monsters	AHL	67	11	25	36	89						
	Colorado Avalanche	NHL	13	1	1	2	16						
2013-14	Lake Erie Monsters	AHL	63	10	14	24	99						
	Colorado Avalanche	NHL	32	3	2	5	23	6	0	0	0	2	
2014-15	Lake Erie Monsters	AHL	35	8	7	15	75						
	Carolina Hurricanes	NHL	65	7	8	15	74						
2015-16	Carolina Hurricanes	NHL	57	2	4	6	75						
	Hershey Bears	AHL	52	7	13	20	66						
2016-17	Chicago Wolves	AHL	19	4	4	8	6						
	BAKERSFIELD CONDORS	AHL	56	13	20	33	49						
2017-18	Edmonton Oilers	NHL	7	0	0	0	6						
	BAKERSFIELD CONDORS	AHL	43	8	17	25	45	10	5	8	13	16	
2018-19	Edmonton Oilers	NHL	16	0	0	0	4						
	BAKERSFIELD CONDORS	AHL	49	13	18	31	88						
2019-20	BAKERSFIELD CONDORS	AHL	26	10	11	21	41	6	2	1	3	4	
2020-21	BAKERSFIELD CONDORS	AHL	52	14	25	39	65	5	2	2	4	4	
	Edmonton Oilers	NHL	8	1	1	2	2	2	0	0	0	12	
2022-23	BAKERSFIELD CONDORS	AHL	36	2	17	19	22						
	Edmonton Oilers	NHL	10	0	0	0	0						
<b>Totals</b>	<b>CONDORS TOTALS</b>		<b>262</b>	<b>60</b>	<b>108</b>	<b>168</b>	<b>222</b>	<b>21</b>	<b>9</b>	<b>11</b>	<b>20</b>	<b>24</b>	
	<b>NHL TOTALS</b>		<b>215</b>	<b>14</b>	<b>18</b>	<b>32</b>	<b>200</b>	<b>8</b>	<b>0</b>	<b>0</b>	<b>0</b>	<b>14</b>	
	<b>AHL TOTALS</b>		<b>498</b>	<b>100</b>	<b>171</b>	<b>271</b>	<b>645</b>	<b>24</b>	<b>9</b>	<b>12</b>	<b>21</b>	<b>26</b>	
	<b>NCAA TOTALS</b>		<b>161</b>	<b>33</b>	<b>52</b>	<b>85</b>	<b>331</b>	<b>0</b>	<b>0</b>	<b>0</b>	<b>0</b>	<b>0</b>	

#### WHAT YOU NEED TO KNOW

- Signed a two-year NHL contract extension with the Oilers on June 13, 2022
- Enters 2022-23 second in games played by a Condor, fourth in goals, third in assists, and fourth in scoring
- 2021-22: Played in his 200th NHL game and was fourth on the Condors in scoring
- 2020-21: Recorded his first career hat trick as part of a four-point night on 4/28/21
- 2019-20: Tied a career high with 13 goals and extended a streak of six consecutive seasons with a shorthanded tally
- Led the Condors in 2019 Calder Cup Playoffs scoring with 13 points in 10 games
- In 2018-19, set new AHL career highs in points per game and plus/minus (+10)
- Played 16 games with Edmonton during the second half of the season
- Scored the Condors 2017 Teddy Bear Toss goal
- Part of a 2017 trade which sent Kevin Shattenkirk to the Capitals; Malone finished season with Chicago (AHL)
- 18 fighting majors in 176 NHL games and 13 majors in 236 AHL contests
- Won two WCHA titles at the University of North Dakota
- Uncle, Greg, played over 700 NHL and was Director of Scouting for the Pittsburgh Penguins for their first two Stanley Cup Championships

<b>19 DINO KAMBEITZ</b>		<b>RIGHT WING</b>	<b>6-2</b>	<b>210</b>	<b>Shoots Right</b>			<b>CONTRACT: BAKERSFIELD</b>					
<b>Born: Jan. 25, 2000 (22)</b>					<b>Parker, Colorado</b>								
		<b>REGULAR SEASON</b>							<b>PLAYOFFS</b>				
<b>Season</b>	<b>Team</b>	<b>League</b>	<b>GP</b>	<b>G</b>	<b>A</b>	<b>PTS</b>	<b>PIM</b>	<b>GP</b>	<b>G</b>	<b>A</b>	<b>PTS</b>	<b>PIM</b>	
2016-17	Victoria Royals	WHL	2	0	0	0	0						
2017-18	Victoria Royals	WHL	69	11	7	18	54						
2018-19	Victoria Royals	WHL	67	9	16	25	48						
2019-20	Lethbridge Hurricanes	WHL	52	16	13	29	49						
2020-21	Lethbridge Hurricanes	WHL	21	6	14	20	37						
2021-22	BAKERSFIELD CONDORS	AHL	53	7	8	15	29	5	1	2	3	2	
2022-23	BAKERSFIELD CONDORS	AHL	59	5	6	11	34						
<b>Totals</b>	<b>CONDORS TOTALS</b>		<b>112</b>	<b>12</b>	<b>14</b>	<b>26</b>	<b>63</b>	<b>5</b>	<b>1</b>	<b>2</b>	<b>3</b>	<b>2</b>	
	<b>AHL TOTALS</b>		<b>112</b>	<b>12</b>	<b>14</b>	<b>26</b>	<b>63</b>	<b>5</b>	<b>1</b>	<b>2</b>	<b>3</b>	<b>2</b>	
	<b>WHL TOTALS</b>		<b>211</b>	<b>42</b>	<b>50</b>	<b>92</b>	<b>188</b>	<b>13</b>	<b>5</b>	<b>3</b>	<b>8</b>	<b>8</b>	

#### WHAT YOU NEED TO KNOW

- Signed a one-year AHL contract extension on June 16, 2022
- 2021-22: Had 15 points in 53 games as a rookie and three points in five games during the Calder Cup Playoffs
- 2020-21: Captained the Lethbridge Hurricanes

<b>25 PHILIP KEMP</b>		DEFENSE	6-3	211	Shoots Right			CONTRACT: Edmonton				
DRAFTED: 7th rd. (#208 overall), EDM, 2017			Born: Feb. 12, 1999 (22)			Greenwich, CT						
REGULAR SEASON								PLAYOFFS				
Season	Team	League	GP	G	A	PTS	PIM	GP	G	A	PTS	PIM
2017-18	Yale University	NCAA	26	3	5	8	8					
2018-19	Yale University	NCAA	30	3	5	8	35					
	USA U-20	WJC-20	7	0	1	1	0					
2019-20	Yale University	NCAA	32	3	8	11	10					
2020-21	Vasby IK	SWE-Allsvenskan	32	3	7	10	10	5	0	2	2	2
	BAKERSFIELD CONDORS	AHL	12	0	1	1	4	2	1	0	1	2
2021-22	BAKERSFIELD CONDORS	AHL	55	3	6	9	21					
2022-23	BAKERSFIELD CONDORS	AHL	65	5	13	18	49					
<b>Totals</b>	<b>CONDORS TOTALS</b>		<b>132</b>	<b>8</b>	<b>20</b>	<b>28</b>	<b>74</b>	<b>2</b>	<b>1</b>	<b>0</b>	<b>1</b>	<b>2</b>
	<b>AHL TOTALS</b>		<b>132</b>	<b>8</b>	<b>20</b>	<b>28</b>	<b>74</b>	<b>2</b>	<b>1</b>	<b>0</b>	<b>1</b>	<b>2</b>
	<b>NCAA TOTALS</b>		<b>88</b>	<b>9</b>	<b>18</b>	<b>27</b>	<b>53</b>					

#### WHAT YOU NEED TO KNOW

- Signed a three-year NHL Entry Level Contract with the Oilers on Nov. 25, 2020
- 2020-21: Scored in the postseason (Game 3 of the Pacific Division Finals)
- Began his pro career with Vasby (Sweden) and had 10 points in 32 games
- Won a Silver Medal with Team USA at the 2019 World Junior Championships

<b>28 ALEX PETERS</b>		DEFENSE	6-4	228	Shoots Left			CONTRACT: BAKERSFIELD				
DRAFTED: Round 3 (#75 overall), DAL, 2014			Born: July 2, 1996 (25)			Blyth, Ontario						
REGULAR SEASON								PLAYOFFS				
Season	Team	League	GP	G	A	PTS	PIM	GP	G	A	PTS	PIM
2012-13	Plymouth Whalers	OHL	58	0	12	12	31					
2013-14	Plymouth Whalers	OHL	50	3	6	9	44					
2014-15	Plymouth Whalers	OHL	8	0	4	4	14					
2015-16	Flint Firebirds	OHL	55	1	11	12	66					
2016-17	Flint Firebirds	OHL	68	10	24	34	76					
2017-18	Saint Mary's U	Usports	24	3	10	13	48					
2018-19	Saint Mary's U	Usports	20	5	8	13	34					
2019-20	Saint Mary's U	Usports	7	1	6	7	6					
2020-21	Wichita Thunder	ECHL	35	4	8	12	39					
2021-22	Wichita Thunder	ECHL	29	7	15	22	36					
	BAKERSFIELD CONDORS	AHL	15	1	4	5	15	4	1	0	1	0
2022-23	BAKERSFIELD CONDORS	AHL	41	7	9	16	57					
<b>Totals</b>	<b>CONDORS TOTALS</b>		<b>59</b>	<b>8</b>	<b>13</b>	<b>21</b>	<b>71</b>	<b>4</b>	<b>1</b>	<b>0</b>	<b>1</b>	<b>0</b>
	<b>AHL TOTALS</b>		<b>59</b>	<b>8</b>	<b>13</b>	<b>21</b>	<b>71</b>	<b>4</b>	<b>1</b>	<b>0</b>	<b>1</b>	<b>0</b>
	<b>OHL TOTALS</b>		<b>239</b>	<b>14</b>	<b>57</b>	<b>71</b>	<b>231</b>	<b>23</b>	<b>2</b>	<b>2</b>	<b>4</b>	<b>25</b>

#### WHAT YOU NEED TO KNOW

- Signed an AHL deal with the Condors on 4/6/22
- 2021-22: Was the captain of the Wichita Thunder (ECHL) and scored a Calder Cup Playoffs goal for the Condors in round 2 against Stockton

<b>38 MAX GILDON</b>		DEFENSE	6-3	192	Shoots Left			CONTRACT: FLORIDA (NHL)				
DRAFTED: 3rd rd. (#66 overall) FLA, 2017			Born: May 17, 1999 (23)			Plano, Texas						
REGULAR SEASON								PLAYOFFS				
Season	Team	League	GP	G	A	PTS	PIM	GP	G	A	PTS	PIM
2017-28	University of New Hampshire	NCAA	36	8	15	23	47					
2018-19	University of New Hampshire	NCAA	31	6	15	21	45					
2019-20	University of New Hampshire	NCAA	34	7	22	29	40					
2020-21	BAKERSFIELD CONDORS	AHL	32	2	17	19	27					
2021-22	Charlotte Checkers	AHL	22	1	4	5	6					
2022-23	Charlotte Checkers	AHL	6	0	2	2	2					
	BAKERSFIELD CONDORS		37	2	10	12	40					
<b>Totals</b>	<b>CONDORS TOTALS</b>		<b>69</b>	<b>4</b>	<b>27</b>	<b>31</b>	<b>67</b>					
	<b>AHL TOTALS</b>		<b>97</b>	<b>5</b>	<b>33</b>	<b>38</b>	<b>75</b>					
	<b>NCAA TOTALS</b>		<b>101</b>	<b>21</b>	<b>52</b>	<b>73</b>	<b>132</b>					

#### WHAT YOU NEED TO KNOW

- Reassigned from Charlotte (AHL) on 12/3/22
- Named to the 2021 AHL All-Rookie Team as a member of the Condors
- Led the Wildcats in scoring (29 points) and assists (22) in 2019-20 as a Junior
- Led all Hockey East Rookie D-Men in scoring in 2017-18
- Won a Gold Medal with the 2017 USA U18 team and had the most goals by a d-man (4) in the tournament

<b>39 SETH GRIFFITH</b>		<b>RIGHT WING</b>	<b>5-9</b>	<b>185</b>	<b>Shoots Right</b>			<b>CONTRACT: EDMONTON VETERAN</b>					
<b>DRAFTED: 5th rd. (#131 overall), BOS, 2012</b>		<b>Born: January 4, 1993 (28) Wallaceburg, Ontario</b>											
		<b>REGULAR SEASON</b>						<b>PLAYOFFS</b>					
<b>Season</b>	<b>Team</b>	<b>League</b>	<b>GP</b>	<b>G</b>	<b>A</b>	<b>PTS</b>	<b>PIM</b>	<b>GP</b>	<b>G</b>	<b>A</b>	<b>PTS</b>	<b>PIM</b>	
2009-10	London Knights	OHL	17	2	1	3	2	10	4	3	7	2	
2010-11	London Knights	OHL	68	22	40	62	28	6	3	4	7	6	
2011-12	London Knights	OHL	68	45	40	85	49	19	10	13	23	12	
2012-13	London Knights	OHL	54	33	48	81	52	21	9	16	25	14	
2013-14	Providence Bruins	AHL	69	20	30	50	28	12	4	7	11	8	
2014-15	Boston Bruins	NHL	30	6	4	10	6						
	Providence Bruins	AHL	39	12	19	31	12	3	1	2	3	6	
2015-16	Boston Bruins	NHL	4	0	1	1	4						
	Providence Bruins	AHL	57	24	53	77	32						
2016-17	Toronto Maple Leafs	NHL	3	0	0	0	0						
	Florida Panthers	NHL	21	0	5	5	8						
	Toronto Marlies	AHL	38	10	34	44	36	11	2	7	9	4	
2017-18	Buffalo Sabres	NHL	21	2	1	3	6						
	Rochester Americans	AHL	46	15	26	41	26	3	0	4	4	4	
2018-19	Manitoba Moose	AHL	69	16	41	57	30						
2019-20	Manitoba Moose	AHL	58	21	20	41	28						
2020-21	BAKERSFIELD CONDORS	AHL	39	10	18	28	6	6	3	4	7	10	
2021-22	BAKERSFIELD CONDORS	AHL	64	30	50	80	54	5	1	1	2	4	
	Edmonton Oilers	NHL	1	0	0	0	0						
2022-23	BAKERSFIELD CONDORS	AHL	67	17	39	56	28						
<b>Totals</b>	<b>CONDORS TOTALS</b>		<b>170</b>	<b>57</b>	<b>107</b>	<b>164</b>	<b>88</b>	<b>11</b>	<b>4</b>	<b>5</b>	<b>9</b>	<b>14</b>	
	<b>NHL TOTALS</b>		<b>80</b>	<b>8</b>	<b>11</b>	<b>19</b>	<b>24</b>	<b>0</b>	<b>0</b>	<b>0</b>	<b>0</b>	<b>0</b>	
	<b>AHL TOTALS</b>		<b>546</b>	<b>175</b>	<b>330</b>	<b>505</b>	<b>280</b>	<b>45</b>	<b>13</b>	<b>28</b>	<b>41</b>	<b>36</b>	
	<b>OHL TOTALS</b>		<b>207</b>	<b>102</b>	<b>129</b>	<b>231</b>	<b>131</b>	<b>56</b>	<b>26</b>	<b>36</b>	<b>62</b>	<b>34</b>	

#### WHAT YOU NEED TO KNOW

- Signed a two-year, two-way NHL contract with Edmonton on Oct. 9, 2020
- 2021-22: Set new Condors AHL records for goals (30) and points (80) including making his Oilers debut
- 2020-21: third on the Condors in assists with 18; second on the team in playoff scoring with 7 points in 6 games
- Led the Manitoba Moose in scoring in each of the past two seasons
- Named to the 2016 AHL All-Star Game
- Named to the 2015-16 AHL First All-Star Team and led the league in assists with 53
- Has made five separate trips to the AHL Calder Cup Playoffs
- Won two OHL titles as a member of the London Knights in 2012 and 2013
- Originally drafted in Boston by current Condors General Manager Keith Gretzky who was an assistant GM with the Bruins at the time

<b>41 SAMUEL DOVE-McFALLS</b>		<b>CENTER</b>	<b>6-2</b>	<b>207</b>	<b>Shoots Left</b>			<b>CONTRACT: BAKERSFIELD ROOKIE</b>					
<b>DRAFTED: 4th round (#98 overall), PHI, 2015</b>		<b>Born: April 10, 1997 (25)</b>							<b>Montreal, QC, Canada</b>				
		<b>REGULAR SEASON</b>						<b>PLAYOFFS</b>					
<b>Season</b>	<b>Team</b>	<b>League</b>	<b>GP</b>	<b>G</b>	<b>A</b>	<b>PTS</b>	<b>PIM</b>	<b>GP</b>	<b>G</b>	<b>A</b>	<b>PTS</b>	<b>PIM</b>	
2018-19	U of New Brunswick	Usports	19	6	3	9	14						
2019-20	U of New Brunswick	Usports	30	9	17	26	28						
2021-22	U of New Brunswick	Usports	24	10	10	20	32						
	Grand Rapids Griffins	AHL	11	1	3	4	9						
2022-23	BAKERSFIELD CONDORS	AHL	16	1	0	1	14						
<b>Totals</b>	<b>CONDORS TOTALS</b>		<b>16</b>	<b>1</b>	<b>0</b>	<b>1</b>	<b>14</b>	<b>0</b>	<b>0</b>	<b>0</b>	<b>0</b>	<b>0</b>	
	<b>AHL TOTALS</b>		<b>27</b>	<b>2</b>	<b>3</b>	<b>5</b>	<b>23</b>	<b>0</b>	<b>0</b>	<b>0</b>	<b>0</b>	<b>0</b>	
	<b>USPORTS TOTALS</b>		<b>73</b>	<b>25</b>	<b>30</b>	<b>55</b>	<b>74</b>	<b>15</b>	<b>5</b>	<b>6</b>	<b>11</b>	<b>6</b>	

#### WHAT YOU NEED TO KNOW

- Signed an AHL deal with the Condors on August 9, 2022
- 2021-22 - joined the Grand Rapids Griffins on a PTO at the end of season and had four points (1g-3a) in 11 games
- Won two league titles and one University Cup title with UNB

<b>47 TY TULLIO</b>		<b>RIGHT WING</b>	<b>5-10</b>	<b>180</b>	<b>Shoots Right</b>			<b>CONTRACT: EDMONTON</b>							
<b>DRAFTED: 5th round (#126 overall), EDM, 2020</b>			<b>Born: April 5, 2002 (21)</b>		<b>Windsor, Ontario, CAN</b>			<b>ROOKIE</b>							
<b>REGULAR SEASON</b>											<b>PLAYOFFS</b>				
Season	Team	League	GP	G	A	PTS	PIM	GP	G	A	PTS	PIM			
2018-19	Oshawa Generals	OHL	60	15	27	42	23								
2019-20	Oshawa Generals	OHL	62	27	39	66	49								
2020-21	HK32	Slovakia	19	4	9	13	77								
2021-22	Oshawa Generals	OHL	65	42	44	86	62								
2022-23	BAKERSFIELD CONDORS	AHL	58	13	13	26	18								
<b>Totals</b>	<b>CONDORS TOTALS</b>		<b>58</b>	<b>13</b>	<b>13</b>	<b>26</b>	<b>18</b>								
	<b>AHL TOTALS</b>		<b>58</b>	<b>13</b>	<b>13</b>	<b>26</b>	<b>18</b>								
	<b>OHL TOTALS</b>		<b>187</b>	<b>84</b>	<b>110</b>	<b>194</b>	<b>134</b>	<b>20</b>	<b>5</b>	<b>8</b>	<b>13</b>	<b>8</b>			

#### WHAT YOU NEED TO KNOW

- Signed a three-year NHL Entry Level Contract with Edmonton on Sept. 6, 2021
- 2021-22: Led Oshawa in goals (42) and points (86), finishing 9th in the OHL in goal scoring
- 2020-21: Spent the "pandemic" season in Slovakia professionally with the OHL shut down

<b>48 CARTER SAVOIE</b>		<b>LEFT WING</b>	<b>5-10</b>	<b>193</b>	<b>Shoots Left</b>			<b>CONTRACT: EDMONTON</b>							
<b>DRAFTED: 4th round (#100 overall), EDM, 2020</b>			<b>Born: January 23, 2002 (21)</b>		<b>St. Alberta, Alberta, CAN</b>			<b>ROOKIE</b>							
<b>REGULAR SEASON</b>											<b>PLAYOFFS</b>				
Season	Team	League	GP	G	A	PTS	PIM	GP	G	A	PTS	PIM			
2020-21	University of Denver	NCAA	24	13	7	20	23								
2021-22	University of Denver	NCAA	39	23	22	45	37								
	BAKERSFIELD CONDORS	AHL	2	0	0	0	2								
2022-23	BAKERSFIELD CONDORS	AHL	45	8	3	11	16								
<b>Totals</b>	<b>CONDORS TOTALS</b>		<b>47</b>	<b>8</b>	<b>3</b>	<b>11</b>	<b>18</b>								
	<b>AHL TOTALS</b>		<b>47</b>	<b>8</b>	<b>3</b>	<b>11</b>	<b>18</b>								
	<b>NCAA TOTALS</b>		<b>63</b>	<b>26</b>	<b>78</b>	<b>104</b>	<b>214</b>								

#### WHAT YOU NEED TO KNOW

- Signed a three-year NHL Entry Level Contract with Edmonton on May 11, 2022
- 2021-22: Made his professional debut with the Condors and appeared in two games
- Won the 2022 NCAA National Title with Denver
- His 23 goals in 2021-22 tied for the Pioneers team lead and was second on the team in scoring

<b>50 RAPHAEL LAVOIE</b>		<b>RIGHT WING</b>	<b>6-4</b>	<b>215</b>	<b>Shoots Right</b>			<b>CONTRACT: EDMONTON</b>							
<b>DRAFTED: 2nd rd. (#38 overall) EDM, 2019</b>			<b>Born: Sept. 25, 2000 (22)</b>		<b>Chambly, Quebec</b>										
<b>REGULAR SEASON</b>											<b>PLAYOFFS</b>				
Season	Team	League	GP	G	A	PTS	PIM	GP	G	A	PTS	PIM			
2016-17	Halifax Mooseheads	QMJHL	32	6	3	9	26	6	1	1	2	6			
2017-18	Halifax Mooseheads	QMJHL	68	30	33	63	43	9	3	2	5	5			
2018-19	Halifax Mooseheads	QMJHL	62	32	41	73	31	23	20	12	32	22			
2019-20	Halifax Mooseheads	QMJHL	30	18	26	44	36								
	Chicoutimi Saguenéens	QMJHL	25	20	18	38	12								
	Canada U-20	WJC-20	7	0	2	2	0								
2020-21	Vasby IK	SWE-Allsvenskan	51	23	22	45	80	3	0	1	1	22			
	BAKERSFIELD CONDORS	AHL	19	5	5	10	14	6	1	3	4	2			
2021-22	BAKERSFIELD CONDORS	AHL	56	13	13	26	14								
2022-23	BAKERSFIELD CONDORS	AHL	56	24	19	43	41								
<b>Totals</b>	<b>CONDORS TOTALS</b>		<b>131</b>	<b>42</b>	<b>37</b>	<b>79</b>	<b>69</b>	<b>6</b>	<b>1</b>	<b>3</b>	<b>4</b>	<b>2</b>			
	<b>AHL TOTALS</b>		<b>131</b>	<b>42</b>	<b>37</b>	<b>79</b>	<b>69</b>	<b>6</b>	<b>1</b>	<b>3</b>	<b>4</b>	<b>2</b>			
	<b>QMJHL TOTALS</b>		<b>217</b>	<b>106</b>	<b>121</b>	<b>227</b>	<b>148</b>	<b>38</b>	<b>24</b>	<b>15</b>	<b>39</b>	<b>33</b>			

#### WHAT YOU NEED TO KNOW

- Signed a three-year NHL entry level contract with Edmonton on March 21, 2000
- 2021-22: Set a Condors record with five points (2g-3a) against San Diego
- 2020-21: Had a six-game point streak (4/9-4/17/21) with seven points (4g-3a)
- Started his pro career in Sweden with Vasby where he led the team in goals with 23 and points with 45
- T-5th in the Allsvenskan with 23 goals
- Led the CHL in playoff goals with 20 in 2019 and finished second in scoring as the Mooseheads advanced to the Memorial Cup Final
- Won a Gold Medal with Team Canada at the 2020 World Junior Championships

<b>55 DYLAN HOLLOWAY</b>	<b>LEFT WING</b>	<b>6-1 203</b>	<b>Shoots Left</b>		<b>CONTRACT: NHL</b>							
<b>DRAFTED: 1st rd. (#14 overall), EDM, 2020</b>		<b>Born: Sept. 23, 2001 (19)</b>			<b>Calgary, Alberta</b>							
<b>REGULAR SEASON</b>								<b>PLAYOFFS</b>				
Season	Team	League	GP	G	A	PTS	PIM	GP	G	A	PTS	PIM
2019-20	University of Wisconsin	NCAA	35	8	9	17	49					
2020-21	University of Wisconsin	NCAA	23	11	24	35	19					
	Canada	WJC-20	6	1	1	2	2					
	BAKERSFIELD CONDORS	AHL	33	8	14	22	16	5	2	2	4	4
2022-23	Edmonton Oilers	NHL	51	3	6	9	27					
	BAKERSFIELD CONDORS	AHL	7	4	2	6	2					
<b>Totals</b>	<b>CONDORS TOTALS</b>		<b>40</b>	<b>12</b>	<b>16</b>	<b>28</b>	<b>18</b>	<b>5</b>	<b>2</b>	<b>2</b>	<b>4</b>	<b>4</b>
	<b>NHL TOTALS</b>		<b>51</b>	<b>3</b>	<b>6</b>	<b>8</b>	<b>27</b>	<b>1</b>	<b>0</b>	<b>0</b>	<b>0</b>	<b>0</b>
	<b>AHL TOTALS</b>		<b>40</b>	<b>12</b>	<b>16</b>	<b>28</b>	<b>18</b>					
	<b>NCAA TOTALS</b>		<b>58</b>	<b>19</b>	<b>33</b>	<b>52</b>	<b>68</b>					

#### WHAT YOU NEED TO KNOW

- Scored his first NHL goal with Edmonton at Madison Square Garden, a game-winner against the Rangers
- Made his NHL debut in the 2022 Stanley Cup Playoffs with Edmonton against Calgary
- Had four points in five Calder Cup Playoffs games with the Condors, tying for the team lead in scoring
- Fifth in the country in scoring in 2020-21 as he helped lead the Badgers to a Big-10 Title and was named to the Big-10 First-Team
- Won a Silver Medal with Team Canada at the 2021 World Junior Championships

<b>95 JUSTIN BAILEY</b>	<b>LEFT WING</b>	<b>6-4 214</b>	<b>Shoots Right</b>		<b>CONTRACT: EDMONTON</b>							
<b>DRAFTED: 2nd rd. (#52 overall), BUF, 2013</b>		<b>Born: July 1, 1995 (27)</b>			<b>Buffalo, NY</b>							
					<b>VETERAN</b>							
<b>REGULAR SEASON</b>								<b>PLAYOFFS</b>				
Season	Team	League	GP	G	A	PTS	PIM	GP	G	A	PTS	PIM
2012-13	Kitchener Rangers	OHL	57	17	19	36	34	10	1	2	3	4
2013-14	Kitchener Rangers	OHL	54	24	19	43	20					
2014-15	Kitchener Rangers	OHL	35	22	19	41	32					
	Soo Greyhounds	OHL	22	12	16	28	12	14	7	7	14	6
2015-16	Buffalo Sabres	NHL	8	0	0	0	2					
	Rochester Americans	AHL	70	20	25	45	16					
2016-17	Buffalo Sabres	NHL	32	2	2	4	4					
	Rochester Americans	AHL	52	23	13	36	35					
2017-18	Buffalo Sabres	NHL	12	3	1	4	2					
	Rochester Americans	AHL	37	10	5	15	28	3	2	0	2	0
2018-19	Rochester Americans	AHL	37	9	11	20	18					
	Philadelphia Flyers	NHL	11	0	1	1	2					
	Lehigh Valley Phantoms	AHL	17	6	2	8	12					
2019-20	Vancouver Canucks	NHL	2	0	0	0	0					
	Utica Comets	AHL	53	28	19	47	39					
2020-21	Vancouver Canucks	NHL	3	0	0	0	2					
2021-22	Vancouver Canucks	NHL	14	0	0	0	6					
	Abbotsford Canucks	AHL	30	15	12	27	20					
2022-23	BAKERSFIELD CONDORS	AHL	53	18	17	34	36					
<b>Totals</b>	<b>CONDORS TOTALS</b>		<b>53</b>	<b>18</b>	<b>17</b>	<b>34</b>	<b>36</b>	<b>0</b>	<b>0</b>	<b>0</b>	<b>0</b>	<b>0</b>
	<b>NHL TOTALS</b>		<b>82</b>	<b>5</b>	<b>4</b>	<b>9</b>	<b>18</b>	<b>0</b>	<b>0</b>	<b>0</b>	<b>0</b>	<b>0</b>
	<b>AHL TOTALS</b>		<b>349</b>	<b>129</b>	<b>104</b>	<b>232</b>	<b>198</b>	<b>3</b>	<b>2</b>	<b>0</b>	<b>2</b>	<b>0</b>
	<b>OHL TOTALS</b>		<b>168</b>	<b>75</b>	<b>73</b>	<b>148</b>	<b>98</b>	<b>24</b>	<b>8</b>	<b>9</b>	<b>17</b>	<b>10</b>

#### WHAT YOU NEED TO KNOW

- Signed a one-year AHL deal with the Condors on September 8, 2022' NHL deal on Jan. 7
- 2021-22: Scored 15 goals in 30 games with Abbotsford before a season-ending injury
- Three-time 20-goal scorer in the AHL

# GOALTENDERS

**31 CALVIN PICKARD** GOALTENDER 6-1 205 Catches: Left CONTRACT: EDMONTON  
 DRAFTED: COL, 2nd rd. (49), 2010 Born: April 15, 1992 (30) Winnipeg, Manitoba, CAN

REGULAR SEASON													
Season	Team	League	GP	MIN	GA	EN	SO	GAA	W	L	OT	SVS	PCT.
2008-09	Seattle Thunderbirds	WHL	47	2694	137	2	3	3.05	23	16	5	1182	0.896
2009-10	Seattle Thunderbirds	WHL	62	3688	190	11	3	3.09	16	34	12	2017	0.914
2010-11	Seattle Thunderbirds	WHL	68	4013	225	6	1	3.36	27	33	8	2443	0.916
2011-12	Seattle Thunderbirds	WHL	64	3630	217	12	5	3.59	25	37	2	2085	0.906
	Lake Erie Monsters	AHL	2	77	4	0	0	3.12	1	0	0	33	0.892
2012-13	Lake Erie Monsters	AHL	47	2749	113	3	5	2.47	20	19	5	1268	0.918
2013-14	Lake Erie Monsters	AHL	43	2445	116	6	2	2.85	16	18	7	1121	0.906
2014-15	Lake Erie Monsters	AHL	50	2943	128	9	3	2.61	23	17	9	1412	0.917
	Colorado Avalanche	NHL	16	895	35	4	0	2.35	6	7	3	476	0.932
2015-16	San Antonio Rampage	AHL	21	1264	58	1	1	2.75	9	8	4	642	0.917
	Colorado Avalanche	NHL	20	975	42	7	1	2.56	7	6	1	497	0.922
2016-17	Colorado Avalanche	NHL	50	2836	140	0	2	2.98	15	31	2	1321	0.904
2017-18	Toronto Marlies	AHL	33	1923	74	6	1	2.31	21	9	1	827	0.918
	Toronto Maple Leafs	NHL	1	63	4	0	0	3.83	0	0	1	24	0.857
2018-19	Philadelphia Flyers	NHL	11	464	31	0	1	4.01	4	2	2	196	0.863
	Arizona Coyotes	NHL	6	283	17	0	0	3.61	0	4	0	140	0.892
	Tucson Roadrunners	AHL	4	190	11	0	0	3.47	3	0	0	88	0.889
2019-20	Grand Rapids Griffins	AHL	33	1953	93	5	3	2.86	17	12	4	869	0.903
	Detroit Red Wings	NHL	3	165	15	0	0	5.46	0	2	0	59	0.797
2020-21	Vienna	Austria	6	367	12	0	0	1.96				136	0.919
	Detroit Red Wings	NHL	6	304	3.16	0	0	3.16	2	1	1	111	0.919
	Grand Rapids Griffins	AHL	3	180	10	0	0	3.33	1	1	1	75	0.882
2021-22	Detroit Red Wings	NHL	3	126	9	0	0	4.30	1	1	0	63	0.875
	Grand Rapids Griffins	AHL	43	2535	109	6	1	2.58	21	16	5	1221	0.918
2022-23	BAKERSFIELD CONDORS	AHL	35	2068	95	0	2	2.76	21	11	2	941	0.908
<b>Totals</b>	<b>CONDORS TOTALS</b>		<b>35</b>	<b>2068</b>	<b>95</b>	<b>0</b>	<b>2</b>	<b>2.76</b>	<b>21</b>	<b>11</b>	<b>2</b>	<b>941</b>	<b>0.908</b>
	<b>NHL TOTALS</b>		<b>116</b>	<b>6105</b>	<b>309</b>	<b>4</b>	<b>4</b>	<b>3.04</b>	<b>35</b>	<b>54</b>	<b>10</b>	<b>2887</b>	<b>0.903</b>
	<b>AHL TOTALS</b>		<b>314</b>	<b>18327</b>	<b>811</b>	<b>36</b>	<b>18</b>	<b>2.66</b>	<b>153</b>	<b>111</b>	<b>38</b>	<b>8497</b>	<b>0.913</b>
	<b>WHL TOTALS</b>		<b>241</b>	<b>14025</b>	<b>769</b>	<b>31</b>	<b>12</b>	<b>3.29</b>	<b>91</b>	<b>120</b>	<b>27</b>	<b>7727</b>	<b>0.909</b>

## WHAT YOU NEED TO KNOW

- Signed a two-year NHL contract with Edmonton on July 10, 2022
- 2021-22: 5th most minutes played in the AHL and was t-9th in wins with 21
- Has four 20+ win seasons in the AHL in addition to making 116 NHL appearances
- Won a Calder Cup with Toronto in 2018
- Twice represented Team Canada at the World Championships in 2016 and 2017
- Older brother Chet was a member of the 2013-14 ECHL Condors team which advanced to the Western Conference Finals

**33 OLIVIER RODRIGUE** GOALTENDER 6-1 175 Catches: Left CONTRACT: EDMONTON  
 DRAFTED: EDM, 2nd rd. (62), 2018 Born: July 6, 2000 (22) Chicoutimi, Quebec

REGULAR SEASON													
Season	Team	League	GP	MIN	GA	EN	SO	GAA	W	L	OT	SVS	PCT.
2016-17	Drummondville Voltigeurs	QMJHL	41	2332	140	4	1	3.60	14	20	4	1011	0.878
2017-18	Drummondville Voltigeurs	QMJHL	53	3001	127	5	3	2.54	31	16	1	1187	0.903
2018-19	Drummondville Voltigeurs	QMJHL	48	2796	113	5	3	2.43	35	9	1	1045	0.902
2019-20	Moncton Wildcats	QMJHL	39	2353	91	4	6	2.32	31	7	1	1017	0.918
2020-21	Graz EC	Austria	23	1313	68	0	0	3.11	10	10	0	672	0.908
	BAKERSFIELD CONDORS	AHL	11	563	28	1	1	2.98	4	5	0	236	0.894
2021-22	BAKERSFIELD CONDORS	AHL	13	738	38	1	0	3.09	6	5	2	294	0.886
2022-23	BAKERSFIELD CONDORS	AHL	27	1547	73	2	0	2.83	13	13	1	722	0.908
<b>Totals</b>	<b>CONDORS TOTALS</b>		<b>51</b>	<b>2848</b>	<b>139</b>	<b>4</b>	<b>1</b>	<b>2.93</b>	<b>23</b>	<b>23</b>	<b>3</b>	<b>1252</b>	<b>0.900</b>
	<b>AHL TOTALS</b>		<b>51</b>	<b>2848</b>	<b>139</b>	<b>4</b>	<b>1</b>	<b>2.93</b>	<b>23</b>	<b>23</b>	<b>3</b>	<b>1252</b>	<b>0.900</b>
	<b>QMJHL TOTALS</b>		<b>142</b>	<b>8129</b>	<b>380</b>	<b>14</b>	<b>6</b>	<b>2.80</b>	<b>80</b>	<b>45</b>	<b>6</b>	<b>3243</b>	<b>0.895</b>

## WHAT YOU NEED TO KNOW

- Signed a three-year NHL ELC with Edmonton on May 22, 2019
- 2020-21: Stopped 30 shots in Ontario for his first professional shutout on 4/16/21
- Started his pro career in the fall of 2020 with Graz (Austria) on loan
- Won a Gold Medal with Team Canada at the 2021 World Junior Championships
- 2019-20: second in the QMJHL in save percentage (.918) and third in the league in wins with 31
- 2018-19: tied for the QMJHL lead in wins with 35
- Won a Gold Medal with Team Canada at the Hlinka Tournament in 2018 and recorded the best GAA and sv% in the tournament

# COACHING STAFF

## COLIN CHAULK - HEAD COACH

Colin Chaulk was named head coach on June 27, 2022. Chaulk, who became interim head coach on February 11, 2022, is the third head coach in the team's American Hockey League history and ninth overall in the organization's 25 seasons.

Chaulk, 45, went 19-12-3 (.603%) at the helm of the Condors, including a 13-5-1 (.711) mark in the team's final 19 games to secure home-ice advantage and a top-four divisional finish in the Calder Cup Playoffs. Bakersfield went on to defeat the Abbotsford Canucks in the first round, notching the team's first-ever postseason series sweep.

The Toronto, Ontario native began the 2021-22 season as an assistant coach. Under his tutelage the team had the third best home power play (23.8%), 11th best penalty kill (81.7%), and was one of just three teams to be in the top-10 in both goals for (3.31) and goals against (2.82).

Individually, three Condors from this season went on to play in the 2022 Stanley Cup Playoffs (Philip Broberg, Dylan Holloway, Brad Malone). Also, Seth Griffith set a team scoring record, became the team's first 30-goal scorer, and was named a second team AHL All-Star.

It is Chaulk's first head coaching appointment in the AHL. He previously served as head coach in the ECHL for four seasons with Brampton and was an assistant with Belleville (AHL), Kalamazoo (ECHL), and Fort Wayne (ECHL).

As a player, Chaulk played professionally for 15 seasons including a decade with the Fort Wayne Komets where his number 91 is retired. He won five league championships with the Komets and is third all-time in the organization's 70+ year history in scoring.

## KEITH McCAMBRIDGE - ASSISTANT COACH

McCambridge, 49, brings a decade of American Hockey League coaching experience as both a head coach and assistant. He served as head coach of the Hartford Wolf Pack from 2017-19, and with the Winnipeg Jets top AHL team in St. John's and Manitoba from 2011-2016. His time in St. John's included a trip to the Calder Cup Finals in 2014 and the Eastern Conference Finals in 2012. Most recently, the Thompson, Manitoba native was an associate coach for two seasons with the Vancouver Giants of the Western Hockey League.

As a player, McCambridge played 11 seasons as a d-man in the AHL, IHL, and ECHL. He finished his playing career with the Alaska Aces (ECHL) and made the move behind the bench as their head coach from 2007-2009 with a trip to the Kelly Cup Finals in 2009.

## JOSH GREEN - ASSISTANT COACH

Green, 44, joins Bakersfield from the Winnipeg ICE of the WHL where he was an assistant coach since 2019. With the ICE, Green helped in the development of 2022 9th overall pick Matthew Savoie, 11th overall pick Conor Geekie, and third round pick Mikey Milne.

The Camrose, Alberta native enjoyed a 20-year playing career which included 341 NHL games with eight organizations. He played parts of three seasons with the Edmonton Oilers and finished his AHL career playing two seasons with the Oilers AHL affiliate in Oklahoma City. He was drafted in the 2nd round (30th overall) by the Los Angeles Kings in 1996.

## SYLVAIN RODRIGUE - GOALTENDING COACH

Sylvain Rodrigue began working on a full-time basis with Condors goaltenders in 2018-19, but has been with the Oilers organization for the past 10 seasons.

In 2020-21 under his guidance, Stuart Skinner made his NHL debut with the Edmonton Oilers and led the AHL in victories with 20.

He helped develop rookie goaltender Shane Starrett, who was named AHL Goaltender of the Month in February and received All-Rookie and Second All-Star Team selections from the AHL in 2018-19.

Rodrigue served as a Goaltending Consultant for the DEL's Berlin Eisbären, a member of Germany's top elite league and Fribourg Gotteron of the Swiss Elite League prior to joining the Oilers. He won the DEL championship with Berlin in 2010-11, 2011-12 and 2012-13. He was also a member of Berlin's European trophy championship team in 2010-11.

The Montreal, Quebec native has also worked with HC Lugano (LNA – Swiss Elite League), AIK (Swedish Elite League) and Dusseldorf (DEL – German Elite League).

## Leaders (Overall)

### Top 20 Scorers

Rank	Player	Team	GP	G	A	PTS
1	Michael Carcone	TUC	61	31	49	80
2	Alex Barré-Boulet	SYR	64	23	56	79
3	T.J. Tynan	ONT	67	8	66	74
4	Matthew Phillips	CGY	61	34	39	73
5	Max McCormick	CV	66	27	40	67
6	Trey Fix-Wolansky	CLE	56	26	41	67
7	Chris Terry	BRI	62	23	44	67
8	Logan Shaw	TOR	65	20	45	65
9	Martin Frk	SPR	62	30	34	64
10	Rocco Grimaldi	RFD	64	29	35	64
11	Riley Barber	TEX	64	30	31	61
12	Kole Lind	CV	67	30	31	61
13	Matthew Highmore	SPR	64	19	42	61
14	Andy Andreoff	BRI	64	33	26	59
15	Anthony Richard	LAV	55	25	33	58
16	Nic Petan	IA	49	23	34	57
17	Mike Sgarbossa	HER	58	20	37	57
18	Connor Zary	CGY	67	20	37	57
19	Seth Griffith	BAK	67	17	40	57
20	Gage Quinney	HSK	61	23	33	56

### Minor Penalties

Rank	Player	Team	GP	MinPen
1	Daniel Walcott	SYR	62	38
2	Garrett Wilson	LV	63	37
3	Scott Sabourin	BEL	50	36
4	Nikolas Brouillard	SD	68	36
5	Several Players Tied			35

### Power Play Goals

Rank	Player	Team	GP	PPG
1	Charles Hudon	COL	57	17
2	Michael Carcone	TUC	61	14
3	Lias Andersson	ONT	62	13
4	Kole Lind	CV	67	13
5	Joel L'Esperance	GR	68	13

### Shots

Rank	Player	Team	GP	Shots
1	Michael Carcone	TUC	61	246
2	Riley Barber	TEX	64	233
3	Joel L'Esperance	GR	68	233
4	Sheldon Rempal	HSK	65	232
5	Several Players Tied			209

### Game Winning Goals

Rank	Player	Team	GP	GWG
1	Matthew Phillips	CGY	61	13
2	Raphael Lavoie	BAK	56	9
3	Kole Lind	CV	67	9
4	Nic Petan	IA	49	8
5	Riley Barber	TEX	64	8

### Shootout Goals

Rank	Player	Team	SOG	SOA
1	Tanner Kero	TEX	5	6
2	Several Players Tied			4

### Goals

Rank	Player	Team	GP	G
1	Matthew Phillips	CGY	61	34
2	Andy Andreoff	BRI	64	33
3	Michael Carcone	TUC	61	31
4	Several Players Tied			30

### Assists

Rank	Player	Team	GP	A
1	T.J. Tynan	ONT	67	66
2	Alex Barré-Boulet	SYR	64	56
3	Christian Wolanin	ABB	49	49
4	Michael Carcone	TUC	61	49
5	Logan Shaw	TOR	65	45

### Penalty Minutes

Rank	Player	Team	GP	PIM
1	Scott Sabourin	BEL	50	177
2	Garrett Wilson	LV	63	169
3	Jeffrey Viel	SJ	60	150
4	Hunter Drew	RFD	58	137
5	Gemel Smith	HSK	52	133

### Major Penalties

Rank	Player	Team	GP	MajPen
1	* Riley Bezeau	CLT	50	10
2	Curtis Douglas	TUC	59	9
3	Keaton Middleton	COL	68	9
4	Kyle Marino	HSK	46	9
5	* Matt Rempe	HFD	53	9

### Short Handed Goals

Rank	Player	Team	GP	SHG
1	Anthony Richard	LAV	55	4
2	Jake Lucchini	BEL	57	4
3	Several Players Tied			3

### Shooting Percentage

Rank	Player	Team	GP	Goals	Shots	PCT
1	Lane Pederson	ABB	22	17	48	35.4
2	* Sammy Walker	IA	52	25	101	24.8
3	* Lucas Edmonds	SYR	47	15	61	24.6
4	* Tuukka Tieksoala	CHI	46	9	37	24.3
5	* Bobby Brink	LV	36	10	42	23.8

### Plus/Minus

Rank	Player	Team	GP	+/-
1	Alex Petrovic	TEX	65	37
2	Ryan Shea	TEX	64	36
3	Brogan Rafferty	CV	67	29
4	Ben Jones	CGY	66	27
5	* Declan Carlile	SYR	64	26

### Shootout Percentage

Rank	Player	Team	SOG	SOA	SO%
1	Several Players Tied				100.0

# Leading Goalies

## Top 15 Goalies (by GAA)

Rank	Player	Team	GP	Mins	W	L	OTL	SO	EN	GA	GAA	SOW	SOL	SOGA	SOA	SO%	SA	SVS	SV%
1	Hunter Shepard	HER	30	1753:06	18	7	5	1	3	60	2.05	1	1	2	5	0.600	748	688	0.920
2	Dustin Wolf	CGY	52	3060:39	40	9	2	7	4	106	2.08	1	0	0	3	1.000	1569	1463	0.932
3	* Matthew Murray	TEX	31	1743:24	16	9	5	3	4	66	2.27	1	2	3	10	0.700	755	689	0.913
4	Joey Daccord	CV	37	2212:12	26	7	3	3	2	87	2.36	1	1	1	11	0.909	1065	978	0.918
5	Jonas Johansson	COL	25	1485:22	13	9	2	0	3	59	2.38	0	1	1	2	0.500	720	661	0.918
6	Pyotr Kochetkov	CHI	22	1328:26	15	5	2	2	3	53	2.39	0	1	1	12	0.917	613	560	0.914
7	* Brandon Bussi	PRO	30	1758:52	20	5	4	1	1	71	2.42	1	1	1	6	0.833	926	855	0.923
8	Alex Lyon	CLT	23	1380:37	13	9	1	1	8	56	2.43	2	1	2	10	0.800	623	567	0.910
9	Art?rs ?ilovs	ABB	41	2377:35	24	11	5	3	6	98	2.47	0	3	7	16	0.563	1056	958	0.907
10	Zach Fucale	HER	36	2079:24	20	10	4	2	7	87	2.51	3	3	8	21	0.619	888	801	0.902
11	Joel Hofer	SPR	44	2601:57	25	14	5	4	7	111	2.56	3	3	8	24	0.667	1365	1254	0.919
12	Louis Domingue	HFD	43	2463:52	20	12	8	3	6	106	2.58	2	5	9	24	0.625	1163	1057	0.909
13	* Hugo Alnefelt	SYR	31	1744:12	17	10	2	3	8	76	2.61	3	2	5	17	0.706	842	766	0.910
14	Dustin Tokarski	WBS	33	1939:05	12	14	6	1	9	85	2.63	2	4	4	16	0.750	960	875	0.911
15	* Jesper Wallstedt	IA	35	2088:16	17	13	5	1	4	92	2.64	1	3	6	16	0.625	1029	937	0.911

## Wins

Rank	Player	Team	W
1	Dustin Wolf	CGY	40
2	Joey Daccord	CV	26
3	Joel Hofer	SPR	25
4	* Yaroslav Askarov	MIL	25
5	Art?rs ?ilovs	ABB	24

## Saves

Rank	Player	Team	SVS
1	Dustin Wolf	CGY	1463
2	Joel Hofer	SPR	1254
3	* Yaroslav Askarov	MIL	1244
4	Cayden Primeau	LAV	1076
5	Louis Domingue	HFD	1057

## Losses

Rank	Player	Team	L
1	Lukas Dostal	SD	21
2	Zachary Sawchenko	CHI	18
3	Cal Petersen	ONT	18
4	Aaron Dell	SJ	16
5	Jiri Patera	HSK	15

## Save Percentage

Rank	Player	Team	GA	SVS	SV%
1	Dustin Wolf	CGY	106	1463	0.932
2	* Brandon Bussi	PRO	71	855	0.923
3	Hunter Shepard	HER	60	688	0.920
4	Joel Hofer	SPR	111	1254	0.919
5	Joey Daccord	CV	87	978	0.918

## Mins

Rank	Player	Team	Mins
1	Dustin Wolf	CGY	3060:39
2	* Yaroslav Askarov	MIL	2674:10
3	Joel Hofer	SPR	2601:57
4	Louis Domingue	HFD	2463:52
5	Art?rs ?ilovs	ABB	2377:35

## Shootout Wins

Rank	Player	Team	SOW
1	* Yaroslav Askarov	MIL	5
2	Jet Greaves	CLE	4
3	Arvid Soderblom	RFD	4
4	Several Goaltenders Tied		3

## Shutouts

Rank	Player	Team	SO
1	Dustin Wolf	CGY	7
2	Joel Hofer	SPR	4
3	Several Goaltenders Tied		3

## Shootout Percentage

Rank	Player	Team	Saves	Att	SO%
1	* Samuel Ersson	LV	5	5	1.000
2	Cory Schneider	BRI	5	5	1.000
3	Michael Houser	ROC	7	7	1.000
4	Mads Sogaard	BEL	5	5	1.000
5	Pyotr Kochetkov	CHI	11	12	0.917

\* indicates rookie

## Leaders (Rookies)

### Top 20 Scorers

Rank	Player	Team	GP	G	A	PTS
1	* Tye Kartye	CV	67	26	28	54
2	* Georgii Merkulov	PRO	62	23	30	53
3	* Ruslan Iskhakov	BRI	64	17	32	49
4	* Ethen Frank	HER	56	27	19	46
5	* Linus Karlsson	ABB	67	21	25	46
6	* Sammy Walker	IA	52	25	20	45
7	* Angus Crookshank	BEL	67	25	19	44
8	* Vasily Ponomarev	CHI	58	23	21	44
9	* Jiri Kulich	ROC	58	22	22	44
10	* Nick Abruzzese	TOR	65	15	29	44
11	* Will Cuyille	HFD	65	24	19	43
12	* William Dufour	BRI	64	20	23	43
13	* Matej Blumel	TEX	56	19	23	42
14	* Ryker Evans	CV	66	6	36	42
15	* Thomas Bordeleau	SJ	64	22	19	41
16	* William Eklund	SJ	54	17	24	41
17	* Luke Evangelista	MIL	49	9	32	41
18	* Jeremie Poirier	CGY	64	9	32	41
19	* Elliot Desnoyers	LV	60	21	19	40
20	* Danil Gushchin	SJ	63	19	20	39

### Minor Penalties

Rank	Player	Team	GP	MinPen
1	* Ryker Evans	CV	66	35
2	* Marshall Rifai	TOR	66	30
3	* John Ludvig	CLT	49	29
4	* Xavier Simoneau	LAV	57	28
5	* Pavol Regenda	SD	49	27

### Power Play Goals

Rank	Player	Team	GP	PPG
1	* Angus Crookshank	BEL	67	12
2	* Georgii Merkulov	PRO	62	11
3	Several Players Tied			9

### Shots

Rank	Player	Team	GP	Shots
1	* Danil Gushchin	SJ	63	189
2	* Angus Crookshank	BEL	67	181
3	* Ethen Frank	HER	56	180
4	* Will Cuyille	HFD	65	167
5	* Jeremie Poirier	CGY	64	161

### Game Winning Goals

Rank	Player	Team	GP	GWG
1	* Tye Kartye	CV	67	7
2	* Georgii Merkulov	PRO	62	5
3	* Will Cuyille	HFD	65	5
4	Several Players Tied			4

### Shootout Goals

Rank	Player	Team	SOG	SOA
1	* Jeremie Poirier	CGY	4	4
2	* Danil Gushchin	SJ	4	7
3	* Lucas Edmonds	SYR	3	4
4	* Cole Guttman	RFD	3	6
5	* Luke Evangelista	MIL	3	8

### Goals

Rank	Player	Team	GP	G
1	* Ethen Frank	HER	56	27
2	* Tye Kartye	CV	67	26
3	* Sammy Walker	IA	52	25
4	* Angus Crookshank	BEL	67	25
5	* Will Cuyille	HFD	65	24

### Assists

Rank	Player	Team	GP	A
1	* Ryker Evans	CV	66	36
2	* Luke Evangelista	MIL	49	32
3	* Ruslan Iskhakov	BRI	64	32
4	* Jeremie Poirier	CGY	64	32
5	Several Players Tied			30

### Penalty Minutes

Rank	Player	Team	GP	PIM
1	* Marshall Rifai	TOR	66	100
2	* Matt Rempe	HFD	53	87
3	* Tyrel Bauer	MB	42	86
4	* Riley Bezeau	CLT	50	84
5	* Xavier Simoneau	LAV	57	76

### Major Penalties

Rank	Player	Team	GP	MajPen
1	* Riley Bezeau	CLT	50	10
2	* Matt Rempe	HFD	53	9
3	* Tyrel Bauer	MB	42	8
4	* Joey Abate	PRO	33	8
5	* Samuel Helenius	ONT	61	7

### Short Handed Goals

Rank	Player	Team	GP	SHG
1	Several Players Tied			2

### Shooting Percentage

Rank	Player	Team	GP	Goals	Shots	PCT
1	* Sammy Walker	IA	52	25	101	24.8
2	* Lucas Edmonds	SYR	47	15	61	24.6
3	* Tuukka Tieksoala	CHI	46	9	37	24.3
4	* Bobby Brink	LV	36	10	42	23.8
5	* Arshdeep Bains	ABB	62	12	61	19.7

### Plus/Minus

Rank	Player	Team	GP	+/-
1	* Declan Carlile	SYR	64	26
2	* Ryker Evans	CV	66	20
3	* John Ludvig	CLT	49	19
4	* Brandon Scanlin	HFD	57	17
5	Several Players Tied			16

### Shootout Percentage

Rank	Player	Team	SOG	SOA	SO%
1	* Jeremie Poirier	CGY	4	4	100.0
2	* Elmer Soderblom	GR	2	2	100.0
3	* Lucas Edmonds	SYR	3	4	75.0
4	Several Players Tied				66.7

## Leaders (Defencemen)

### Top 20 Scorers

Rank	Player	Team	GP	G	A	PTS
1	Christian Wolanin	ABB	49	6	49	55
2	Darren Raddysh	SYR	50	13	38	51
3	Brogan Rafferty	CV	67	9	42	51
4	Lucas Carlsson	CLT	57	19	30	49
5	Joe Hicketts	IA	67	6	41	47
6	Cam Dineen	BAK	64	5	39	44
7	Declan Chisholm	MB	59	5	38	43
8	* Ryker Evans	CV	66	6	36	42
9	Jordan Spence	ONT	53	4	38	42
10	Trevor Carrick	SYR	55	15	26	41
11	* Jeremie Poirier	CGY	64	9	32	41
12	Nick DeSimone	CGY	60	7	33	40
13	Connor Carrick	PRO	59	6	34	40
14	Michael Del Zotto	SD	61	8	31	39
15	Nikolas Brouillard	SD	68	6	33	39
16	Will Butcher	TEX	61	5	34	39
17	Leon Gawanke	MB	64	16	22	38
18	Noel Hoefenmayer	TOR	63	11	27	38
19	Max Lajoie	CHI	59	9	29	38
20	Maxence Guenette	BEL	68	4	34	38

### Minor Penalties

Rank	Player	Team	GP	MinPen
1	Nikolas Brouillard	SD	68	36
2	* Ryker Evans	CV	66	35
3	Jeremy Davies	ROC	61	33
4	Several Players Tied			30

### Power Play Goals

Rank	Player	Team	GP	PPG
1	Leon Gawanke	MB	64	7
2	Justin Barron	LAV	25	5
3	Ty Smith	WBS	34	5
4	Several Players Tied			4

### Shots

Rank	Player	Team	GP	Shots
1	Michael Kesselring	TUC	56	184
2	Lucas Carlsson	CLT	57	168
3	Leon Gawanke	MB	64	165
4	Jordan Spence	ONT	53	162
5	Michael Del Zotto	SD	61	162

### Game Winning Goals

Rank	Player	Team	GP	GWG
1	Louie Belpedio	LV	65	4
2	Several Players Tied			3

### Shootout Goals

Rank	Player	Team	SOG	SOA
1	* Jeremie Poirier	CGY	4	4
2	Jordan Gross	MIL	2	5
3	Several Players Tied			1

### Goals

Rank	Player	Team	GP	G
1	Lucas Carlsson	CLT	57	19
2	Leon Gawanke	MB	64	16
3	Trevor Carrick	SYR	55	15
4	Michael Kesselring	TUC	56	14
5	Darren Raddysh	SYR	50	13

### Assists

Rank	Player	Team	GP	A
1	Christian Wolanin	ABB	49	49
2	Brogan Rafferty	CV	67	42
3	Joe Hicketts	IA	67	41
4	Cam Dineen	BAK	64	39
5	Several Players Tied			38

### Penalty Minutes

Rank	Player	Team	GP	PIM
1	Keaton Middleton	COL	68	119
2	Noel Hoefenmayer	TOR	63	114
3	Nikolas Brouillard	SD	68	112
4	Seth Helgeson	BRI	67	109
5	Several Players Tied			100

### Major Penalties

Rank	Player	Team	GP	MajPen
1	Keaton Middleton	COL	68	9
2	* Tyrel Bauer	MB	42	8
3	Noel Hoefenmayer	TOR	63	6
4	Dylan McIlrath	HER	56	6
5	Brayden Pachal	HSK	55	6

### Short Handed Goals

Rank	Player	Team	GP	SHG
1	Philippe Myers	SYR	47	3
2	Thomas Harley	TEX	66	2
3	Jimmy Schuldt	CV	66	2
4	Several Players Tied			1

### Shooting Percentage

Rank	Player	Team	GP	Goals	Shots	PCT
1	Justin Barron	LAV	25	7	56	12.5
2	Daniil Miromanov	HSK	31	9	75	12.0
3	Marcus Bjork	CLE	40	6	52	11.5
4	* Spencer Stastney	MIL	56	5	44	11.4
5	Lucas Carlsson	CLT	57	19	168	11.3

### Plus/Minus

Rank	Player	Team	GP	+/-
1	Alex Petrovic	TEX	65	37
2	Ryan Shea	TEX	64	36
3	Brogan Rafferty	CV	67	29
4	* Declan Carlile	SYR	64	26
5	Several Players Tied			25

### Shootout Percentage

Rank	Player	Team	SOG	SOA	SO%
1	* Jeremie Poirier	CGY	4	4	100.0
2	Adam Clendening	HFD	1	2	50.0
3	* David Jiricek	CLE	1	2	50.0
4	Keaton Thompson	MIL	1	2	50.0
5	Jordan Gross	MIL	2	5	40.0

## Player Streaks

### Player Goal Streaks (Current)

Rank	GP	Player	Team	From	To	Goals	Assists	Points
1	4	Emil Heineman	LAV	Mar 26, 2023	Apr 1, 2023	5	1	6
2	4	Mitchell Chaffee	IA	Nov 3, 2022	Nov 11, 2022	5	0	5
3	4	Anthony Angello	MIL	Mar 31, 2023	Apr 5, 2023	4	0	4

### Player Goal Streaks (All Season)

Rank	GP	Player	Team	From	To	Goals	Assists	Points
1	* 6	Georgii Merkulov	PRO	Feb 1, 2023	Feb 17, 2023	7	5	12
2	6	Jakob Pelletier	CGY	Nov 18, 2022	Nov 27, 2022	6	4	10
3	5	Several Players Tied						

### Player Assist Streaks (Current)

Rank	GP	Player	Team	From	To	Goals	Assists	Points
1	8	Emil Bemstrom	CLE	Dec 3, 2022	Dec 22, 2022	4	9	13
2	6	Nic Petan	IA	Mar 18, 2023	Apr 2, 2023	5	8	13
3	5	Lukas Rousek	ROC	Mar 26, 2023	Apr 5, 2023	0	6	6
4	4	Several Players Tied						

### Player Assist Streaks (All Season)

Rank	GP	Player	Team	From	To	Goals	Assists	Points
1	8	T.J. Tynan	ONT	Jan 17, 2023	Jan 31, 2023	2	17	19
2	8	Michael Carcone	TUC	Dec 17, 2022	Jan 14, 2023	8	10	18
3	8	Emil Bemstrom	CLE	Dec 3, 2022	Dec 22, 2022	4	9	13
4	8	Andreas Johnsson	UTC	Oct 17, 2022	Nov 19, 2022	2	10	12
5	8	Semyon Der-Arguchintsev	TOR	Oct 26, 2022	Nov 12, 2022	3	8	11

### Player Point Streaks (Current)

Rank	GP	Player	Team	From	To	Goals	Assists	Points
1	12	Emil Bemstrom	CLE	Nov 5, 2022	Dec 22, 2022	9	11	20
2	7	Matthew Phillips	CGY	Mar 17, 2023	Apr 5, 2023	6	8	14
3	7	Nic Petan	IA	Mar 17, 2023	Apr 2, 2023	6	8	14
4	7	Andrew Poturalski	CV	Jan 8, 2023	Jan 26, 2023	2	7	9
5	6	Several Players Tied						

### Player Point Streaks (All Season)

Rank	GP	Player	Team	From	To	Goals	Assists	Points
1	15	Michael Carcone	TUC	Dec 17, 2022	Jan 31, 2023	11	19	30
2	14	Gemel Smith	SYR	Nov 12, 2022	Dec 28, 2022	8	11	19
3	13	Christian Wolanin	ABB	Nov 10, 2022	Dec 9, 2022	3	19	22
4	12	Emil Bemstrom	CLE	Nov 5, 2022	Dec 22, 2022	9	11	20
5	11	Several Players Tied						

## Bakersfield Condors Roster

### PLAYERS

#	Name	Pos	Shoots	Ht	Wt	Birthdate	Birthtown
3	Markus Niemelainen	D	L	6-6	203	Jun 8, 1998	Tampere, Finland
4	Cam Dineen	D	L	5-11	189	Jun 19, 1998	Toms River, NJ
5	Jason Demers	D	R	6-1	203	Jun 9, 1988	Dorval, QC
7	Xavier Bernard	D	L	6-4	203	Jun 1, 2000	Mercier, QC
8	Yanni Kaldis	D	R	5-11	187	Sep 30, 1995	St-Laurent, QC
9	Luke Esposito	C	L	5-10	183	Oct 18, 1993	Andover, MA
10	Xavier Bourgault	RW	R	6-0	172	Oct 22, 2002	L'Islet, QC
11	James Hamblin	C	L	5-9	180	Apr 27, 1999	Edmonton, AB
14	Greg McKegg	C	L	6-0	194	Jun 17, 1992	St. Thomas, ON
15	Noah Philp	LW	R	6-3	200	Aug 31, 1998	Canmore, AB
16	Tyler Benson	LW	L	6-0	190	Mar 15, 1998	Edmonton, AB
17	Brad Malone	C	L	6-2	217	May 20, 1989	Chatham, NB
18	Carl Berglund	C	L	6-2	207	Jan 16, 2000	Hammaro, Sweden
19	Dino Kambeitz	RW	R	6-2	205	Jan 25, 2000	Parker, CO
25	Philip Kemp	D	R	6-3	212	Feb 12, 1999	Greenwich, CT
28	Alex Peters	D	L	6-4	220	Jul 2, 1996	Blythe, ON
31	Calvin Pickard	G	L	6-1	205	Apr 15, 1992	Winnipeg, MB
33	Olivier Rodrigue	G	R	6-1	175	Jul 6, 2000	Chicoutimi, QC
38	Max Gildon	D	L	6-3	187	May 17, 1999	Houston, TX
39	Seth Griffith	RW	R	5-9	185	Jan 4, 1993	Wallaceburg, ON
42	Adam Brubacher	D	L	6-4	205	Dec 13, 1995	Elmira, ON
47	Ty Tullio	RW	R	5-11	180	Apr 5, 2002	Windsor, ON
48	Carter Savoie	LW	L	5-10	193	Jan 23, 2002	St. Albert, AB
50	Raphael Lavoie	RW	R	6-4	215	Sep 25, 2000	Chambly, QC
55	Dylan Holloway	LW	L	6-1	203	Sep 23, 2001	Calgary, AB
95	Justin Bailey	RW	R	6-4	215	Jul 1, 1995	Buffalo, NY

## Henderson Silver Knights Roster

### PLAYERS

#	Name	Pos	Shoots	Ht	Wt	Birthdate	Birthtown
5	Daniil Chayka	D	L	6-3	200	Oct 22, 2002	Moscow, Russia
6	Kaedan Korczak	D	R	6-3	202	Jan 29, 2001	Yorkton, SK
11	Ivan Morozov	F	R	6-1	200	May 5, 2000	Verkhnyaya Salda, Russia
24	Brendan Brisson	F	L	6-0	187	Oct 22, 2001	Manhattan Beach, CA
30	Jiri Patera	G	L	6-2	219	Feb 24, 1999	Prague, Czech Republic
31	Isaiah Saville	G	R	6-1	199	Sep 21, 2000	Anchorage, AK
33	Jordan Papirny	G	L	6-1	185	Apr 10, 1996	Edmonton, AB
34	Ryan Sutcliffe	G	L	5-11	161	May 2, 1989	Grand Forks, ND
37	Spencer Foo	RW	R	6-0	187	May 19, 1994	Edmonton, AB
40	Lukas Cormier	D	L	5-11	184	Mar 27, 2002	Ste-Marie-de-Kent, NB
42	Daniil Miromanov	D	R	6-4	200	Jul 11, 1997	Moscow, Russia
44	Layton Ahac	D	L	6-2	201	Feb 22, 2001	North Vancouver, BC
45	Jake Bischoff	D	L	6-1	194	Jul 25, 1994	Cambridge, MN
46	Jonas Rondbjerg	RW	L	6-2	203	Mar 31, 1999	Horsholm, Denmark
48	Gemel Smith	C	L	6-0	210	Apr 16, 1994	Toronto, ON
51	Byron Froese	C	R	6-0	190	Mar 12, 1991	Winkler, MB
54	Jermaine Loewen	RW	L	6-4	234	Jan 18, 1998	Mandeville, Jamaica
56	Sheldon Rempal	RW	R	5-11	172	Aug 7, 1995	Calgary, AB
60	Connor Ford	F	L	6-0	192	Feb 5, 1998	Pittsburgh, PA
64	Sakari Manninen	F	L	5-9	180	Feb 10, 1992	Oulu, Finland
65	Dysin Mayo	D	R	6-2	195	Aug 17, 1996	Victoria, BC
67	Kyle Marino	F	R	6-2	218	Jun 1, 1995	Niagara Falls, ON
72	Gage Quinney	LW	L	6-0	198	Jul 29, 1995	Las Vegas, NV
77	Maxim Marushev	C	R	6-1	191	Jan 1, 1999	Saratov, Russia
79	Colt Conrad	C	R	5-10	183	Apr 27, 1997	St. Alphonse, MB
84	Brandon Hickey	D	L	6-2	205	Apr 13, 1996	Edmonton, AB

## 2022-23 Regular Season Team Statistics Bakersfield Condors

### PLAYERS

#	Name	Pos	GP	G	A	PTS	+/-	PIM	PPG	PPA	SH	SHA	GW	FG	IG	OT	UA	EN	SOG	SOA	SOGW	SO%	Pt/G	PIMPG	SA	SH%
39	Seth Griffith	RW	67	17	40	57	-12	30	5	19	0	0	3	6	1	2	1	0	1	2	0	50.0	0.85	0.45	116	14.7
4	Cam Dineen (total)	D	64	5	39	44	-9	14	2	25	0	0	1	2	0	0	0	0	0	0	0	0.0	0.69	0.22	148	3.4
	TUC	D	50	4	31	35	-5	14	2	18	0	0	1	1	0	0	0	0	0	0	0	0.000	0.70	0.28	118	3.4
	BAK	D	14	1	8	9	-4	0	0	7	0	0	0	1	0	0	0	0	0	0	0	0.000	0.64	0.00	30	3.3
50	Raphael Lavoie	RW	56	24	19	43	10	41	7	4	0	0	9	2	1	1	1	0	0	2	0	0.0	0.77	0.73	163	14.7
95	Justin Bailey	RW	53	18	13	31	-5	40	6	3	2	0	2	3	1	0	2	2	0	1	0	0.0	0.58	0.75	148	12.2
*	15 Noah Philp	LW	65	16	15	31	2	61	3	3	0	0	1	5	1	0	2	1	0	1	0	0.0	0.48	0.94	105	15.2
*	10 Xavier Bourgault	RW	57	13	18	31	7	16	5	7	2	0	1	2	0	0	3	0	0	0	0	0.0	0.54	0.28	109	11.9
*	47 Ty Tullio	RW	58	13	13	26	3	18	3	2	0	0	2	1	2	0	0	0	0	0	0	0.0	0.45	0.31	85	15.3
11	James Hamblin	C	47	10	16	26	-1	14	2	5	1	0	3	0	1	0	0	1	0	0	0	0.0	0.55	0.30	105	9.5
8	Yanni Kaldis	D	50	6	19	25	-8	27	2	11	0	0	0	3	0	0	0	0	0	0	0	0.0	0.50	0.54	80	7.5
X	7 Michael Kesselring	D	49	13	9	22	5	40	0	1	0	1	1	2	1	0	0	0	0	0	0	0.0	0.45	0.82	159	8.2
16	Tyler Benson	LW	39	5	17	22	-6	29	1	9	0	0	3	1	0	0	0	0	0	0	0	0.0	0.56	0.74	62	8.1
14	Greg McKeeg	C	64	7	13	20	6	62	1	1	1	1	0	0	3	0	0	1	0	0	0	0.0	0.31	0.97	83	8.4
9	Luke Esposito	C	65	4	16	20	4	94	0	0	0	1	1	1	0	0	0	0	0	0	0	0.0	0.31	1.45	74	5.4
17	Brad Malone	C	36	2	17	19	4	24	0	4	0	0	0	0	1	0	1	0	0	0	0	0.0	0.53	0.67	66	3.0
25	Philip Kemp	D	66	5	13	18	10	49	0	0	0	1	0	2	1	0	0	0	0	0	0	0.0	0.27	0.74	54	9.3
5	Jason Demers	D	55	0	18	18	-7	75	0	5	0	0	0	0	0	0	0	0	0	0	0	0.0	0.33	1.36	67	0.0
28	Alex Peters	D	44	7	9	16	12	61	0	0	0	2	2	3	1	0	0	0	0	0	0	0.0	0.36	1.39	78	9.0
38	Max Gildon (total)	D	44	2	12	14	2	46	1	0	0	0	0	0	1	0	0	0	0	0	0	0.0	0.32	1.05	72	2.8
	CLT	D	6	0	2	2	0	2	0	0	0	0	0	0	0	0	0	0	0	0	0	0.000	0.33	0.33	9	0.0
	BAK	D	38	2	10	12	2	44	1	0	0	0	0	0	1	0	0	0	0	0	0	0.000	0.32	1.16	63	3.2
*	48 Carter Savoie	LW	44	8	3	11	-17	18	3	0	0	0	1	2	1	0	1	1	1	1	0	100.0	0.25	0.41	55	14.5
19	Dino Kambeitz	RW	58	5	6	11	8	34	1	1	1	0	0	1	0	0	1	0	0	0	0	0.0	0.19	0.59	75	6.7
3	Markus Niemelainen	D	28	2	5	7	1	16	0	0	0	0	0	0	0	0	0	0	0	0	0	0.0	0.25	0.57	33	6.1
55	Dylan Holloway	LW	7	4	2	6	1	2	2	0	0	0	1	1	0	0	0	0	0	0	0	0.0	0.86	0.29	24	16.7
*X	44 Darien Kielb	D	25	2	4	6	5	16	0	0	0	0	0	1	0	0	0	0	0	0	0	0.0	0.24	0.64	37	5.4
X	94 Devin Shore	F	5	2	3	5	1	0	0	0	0	1	0	0	0	0	0	0	0	0	0	0.0	1.00	0.00	6	33.3
X	22 Graham McPhee	LW	27	1	4	5	0	26	0	0	0	0	0	0	0	0	0	0	0	0	0	0.0	0.19	0.96	26	3.8
X	13 Mattias Janmark	C	4	2	2	4	3	2	0	0	0	0	1	0	0	0	0	1	0	0	0	0.0	1.00	0.50	5	40.0
X	2 Philip Broberg	D	7	2	2	4	-2	0	1	2	0	0	0	0	0	0	0	0	0	0	0	0.0	0.57	0.00	15	13.3
X	24 Klim Kostin	LW	9	2	2	4	-4	15	0	0	0	0	1	0	1	0	1	0	0	0	0	0.0	0.44	1.67	17	11.8
	33 Olivier Rodrigue	G	27	0	3	3	0	0	0	0	0	0	0	0	0	0	0	0	0	0	0	0.0	0.11	0.00	0	0.0
*X	21 Filip Engaras	C	11	2	0	2	0	6	0	0	0	0	1	1	0	0	0	0	0	0	0	0.0	0.18	0.55	4	50.0
*	7 Xavier Bernard (total)	D	26	1	1	2	-11	14	0	0	0	0	0	0	0	0	0	0	0	0	0	0.0	0.08	0.54	14	7.1
	BEL	D	17	0	1	1	-9	8	0	0	0	0	0	0	0	0	0	0	0	0	0	0.000	0.06	0.47	7	0.0
	BAK	D	9	1	0	1	-2	6	0	0	0	0	0	0	0	0	0	0	0	0	0	0.000	0.11	0.67	7	14.3
X	6 Vincent Desharnais	D	13	0	2	2	1	19	0	0	0	0	0	0	0	0	0	0	0	0	0	0.0	0.15	1.46	15	0.0
*X	41 Samuel Dove-McFalls	LW	16	1	0	1	-1	16	0	0	0	0	1	0	0	0	0	0	0	0	0	0.0	0.06	1.00	11	9.1
X	43 Drake Rymsha	C	4	0	1	1	-2	2	0	0	0	0	0	0	0	0	0	0	0	0	0	0.0	0.25	0.50	4	0.0
	42 Adam Brubacher	D	8	0	1	1	2	8	0	0	0	0	0	0	0	0	0	0	0	0	0	0.0	0.13	1.00	3	0.0
	31 Calvin Pickard	G	35	0	1	1	0	0	0	0	0	0	0	0	0	0	0	0	0	0	0	0.0	0.03	0.00	0	0.0
X	20 Mark Russell	LW	1	0	0	0	0	0	0	0	0	0	0	0	0	0	0	0	0	0	0	0.0	0.00	0.00	1	0.0
*	18 Carl Berglund	C	5	0	0	0	0	0	0	0	0	0	0	0	0	0	0	0	0	0	0	0.0	0.00	0.00	4	0.0
X	29 Ryan Fanti	G	8	0	0	0	0	0	0	0	0	0	0	0	0	0	0	0	0	0	0	0.0	0.00	0.00	0	0.0

### Goalies

#	Name	GP	Mins	GA	SO	GAA	W	L	OT	SA	SVS	SV%
31	Calvin Pickard	35	2064:58	95	3	2.76	21	11	2	1055	960	0.910
33	Olivier Rodrigue	27	1546:31	73	0	2.83	13	13	1	795	722	0.908
X	29 Ryan Fanti	8	388:24	24	0	3.71	0	5	1	207	183	0.884
	Empty Net		40:57	8						8		
	Totals	67	4080	200	3	2.97	34	29	4	2065	1865	0.903

\* indicates rookie

X indicates inactive

## 2022-23 Regular Season Team Statistics Henderson Silver Knights

### PLAYERS

#	Name	Pos	GP	G	A	PTS	+/-	PIM	PPG	PPA	SH	SHA	GW	FG	IG	OT	UA	EN	SOG	SOA	SOGW	SO%	Pt/G	PIMPG	SA	SH%
72	Gage Quinney	LW	61	23	33	56	-6	12	9	12	1	1	2	4	1	0	3	2	1	5	0	20.0	0.92	0.20	158	14.6
56	Sheldon Rempal	RW	65	23	30	53	0	48	7	14	0	2	5	4	1	0	1	2	0	2	0	0.0	0.82	0.74	232	9.9
48	Gemel Smith (total)	C	52	18	34	52	9	133	6	12	0	0	2	3	1	0	1	1	3	6	1	50.0	1.00	2.56	122	14.8
	SYR	C	35	13	24	37	7	89	2	8	0	0	2	3	1	0	1	1	2	5	1	0.400	1.06	2.54	89	14.6
	HSK	C	17	5	10	15	2	44	4	4	0	0	0	0	0	0	0	0	1	1	0	1.000	0.88	2.59	33	15.2
64	Sakari Manninen	F	48	11	24	35	-1	24	2	11	0	0	2	1	1	0	0	0	0	1	0	0.0	0.73	0.50	88	12.5
*	40 Lukas Cormier	D	60	10	25	35	-10	40	4	13	0	0	1	2	1	1	0	0	0	0	0	0.0	0.58	0.67	139	7.2
51	Byron Froese	C	55	9	24	33	0	40	4	6	0	1	1	2	0	0	0	0	0	0	0	0.0	0.60	0.73	139	6.5
*	24 Brendan Brisson	F	53	13	18	31	-6	56	3	4	0	0	2	2	1	0	0	0	2	7	1	28.6	0.58	1.06	116	11.2
46	Jonas Røndbjerg	RW	51	12	14	26	-1	8	1	6	1	0	0	4	3	0	2	3	0	0	0	0.0	0.51	0.16	106	11.3
42	Daniil Miromanov	D	31	9	13	22	-9	10	3	6	0	0	0	1	1	0	0	0	0	0	0	0.0	0.71	0.32	75	12.0
X	16 Pavel Dorofeyev	C	32	9	8	17	0	30	3	1	0	0	1	1	0	1	1	0	2	5	1	40.0	0.53	0.94	72	12.5
*	60 Connor Ford	F	58	7	10	17	-5	12	1	1	0	1	1	0	2	0	0	1	0	0	0	0.0	0.29	0.21	57	12.3
45	Jake Bischoff	D	51	5	11	16	-12	22	0	3	1	0	1	1	0	0	0	0	0	0	0	0.0	0.31	0.43	65	7.7
77	Maxim Marushev	C	60	6	9	15	-9	13	0	1	1	0	0	0	1	0	0	1	2	3	1	66.7	0.25	0.22	77	7.8
X	94 Brayden Pachal	D	55	3	12	15	5	90	0	0	0	0	0	0	1	0	0	0	0	0	0	0.0	0.27	1.64	80	3.8
*	11 Ivan Morozov	F	53	6	8	14	-25	51	3	1	0	0	0	1	0	0	0	0	0	1	0	0.0	0.26	0.96	45	13.3
37	Spencer Foo	RW	60	6	8	14	-11	16	0	1	1	0	1	2	1	0	0	2	0	0	0	0.0	0.23	0.27	106	5.7
6	Kaedan Korczak	D	49	4	10	14	-8	60	0	2	1	0	1	0	0	0	1	0	0	0	0	0.0	0.29	1.22	92	4.3
65	Dysin Mayo (total)	D	38	2	7	9	-14	28	0	1	0	0	1	0	0	0	0	0	0	0	0	0.0	0.24	0.74	49	4.1
	TUC	D	26	2	5	7	-9	20	0	1	0	0	1	0	0	0	0	0	0	0	0	0.000	0.27	0.77	42	4.8
	HSK	D	12	0	2	2	-5	8	0	0	0	0	0	0	0	0	0	0	0	0	0	0.000	0.17	0.67	7	0.0
X	57 Mason Primeau	C	27	5	3	8	-4	18	3	0	0	0	2	0	1	0	0	0	0	0	0	0.0	0.30	0.67	27	18.5
79	Colt Conrad	C	34	4	4	8	-13	29	0	0	0	0	0	2	0	0	1	0	0	0	0	0.0	0.24	0.85	25	16.0
*	5 Daniil Chayka	D	52	2	5	7	-19	4	0	0	1	0	0	0	0	0	1	0	0	0	0	0.0	0.13	0.08	39	5.1
54	Jermaine Loewen	RW	47	2	3	5	-3	82	0	0	0	0	0	1	1	0	0	0	0	0	0	0.0	0.11	1.74	40	5.0
*X	47 Patrick Guay	C	12	2	2	4	-1	13	0	1	0	0	0	1	0	0	0	0	0	1	0	0.0	0.33	1.08	11	18.2
67	Kyle Marino	F	46	2	2	4	-13	89	0	0	0	0	1	0	0	0	0	0	0	0	0	0.0	0.09	1.93	39	5.1
44	Layton Ahac	D	34	1	3	4	-2	16	0	0	0	0	1	0	0	0	0	0	0	0	0	0.0	0.12	0.47	30	3.3
X	49 Peter DiLiberatore	D	22	0	3	3	0	0	0	0	0	0	0	0	0	0	0	0	0	0	0	0.0	0.14	0.00	33	0.0
*X	83 Daniel D'Amato	F	22	0	3	3	-4	4	0	0	0	0	0	0	0	0	0	0	0	0	0	0.0	0.14	0.18	24	0.0
84	Brandon Hickey	D	13	1	1	2	5	8	0	0	0	0	0	1	0	0	0	0	0	0	0	0.0	0.15	0.62	5	20.0
*X	85 Connor Corcoran	D	8	0	2	2	-1	2	0	1	0	0	0	0	0	0	0	0	0	0	0	0.0	0.25	0.25	15	0.0
X	34 Michael Hutchinson	G	7	0	1	1	0	0	0	0	0	0	0	0	0	0	0	0	0	0	0	0.0	0.14	0.00	1	0.0
*	31 Isaiah Saville	G	8	0	1	1	0	0	0	0	0	1	0	0	0	0	0	0	0	0	0	0.0	0.13	0.00	0	0.0
X	65 Zack Hayes	D	14	0	1	1	3	13	0	0	0	0	0	0	0	0	0	0	0	0	0	0.0	0.07	0.93	19	0.0
X	39 Laurent Brossoit	G	23	0	1	1	0	0	0	1	0	0	0	0	0	0	0	0	0	0	0	0.0	0.04	0.00	0	0.0
	30 Jiri Patera	G	30	0	1	1	0	2	0	0	0	0	0	0	0	0	0	0	0	0	0	0.0	0.03	0.07	0	0.0
	33 Jordan Papirny	G	2	0	0	0	0	0	0	0	0	0	0	0	0	0	0	0	0	0	0	0.0	0.00	0.00	0	0.0
*X	58 Brandon Estes	D	4	0	0	0	0	4	0	0	0	0	0	0	0	0	0	0	0	0	0	0.0	0.00	1.00	2	0.0

### Goalies

#	Name	GP	Mins	GA	SO	GAA	W	L	OT	SA	SVS	SV%
30	Jiri Patera	30	1722:26	84	0	2.93	13	15	1	917	833	0.908
X	39 Laurent Brossoit	23	1322:13	60	2	2.72	8	11	3	656	596	0.909
*	31 Isaiah Saville	8	420:33	25	0	3.57	2	5	0	231	206	0.892
X	34 Michael Hutchinson	7	416:01	19	0	2.74	1	5	1	185	166	0.897
	33 Jordan Papirny	2	122:43	5	0	2.44	1	1	0	80	75	0.938
	Empty Net		59:31	11						11		
	Totals	67	4122	204	2	3.01	25	37	5	2080	1876	0.902

\* indicates rookie

X indicates inactive

# Henderson Silver Knights 2022-23 Regular Season Game Schedule

Date	Opponent	Result	Record	Score	GWG	Goaltender	Opposing Goaltender
Oct. 14	Tucson	L	0-1-0-0	1-2		Jiri Patera (2 GA, 32 SVS)	Ivan Prosvetov (1 GA, 29 SVS)
Oct. 15	Tucson	W	1-1-0-0	6-2	Layton Ahac	Michael Hutchinson (2 GA, 22 SVS)	Jon Gillies (5 GA, 9 SVS)
Oct. 18	at Ontario	L	1-2-0-0	3-5		Michael Hutchinson (4 GA, 22 SVS)	Matthew Villalta (3 GA, 27 SVS)
Oct. 19	Bakersfield	L	1-3-0-0	3-4		Jiri Patera (4 GA, 21 SVS)	Calvin Pickard (3 GA, 28 SVS)
Oct. 22	at San Jose	L	1-4-0-0	0-4		Jiri Patera (4 GA, 27 SVS)	Aaron Dell (0 GA, 34 SVS)
Oct. 23	at San Jose	L	1-5-0-0	2-3		Michael Hutchinson (3 GA, 22 SVS)	Eetu Makiniemi (2 GA, 34 SVS)
Oct. 28	Colorado	L	1-6-0-0	2-3		Jiri Patera (3 GA, 18 SVS)	Justus Annunen (2 GA, 18 SVS)
Oct. 29	Colorado	W	2-6-0-0	4-2	Sheldon Rempal	Jiri Patera (2 GA, 20 SVS)	Jonas Johansson (3 GA, 33 SVS)
Nov. 4	at Bakersfield	L	2-7-0-0	1-3		Jiri Patera (3 GA, 25 SVS)	Olivier Rodrigue (1 GA, 30 SVS)
Nov. 5	Bakersfield	L	2-8-0-0	3-6		Laurent Brossoit (5 GA, 20 SVS)	Calvin Pickard (3 GA, 37 SVS)
Nov. 8	San Diego	L	2-9-0-0	0-7		Laurent Brossoit (4 GA, 10 SVS)	Lukas Dostal (0 GA, 28 SVS)
Nov. 10	at Abbotsford	L	2-10-0-0	1-2		Michael Hutchinson (2 GA, 28 SVS)	Art?rs ?ilovs (1 GA, 30 SVS)
Nov. 12	at Abbotsford	W	3-10-0-0	3-2	Gage Quinney	Jiri Patera (2 GA, 43 SVS)	Art?rs ?ilovs (3 GA, 24 SVS)
Nov. 15	at Tucson	W	4-10-0-0	7-1	Brendan Brisson	Laurent Brossoit (1 GA, 29 SVS)	Ivan Prosvetov (7 GA, 22 SVS)
Nov. 16	at Tucson	L	4-11-0-0	2-6		Jiri Patera (4 GA, 7 SVS)	Ivan Prosvetov (2 GA, 29 SVS)
Nov. 19	Ontario	W	5-11-0-0	3-1	Gage Quinney	Jiri Patera (1 GA, 33 SVS)	Matthew Villalta (2 GA, 23 SVS)
Nov. 20	at Ontario	L	5-12-0-0	2-3		Laurent Brossoit (3 GA, 20 SVS)	Pheonix Copley (2 GA, 27 SVS)
Nov. 22	at Bakersfield	L	5-13-0-0	2-3		Laurent Brossoit (3 GA, 33 SVS)	Olivier Rodrigue (2 GA, 31 SVS)
Nov. 25	San Jose	L	5-14-0-0	2-5		Laurent Brossoit (4 GA, 22 SVS)	Eetu Makiniemi (1 GA, 25 SVS)
Nov. 27	San Diego	W	6-14-0-0	5-2	Mason Primeau	Jiri Patera (2 GA, 32 SVS)	Lukas Dostal (4 GA, 31 SVS)
Dec. 2	Coachella Valley	L	6-15-0-0	0-1		Laurent Brossoit (1 GA, 23 SVS)	Joey Daccord (0 GA, 26 SVS)
Dec. 3	Coachella Valley	SOL	6-15-0-1	2-3 SO		Michael Hutchinson (2 GA, 26 SVS)	Christopher Gibson (2 GA, 23 SVS)
Dec. 7	at Ontario	W	7-15-0-1	3-1	Kaedan Korczak	Laurent Brossoit (1 GA, 30 SVS)	Cal Petersen (2 GA, 26 SVS)
Dec. 9	at Colorado	W	8-15-0-1	3-2 OT	Lukas Cormier	Jiri Patera (2 GA, 33 SVS)	Justus Annunen (3 GA, 22 SVS)
Dec. 10	at Colorado	W	9-15-0-1	3-2	Connor Ford	Laurent Brossoit (2 GA, 30 SVS)	Jonas Johansson (3 GA, 24 SVS)
Dec. 14	San Jose	W	10-15-0-1	5-0	Byron Froese	Laurent Brossoit (0 GA, 31 SVS)	Eetu Makiniemi (5 GA, 9 SVS)
Dec. 16	Abbotsford	L	10-16-0-1	2-3		Michael Hutchinson (3 GA, 23 SVS)	Art?rs ?ilovs (2 GA, 20 SVS)
Dec. 17	Abbotsford	W	11-16-0-1	3-0	Sheldon Rempal	Laurent Brossoit (0 GA, 33 SVS)	Jake Kupsky (3 GA, 23 SVS)
Dec. 22	Coachella Valley	SOL	11-16-0-2	2-3 SO		Laurent Brossoit (2 GA, 30 SVS)	Christopher Gibson (2 GA, 31 SVS)
Dec. 23	at Coachella Valley	L	11-17-0-2	0-1		Jiri Patera (1 GA, 30 SVS)	Joey Daccord (0 GA, 30 SVS)
Dec. 28	at San Diego	L	11-18-0-2	4-5		Laurent Brossoit (5 GA, 15 SVS)	Olle Eriksson Ek (4 GA, 31 SVS)
Dec. 30	San Diego	W	12-18-0-2	4-1	Mason Primeau	Laurent Brossoit (1 GA, 24 SVS)	Olle Eriksson Ek (4 GA, 33 SVS)
Jan. 1	San Diego	L	12-19-0-2	0-3		Jiri Patera (2 GA, 25 SVS)	Lukas Dostal (0 GA, 39 SVS)
Jan. 4	at San Jose	SOL	12-19-0-3	3-4 SO		Laurent Brossoit (3 GA, 25 SVS)	Aaron Dell (3 GA, 32 SVS)
Jan. 6	at Abbotsford	L	12-20-0-3	3-4		Jiri Patera (4 GA, 25 SVS)	Jake Kupsky (3 GA, 22 SVS)
Jan. 7	at Abbotsford	L	12-21-0-3	1-2		Laurent Brossoit (2 GA, 28 SVS)	Art?rs ?ilovs (1 GA, 26 SVS)
Jan. 11	Ontario	L	12-22-0-3	3-6		Laurent Brossoit (5 GA, 24 SVS)	Cal Petersen (3 GA, 31 SVS)
Jan. 13	Calgary	W	13-22-0-3	3-1	Jake Bischoff	Jiri Patera (1 GA, 36 SVS)	Oscar Dansk (2 GA, 27 SVS)
Jan. 14	Calgary	W	14-22-0-3	4-2	Sheldon Rempal	Laurent Brossoit (2 GA, 32 SVS)	Dustin Wolf (3 GA, 30 SVS)
Jan. 18	Tucson	W	15-22-0-3	4-1	Spencer Foo	Jiri Patera (1 GA, 30 SVS)	Ivan Prosvetov (4 GA, 18 SVS)
Jan. 21	at Colorado	L	15-23-0-3	4-5		Laurent Brossoit (5 GA, 29 SVS)	Justus Annunen (4 GA, 22 SVS)
Jan. 22	at Colorado	L	15-24-0-3	3-4		Jiri Patera (4 GA, 31 SVS)	Jonas Johansson (3 GA, 19 SVS)
Jan. 25	San Jose	W	16-24-0-3	3-2 SO		Laurent Brossoit (2 GA, 27 SVS)	Eetu Makiniemi (2 GA, 28 SVS)
Jan. 27	San Jose	L	16-25-0-3	1-4		Jiri Patera (3 GA, 26 SVS)	Aaron Dell (1 GA, 27 SVS)
Jan. 28	Calgary	L	16-26-0-3	2-6		Laurent Brossoit (5 GA, 30 SVS)	Oscar Dansk (2 GA, 23 SVS)
Feb. 3	Colorado	L	16-27-0-3	1-2		Jiri Patera (2 GA, 31 SVS)	Jonas Johansson (1 GA, 21 SVS)
Feb. 4	Colorado	SOL	16-27-0-4	2-3 SO		Laurent Brossoit (2 GA, 36 SVS)	Justus Annunen (2 GA, 29 SVS)
Feb. 11	Ontario	SOL	16-27-0-5	2-3 SO		Jiri Patera (2 GA, 25 SVS)	Matthew Villalta (2 GA, 37 SVS)
Feb. 18	at Tucson	L	16-28-0-5	2-3		Jiri Patera (3 GA, 36 SVS)	Ivan Prosvetov (2 GA, 23 SVS)
Feb. 19	at Tucson	L	16-29-0-5	2-3		Michael Hutchinson (3 GA, 23 SVS)	Ivan Prosvetov (2 GA, 36 SVS)
Feb. 22	at Calgary	W	17-29-0-5	5-4 OT	Pavel Dorofeyev	Jiri Patera (4 GA, 31 SVS)	Dustin Wolf (5 GA, 34 SVS)
Feb. 23	at Calgary	W	18-29-0-5	5-2	Sakari Manninen	Jiri Patera (2 GA, 36 SVS)	Daniil Chechelev (3 GA, 23 SVS)
Feb. 26	Calgary	W	19-29-0-5	2-1	Kyle Marino	Jiri Patera (1 GA, 31 SVS)	Dustin Wolf (2 GA, 29 SVS)
Mar. 1	at San Diego	W	20-29-0-5	6-5	Sheldon Rempal	Jiri Patera (5 GA, 18 SVS)	Olle Eriksson Ek (5 GA, 22 SVS)
Mar. 2	Abbotsford	W	21-29-0-5	5-2	Sheldon Rempal	Isaiah Saville (2 GA, 33 SVS)	Art?rs ?ilovs (5 GA, 21 SVS)
Mar. 4	Abbotsford	W	22-29-0-5	3-2 SO		Jiri Patera (2 GA, 32 SVS)	Spencer Martin (2 GA, 23 SVS)
Mar. 8	at Coachella Valley	L	22-30-0-5	3-6		Isaiah Saville (6 GA, 26 SVS)	Joey Daccord (3 GA, 32 SVS)
Mar. 10	at San Diego	L	22-31-0-5	0-2		Isaiah Saville (2 GA, 31 SVS)	Gage Alexander (0 GA, 26 SVS)
Mar. 11	at San Diego	L	22-32-0-5	2-4		Isaiah Saville (3 GA, 25 SVS)	Gage Alexander (2 GA, 35 SVS)
Mar. 15	at San Jose	L	22-33-0-5	2-6		Isaiah Saville (5 GA, 28 SVS)	Aaron Dell (2 GA, 21 SVS)
Mar. 17	at Bakersfield	L	22-34-0-5	0-1		Jordan Papiirny (1 GA, 33 SVS)	Calvin Pickard (0 GA, 30 SVS)
Mar. 18	Bakersfield	W	23-34-0-5	5-3	Sakari Manninen	Isaiah Saville (3 GA, 30 SVS)	Olivier Rodrigue (4 GA, 20 SVS)
Mar. 24	Coachella Valley	W	24-34-0-5	7-4	Brendan Brisson	Jiri Patera (4 GA, 27 SVS)	Christopher Gibson (5 GA, 10 SVS)
Mar. 25	at Coachella Valley	L	24-35-0-5	3-7		Jiri Patera (6 GA, 32 SVS)	Chris Driedger (3 GA, 24 SVS)



## Bakersfield Condors 2022-23 Regular Season Game Schedule

Date	Opponent	Result	Record	Score	GWG	Goaltender	Opposing Goaltender
Oct. 15	Abbotsford	OTL	0-0-1-0	2-3	OT	Calvin Pickard (3 GA, 34 SVS)	Art?rs ?ilovs (2 GA, 25 SVS)
Oct. 16	at Ontario	W	1-0-1-0	3-2	Samuel Dove-McFalls	Olivier Rodrigue (2 GA, 20 SVS)	Pheonix Copley (3 GA, 18 SVS)
Oct. 19	at Henderson	W	2-0-1-0	4-3	Klim Kostin	Calvin Pickard (3 GA, 28 SVS)	Jiri Patera (4 GA, 21 SVS)
Oct. 22	at Tucson	L	2-1-1-0	3-5		Calvin Pickard (5 GA, 20 SVS)	Ivan Prosvetov (3 GA, 28 SVS)
Oct. 23	at Tucson	L	2-2-1-0	3-5		Olivier Rodrigue (4 GA, 25 SVS)	Jon Gillies (3 GA, 23 SVS)
Oct. 29	at Ontario	L	2-3-1-0	3-4		Calvin Pickard (4 GA, 22 SVS)	Pheonix Copley (3 GA, 24 SVS)
Nov. 2	San Diego	W	3-3-1-0	3-2	Mattias Janmark	Calvin Pickard (2 GA, 27 SVS)	Lukas Dostal (3 GA, 42 SVS)
Nov. 4	Henderson	W	4-3-1-0	3-1	Noah Philp	Olivier Rodrigue (1 GA, 30 SVS)	Jiri Patera (3 GA, 25 SVS)
Nov. 5	at Henderson	W	5-3-1-0	6-3	Carter Savoie	Calvin Pickard (3 GA, 37 SVS)	Laurent Brossoit (5 GA, 20 SVS)
Nov. 11	at San Diego	W	6-3-1-0	2-0	Michael Kesselring	Calvin Pickard (0 GA, 20 SVS)	Lukas Dostal (2 GA, 27 SVS)
Nov. 12	Ontario	W	7-3-1-0	3-1	Filip Engaras	Olivier Rodrigue (1 GA, 27 SVS)	Matthew Villalta (3 GA, 19 SVS)
Nov. 15	Colorado	L	7-4-1-0	3-4		Olivier Rodrigue (1 GA, 19 SVS)	Justus Annunen (3 GA, 34 SVS)
Nov. 18	Calgary	L	7-5-1-0	1-5		Olivier Rodrigue (5 GA, 26 SVS)	Dustin Wolf (1 GA, 22 SVS)
Nov. 19	Calgary	L	7-6-1-0	2-5		Ryan Fanti (3 GA, 37 SVS)	Dustin Wolf (2 GA, 31 SVS)
Nov. 22	Henderson	W	8-6-1-0	3-2	Xavier Bourgault	Olivier Rodrigue (2 GA, 31 SVS)	Laurent Brossoit (3 GA, 33 SVS)
Nov. 26	San Jose	L	8-7-1-0	1-2		Olivier Rodrigue (2 GA, 41 SVS)	Eetu Makiniemi (1 GA, 25 SVS)
Nov. 29	at Abbotsford	L	8-8-1-0	3-6		Ryan Fanti (5 GA, 29 SVS)	Art?rs ?ilovs (3 GA, 16 SVS)
Nov. 30	at Abbotsford	L	8-9-1-0	3-4		Olivier Rodrigue (4 GA, 33 SVS)	Collin Delia (3 GA, 16 SVS)
Dec. 3	Colorado	L	8-10-1-0	4-5		Olivier Rodrigue (5 GA, 41 SVS)	Justus Annunen (4 GA, 25 SVS)
Dec. 4	at Ontario	L	8-11-1-0	2-5		Ryan Fanti (4 GA, 18 SVS)	Cal Petersen (2 GA, 27 SVS)
Dec. 6	Colorado	L	8-12-1-0	1-2		Olivier Rodrigue (2 GA, 31 SVS)	Jonas Johansson (1 GA, 34 SVS)
Dec. 10	Coachella Valley	W	9-12-1-0	5-4	OT Seth Griffith	Olivier Rodrigue (4 GA, 32 SVS)	Christopher Gibson (5 GA, 28 SVS)
Dec. 11	at San Jose	L	9-13-1-0	1-3		Ryan Fanti (3 GA, 26 SVS)	Aaron Dell (1 GA, 39 SVS)
Dec. 17	at Ontario	L	9-14-1-0	0-2		Olivier Rodrigue (1 GA, 23 SVS)	Cal Petersen (0 GA, 19 SVS)
Dec. 20	at Colorado	W	10-14-1-0	2-1	Raphael Lavoie	Olivier Rodrigue (1 GA, 23 SVS)	Jonas Johansson (2 GA, 34 SVS)
Dec. 21	at Colorado	L	10-15-1-0	3-4		Olivier Rodrigue (4 GA, 23 SVS)	Jonas Johansson (3 GA, 31 SVS)
Dec. 27	at San Jose	W	11-15-1-0	5-1	Seth Griffith	Olivier Rodrigue (1 GA, 36 SVS)	Strauss Mann (5 GA, 23 SVS)
Dec. 28	Calgary	L	11-16-1-0	2-9		Olivier Rodrigue (7 GA, 21 SVS)	Dustin Wolf (2 GA, 26 SVS)
Dec. 30	Calgary	L	11-17-1-0	1-2		Ryan Fanti (2 GA, 29 SVS)	Oscar Dansk (1 GA, 31 SVS)
Jan. 4	Ontario	W	12-17-1-0	3-2	Raphael Lavoie	Calvin Pickard (2 GA, 46 SVS)	Matthew Villalta (3 GA, 29 SVS)
Jan. 8	at Calgary	L	12-18-1-0	1-2		Calvin Pickard (2 GA, 21 SVS)	Dustin Wolf (1 GA, 35 SVS)
Jan. 10	at Calgary	L	12-19-1-0	3-4		Olivier Rodrigue (4 GA, 26 SVS)	Dustin Wolf (3 GA, 17 SVS)
Jan. 13	at Coachella Valley	OTL	12-19-2-0	4-5	OT	Ryan Fanti (5 GA, 21 SVS)	Christopher Gibson (4 GA, 34 SVS)
Jan. 14	Tucson	SOL	12-19-2-1	3-4	SO	Olivier Rodrigue (3 GA, 30 SVS)	Ivan Prosvetov (3 GA, 22 SVS)
Jan. 18	San Diego	W	13-19-2-1	5-1	James Hamblin	Calvin Pickard (1 GA, 29 SVS)	Lukas Dostal (4 GA, 20 SVS)
Jan. 20	at Tucson	L	13-20-2-1	2-6		Calvin Pickard (6 GA, 26 SVS)	Tyler Parks (2 GA, 23 SVS)
Jan. 21	at Tucson	W	14-20-2-1	3-2	Ty Tullio	Calvin Pickard (2 GA, 35 SVS)	Ivan Prosvetov (3 GA, 22 SVS)
Jan. 25	at San Diego	L	14-21-2-1	3-5		Calvin Pickard (4 GA, 25 SVS)	Lukas Dostal (3 GA, 30 SVS)
Jan. 27	at San Diego	W	15-21-2-1	4-3	Tyler Benson	Olivier Rodrigue (3 GA, 25 SVS)	Lukas Dostal (4 GA, 17 SVS)
Jan. 28	San Jose	W	16-21-2-1	5-4	Raphael Lavoie	Calvin Pickard (4 GA, 32 SVS)	Aaron Dell (5 GA, 23 SVS)
Jan. 31	Tucson	W	17-21-2-1	7-3	Justin Bailey	Calvin Pickard (3 GA, 32 SVS)	Tyler Parks (4 GA, 17 SVS)
Feb. 2	at Calgary	W	18-21-2-1	5-1	Raphael Lavoie	Calvin Pickard (1 GA, 32 SVS)	Dustin Wolf (4 GA, 25 SVS)
Feb. 3	at Calgary	L	18-22-2-1	1-2		Calvin Pickard (2 GA, 34 SVS)	Dustin Wolf (0 GA, 16 SVS)
Feb. 10	Ontario	SOL	18-22-2-2	2-3	SO	Calvin Pickard (2 GA, 31 SVS)	Cal Petersen (2 GA, 26 SVS)
Feb. 11	San Diego	W	19-22-2-2	6-1	Alex Peters	Olivier Rodrigue (1 GA, 24 SVS)	Olle Eriksson Ek (6 GA, 29 SVS)
Feb. 14	at Colorado	W	20-22-2-2	4-1	Luke Esposito	Calvin Pickard (1 GA, 32 SVS)	Justus Annunen (4 GA, 31 SVS)
Feb. 15	at Colorado	L	20-23-2-2	1-5		Calvin Pickard (5 GA, 33 SVS)	Justus Annunen (1 GA, 30 SVS)
Feb. 18	at Coachella Valley	W	21-23-2-2	3-2	Tyler Benson	Calvin Pickard (2 GA, 34 SVS)	Joey Daccord (3 GA, 27 SVS)
Feb. 19	at San Diego	W	22-23-2-2	8-4	Ty Tullio	Olivier Rodrigue (4 GA, 18 SVS)	Olle Eriksson Ek (8 GA, 31 SVS)
Feb. 21	San Diego	W	23-23-2-2	3-1	Raphael Lavoie	Calvin Pickard (1 GA, 21 SVS)	Gage Alexander (3 GA, 25 SVS)
Feb. 24	at Texas	W	24-23-2-2	3-1	Raphael Lavoie	Calvin Pickard (1 GA, 26 SVS)	Matthew Murray (3 GA, 34 SVS)
Feb. 25	at Texas	L	24-24-2-2	0-4		Calvin Pickard (4 GA, 27 SVS)	Matthew Murray (0 GA, 25 SVS)
Mar. 3	Coachella Valley	L	24-25-2-2	1-5		Calvin Pickard (5 GA, 25 SVS)	Joey Daccord (1 GA, 37 SVS)
Mar. 4	Ontario	W	25-25-2-2	5-4	OT Seth Griffith	Calvin Pickard (4 GA, 19 SVS)	Cal Petersen (5 GA, 29 SVS)
Mar. 8	Texas	W	26-25-2-2	6-5	Justin Bailey	Calvin Pickard (5 GA, 22 SVS)	Dylan Wells (6 GA, 33 SVS)
Mar. 10	San Jose	L	26-26-2-2	0-4		Olivier Rodrigue (4 GA, 21 SVS)	Aaron Dell (0 GA, 23 SVS)
Mar. 11	San Jose	W	27-26-2-2	6-2	Raphael Lavoie	Calvin Pickard (2 GA, 27 SVS)	Aaron Dell (5 GA, 28 SVS)
Mar. 15	Texas	W	28-26-2-2	2-1	James Hamblin	Calvin Pickard (1 GA, 15 SVS)	Remi Poirier (1 GA, 15 SVS)
Mar. 17	Henderson	W	29-26-2-2	1-0	Tyler Benson	Calvin Pickard (0 GA, 30 SVS)	Jordan Papirny (1 GA, 33 SVS)
Mar. 18	at Henderson	L	29-27-2-2	3-5		Olivier Rodrigue (4 GA, 20 SVS)	Isaiah Saville (3 GA, 30 SVS)
Mar. 22	Abbotsford	W	30-27-2-2	3-1	James Hamblin	Olivier Rodrigue (1 GA, 29 SVS)	Spencer Martin (2 GA, 19 SVS)
Mar. 25	at San Jose	L	30-28-2-2	1-5		Calvin Pickard (5 GA, 26 SVS)	Aaron Dell (1 GA, 19 SVS)
Mar. 26	at San Jose	W	31-28-2-2	4-1	Dylan Holloway	Olivier Rodrigue (1 GA, 19 SVS)	Aaron Dell (2 GA, 18 SVS)
Mar. 29	at Coachella Valley	L	31-29-2-2	1-5		Calvin Pickard (5 GA, 22 SVS)	Joey Daccord (1 GA, 31 SVS)

Mar. 31	Tucson	W	32-29-2-2	3-2 OT	Raphael Lavoie	Calvin Pickard (2 GA, 27 SVS)	Tyler Parks (3 GA, 30 SVS)
Apr. 1	Tucson	W	33-29-2-2	2-1	Raphael Lavoie	Olivier Rodrigue (1 GA, 28 SVS)	David Tendeck (2 GA, 24 SVS)
Apr. 5	Colorado	W	34-29-2-2	3-0	Alex Peters	Calvin Pickard (0 GA, 27 SVS)	Justus Annunen (3 GA, 29 SVS)
Apr. 7	at Henderson						
Apr. 8	at Coachella Valley						
Apr. 12	Henderson						
Apr. 14	Coachella Valley						
Apr. 15	Coachella Valley						

\* Overtime Game  
\*\* Shootout Game

# Bakersfield Condors vs Henderson Silver Knights Head to Head

## Summary

Description	Result	
Head to Head Record 2022-23 Regular Season	Henderson 1-5-0-0	Bakersfield 5-1-0-0
Head to Head Record 2021-22 Regular Season	Henderson 4-4-0-0	Bakersfield 4-3-1-0
Last 5 Years record between teams	Henderson 8-15-0-1	Bakersfield 16-7-1-0
Henderson vs. Bakersfield Last 5 Years record at Henderson	Henderson 4-7-0-1	Bakersfield 8-3-1-0
Henderson vs. Bakersfield Last 5 Years record at Bakersfield	Henderson 4-8-0-0	Bakersfield 8-4-0-0
Previous Meetings This Season	Bakersfield 3 @ Henderson 5 (Mar 18 2023) Final	
	Henderson 0 @ Bakersfield 1 (Mar 17 2023) Final	
	Henderson 2 @ Bakersfield 3 (Nov 22 2022) Final	
	Bakersfield 6 @ Henderson 3 (Nov 5 2022) Final	
	Henderson 1 @ Bakersfield 3 (Nov 4 2022) Final	
	Bakersfield 4 @ Henderson 3 (Oct 19 2022) Final	

## Match Up

	<u>Bakersfield</u>	<u>Henderson</u>
Team Record	34-29-2-2 -- 72 points	25-37-0-5 -- 55 points
Division Ranking	5th Pacific	9th Pacific
Conference Ranking	9th Western	16th Western
League Ranking	19th	31st
Past 10 Games	7-3-0-0	3-7-0-0
Streak	3-0-0-0	1-0-0-0
Last Game	3-0 W vs Colorado (Apr 5 2023) Final	5-4 W vs Tucson (Apr 5 2023) Final SO
Home Record	20-10-1-2	17-13-0-4
Away Record	14-19-1-0	8-24-0-1
GF	197	183
GA	202	209
PP (Overall)	(43/249) 17.3%	(47/265) 17.7%
PP (Home)	(21/117) 17.9%	(23/139) 16.5%
PP (Away)	(22/132) 16.7%	(24/126) 19.0%
PK (Overall)	(49/275) 82.2%	(44/237) 81.4%
PK (Home)	(23/136) 83.1%	(17/122) 86.1%
PK (Away)	(26/139) 81.3%	(27/115) 76.5%
PP vs. Opp.	(5/26) 19.2%	(6/27) 22.2%
PK vs. Opp.	(6/27) 77.8%	(5/26) 80.8%
Leading Rookie	Philp (16-15-31)	Cormier (10-25-35)
Most PIM	Esposito - 94	Smith - 133
Team PIM/GM	13.7/Game	13.2/Game
Leading Scorers	Griffith (17-40-57)	Quinney (23-33-56)
	Dineen (5-39-44)	Rempal (23-30-53)
	Lavoie (24-19-43)	Smith (18-34-52)
	Bailey (18-13-31)	Manninen (11-24-35)
	Philp (16-15-31)	Cormier (10-25-35)
Last 5 Games	3-0 W vs Colorado (Apr 5 2023) Final	5-4 W vs Tucson (Apr 5 2023) Final SO
	2-1 W vs Tucson (Apr 1 2023) Final	5-1 L @ Calgary (Mar 31 2023) Final

3-2 W vs Tucson (Mar 31 2023) Final OT  
5-1 L @ Coachella Valley (Mar 29 2023) Final  
4-1 W @ San Jose (Mar 26 2023) Final

5-3 L @ Calgary (Mar 29 2023) Final  
7-3 L @ Coachella Valley (Mar 25 2023) Final  
7-4 W vs Coachella Valley (Mar 24 2023) Final

Leading After 1st 17-5-1-2  
Leading After 2nd 23-2-0-2  
Tied After 1st 15-13-0-0  
Tied After 2nd 7-6-1-0  
Trailing After 1st 2-11-1-0  
Trailing After 2nd 4-21-1-0  
Out Shooting Opponents 17-13-1-0  
Out Shot by Opponents 16-16-1-2  
1 Goal Games 17-11-2-2  
2 Goal Games 6-6-0-0  
3 Goal Games 4-3-0-0

15-6-0-1  
17-0-0-1  
6-15-0-3  
6-13-0-3  
4-16-0-1  
2-24-0-1  
8-17-0-2  
16-20-0-2  
9-19-0-5  
6-5-0-0  
7-6-0-0

## Bakersfield Condors vs Henderson Silver Knights Head to Head

### Henderson Silver Knights

#	Name	GP	G	A	PTS	PIM	+/-
64	Sakari Manninen	6	2	4	6	6	-3
42	Daniil Miromanov	6	2	4	6	2	-3
72	Gage Quinney	6	1	4	5	2	-3
56	Sheldon Rempal	5	2	2	4	4	-2
24	Brendan Brisson	5	1	1	2	10	-2
65	Dysin Mayo (total)	6	1	1	2	0	1
	TUC	4	1	1	2	4	0
	HSK	2	0	0	0	0	1
48	Gemel Smith	2	1	1	2	2	0
45	Jake Bischoff	2	1	0	1	2	1
79	Colt Conrad	1	1	0	1	0	0
40	Lukas Cormier	3	1	0	1	0	1
67	Kyle Marino	5	1	0	1	19	0
46	Jonas Rondbjerg	6	1	0	1	0	-2
37	Spencer Foo	5	0	1	1	0	-1
51	Byron Froese	6	0	1	1	10	-4
6	Kaedan Korczak	6	0	1	1	23	-2
54	Jermaine Loewen	4	0	1	1	19	0
77	Maxim Marushev	5	0	1	1	0	0
94	X Brayden Pachal	6	0	1	1	36	-2
57	X Mason Primeau	3	0	1	1	0	-2
31	Isaiah Saville	1	0	1	1	0	0
44	Layton Ahac	2	0	0	0	0	-3
39	X Laurent Brossoit	2	0	0	0	0	0
5	Daniil Chayka	6	0	0	0	0	-7
49	X Peter DiLiberatore	1	0	0	0	0	0
16	X Pavel Dorofeyev	3	0	0	0	0	-3
60	Connor Ford	4	0	0	0	0	1
65	X Zack Hayes	3	0	0	0	2	0
11	Ivan Morozov	5	0	0	0	0	-2
33	Jordan Papirny	1	0	0	0	0	0
30	Jiri Patera	2	0	0	0	0	0

#	Name	GP	W	L	OT	Mins	GA	GAA	SV%
33	Jordan Papirny	1	0	1	0	57:54	1	1.04	0.971
31	Isaiah Saville	1	1	0	0	60:00	3	3.00	0.909
30	Jiri Patera	2	0	2	0	116:24	7	3.61	0.868
39	X Laurent Brossoit	2	0	2	0	117:56	8	4.07	0.869

### Bakersfield Condors

#	Name	GP	G	A	PTS	PIM	+/-
39	Seth Griffith	6	2	7	9	4	5
4	Cam Dineen (total)	7	0	4	4	0	-7
	BAK	2	0	2	2	0	-3
	TUC	5	0	2	2	6	-4
11	James Hamblin	6	0	4	4	2	1
7	X Michael Kesselring	4	3	0	3	5	2
25	Philip Kemp	6	2	1	3	6	6
15	Noah Philp	6	2	1	3	0	0
16	Tyler Benson	3	1	2	3	0	1
24	X Klim Kostin	3	2	0	2	6	3
48	Carter Savoie	4	2	0	2	2	2
95	Justin Bailey	3	1	1	2	0	-3
10	Xavier Bourgault	4	1	1	2	0	3
9	Luke Esposito	6	1	1	2	8	-1
13	X Mattias Janmark	2	1	1	2	0	1
8	Yanni Kaldis	3	1	1	2	5	0
5	Jason Demers	6	0	2	2	4	2
47	Ty Tullio	4	0	2	2	0	2
50	Raphael Lavoie	5	1	0	1	6	-2
42	Adam Brubacher	3	0	1	1	6	4
6	X Vincent Desharnais	2	0	1	1	17	2
19	Dino Kambeitz	4	0	1	1	2	0
17	Brad Malone	3	0	1	1	4	3
14	Greg McKegg	4	0	1	1	4	5
22	X Graham McPhee	2	0	1	1	0	-1
28	Alex Peters	6	0	1	1	19	4
7	Xavier Bernard	2	0	0	0	2	0
2	X Philip Broberg	1	0	0	0	0	0
41	X Samuel Dove-McFalls	2	0	0	0	2	0
21	X Filip Engaras	1	0	0	0	0	0
44	X Darien Kielb	1	0	0	0	0	1
3	Markus Niemelainen	2	0	0	0	0	0
31	Calvin Pickard	3	0	0	0	0	0
20	X Mark Russell	1	0	0	0	0	0
33	Olivier Rodrigue	3	0	0	0	0	0

#	Name	GP	W	L	OT	Mins	GA	GAA	SV%
31	Calvin Pickard	3	3	0	0	179:55	6	2.00	0.941
33	Olivier Rodrigue	3	2	1	0	177:51	7	2.36	0.920

## Bakersfield Condors vs Henderson Silver Knights Head to Head

### Team Game Highs and Lows

	Bakersfield Condors			Henderson Silver Knights		
<b>Goals</b>	Feb. 19	at SD	8	Nov. 15	at TUC	7
				Mar. 24	CV	7
<b>Assists</b>	Feb. 19	at SD	15	Mar. 1	at SD	12
<b>Points</b>	Feb. 19	at SD	23	Nov. 15	at TUC	18
				Mar. 1	at SD	18
<b>Penalty Minutes</b>	Dec. 28	CGY	54	Mar. 25	at CV	68
<b>Minors</b>	Dec. 27	at SJ	10	Mar. 25	at CV	9
	Feb. 3	at CGY	10			
<b>Majors</b>	Nov. 5	at HSK	3	Nov. 5	BAK	3
				Feb. 3	COL	3
<b>Shots</b>	Nov. 2	SD	45	Nov. 5	BAK	40
<b>Power Play Goals</b>	Feb. 19	at SD	5	Feb. 22	at CGY	3
<b>Goals By Both Teams</b>	Feb. 19	at SD	12	Mar. 1	at SD	11
				Mar. 24	CV	11
<b>Goals in 1st</b>	Dec. 27	at SJ	3	Apr. 5	TUC	4
	Jan. 14	TUC	3			
<b>Goals in 2nd</b>	Feb. 19	at SD	5	Jan. 4	at SJ	3
				Jan. 18	TUC	3
				Feb. 22	at CGY	3
				Mar. 24	CV	3
<b>Goals in 3rd</b>	Feb. 2	at CGY	4	Nov. 15	at TUC	5
				Mar. 18	BAK	5
<b>Short Handed Goals</b>	Oct. 22	at TUC	1	Dec. 7	at ONT	2
	Oct. 23	at TUC	1			
	Oct. 29	at ONT	1			
	Jan. 28	SJ	1			
	Feb. 2	at CGY	1			
	Feb. 24	at TEX	1			
	Mar. 4	ONT	1			
<b>Winning Margin</b>	Feb. 11	SD	5	Nov. 15	at TUC	6
<b>Most PIM</b>	Nov. 5	at HSK	53	Mar. 25	at CV	68
<b>Most Shots</b>	Nov. 2	SD	45	Nov. 5	BAK	40
<b>Most Shots in 1st</b>	Mar. 11	SJ	22	Oct. 29	COL	18
<b>Most Shots in 2nd</b>	Nov. 2	SD	20	Nov. 5	BAK	23
<b>Most Shots in 3rd</b>	Feb. 2	at CGY	17	Jan. 1	SD	20
<b>Fewest Shots</b>	Mar. 15	TEX	17	Oct. 28	COL	20
<b>Fewest Shots in 1st</b>	Mar. 10	SJ	2	Mar. 18	BAK	3
<b>Fewest Shots in 2nd</b>	Nov. 29	at ABB	4	Feb. 18	at TUC	3
	Feb. 2	at CGY	4			
	Mar. 26	at SJ	4			
<b>Fewest Shots in 3rd</b>	Nov. 30	at ABB	3	Jan. 21	at COL	3
	Jan. 18	SD	3			
	Jan. 20	at TUC	3			
<b>Most Saves</b>	Jan. 4	ONT	46	Nov. 12	at ABB	43
<b>Most Saves in 1st</b>	Nov. 26	SJ	18	Dec. 10	at COL	18
<b>Most Saves in 2nd</b>	Feb. 3	at CGY	23	Mar. 2	ABB	19
<b>Most Saves in 3rd</b>	Jan. 4	ONT	19	Feb. 22	at CGY	19

**Most Saves in 4th**

Jan. 4 ONT 46

Nov. 12 at ABB 43

**Schedule**

<b>Date</b>	<b>Game #</b>			
Oct. 19	34	Bakersfield 4	at Henderson 3	Final
Nov. 4	121	Henderson 1	at Bakersfield 3	Final
Nov. 5	138	Bakersfield 6	at Henderson 3	Final
Nov. 22	237	Henderson 2	at Bakersfield 3	Final
Mar. 17	939	Henderson 0	at Bakersfield 1	Final
Mar. 18	955	Bakersfield 3	at Henderson 5	Final
Apr. 7	1078	Bakersfield	at Henderson 7:00 pm PDT	
Apr. 12	1111	Henderson	at Bakersfield 6:30 pm PDT	

## Bakersfield Condors Player Game By Game (1/6)

### Player Game by Game Report

Date	Opp.	2 Broberg	3 Niemelainen	4 Dineen	5 Demers	6 Desharnais	7 Bernard	8 Kaldis
Oct. 15	Abbotsford	-	0 0 0 0	-	0 0 1 -1	-	-	0 1 1 -1
Oct. 16	at Ontario	-	0 1 1 1	-	0 0 2 1	-	-	0 1 2 0
Oct. 19	at Henderson	-	-	-	0 1 0 1	-	-	1 0 1 0
Oct. 22	at Tucson	-	-	-	0 0 1 0	-	-	0 0 2 -1
Oct. 23	at Tucson	-	-	-	0 1 2 -1	-	-	0 0 3 0
Oct. 29	at Ontario	0 0 0 -1	-	-	0 0 2 1	-	-	-
Nov. 2	San Diego	-	-	-	0 0 3 0	0 0 1 0	-	-
Nov. 4	Henderson	-	-	-	0 0 1 0	0 1 0 2	-	-
Nov. 5	at Henderson	-	-	-	0 1 1 0	0 0 0 0	-	-
Nov. 11	at San Diego	0 0 2 0	-	-	0 1 1 1	0 0 1 0	-	0 0 2 1
Nov. 12	Ontario	0 0 0 1	-	-	0 1 3 0	0 0 0 0	-	0 1 0 1
Nov. 15	Colorado	2 0 4 1	-	-	0 0 3 -2	-	-	0 0 2 -3
Nov. 18	Calgary	0 1 3 -1	-	-	0 0 0 -1	-	-	-
Nov. 19	Calgary	0 1 5 -2	-	-	0 0 0 -2	-	-	-
Nov. 22	Henderson	0 0 1 0	-	-	0 0 1 1	-	-	-
Nov. 26	San Jose	-	0 0 2 0	-	0 0 3 0	-	-	-
Nov. 29	at Abbotsford	-	0 0 0 0	-	0 0 1 0	-	-	-
Nov. 30	at Abbotsford	-	0 0 0 1	-	0 1 0 0	-	-	-
Dec. 3	Colorado	-	0 0 2 1	-	0 1 1 0	-	-	-
Dec. 4	at Ontario	-	0 0 0 -2	-	0 0 0 -2	-	-	-
Dec. 6	Colorado	-	0 1 1 1	-	0 0 5 0	-	-	-
Dec. 10	Coachella Valley	-	0 0 4 1	-	0 2 3 2	-	-	0 1 0 0
Dec. 11	at San Jose	-	0 0 0 -1	-	0 0 2 -1	-	-	-
Dec. 17	at Ontario	-	-	-	0 0 0 -1	0 0 0 -1	-	0 0 0 -2
Dec. 20	at Colorado	-	-	-	0 0 0 0	0 0 0 0	-	0 0 3 0
Dec. 21	at Colorado	-	-	-	0 0 1 -2	0 0 2 1	-	2 0 3 1
Dec. 27	at San Jose	-	-	-	0 1 0 2	0 0 2 1	-	0 2 0 1
Dec. 28	Calgary	-	-	-	0 1 1 -1	0 0 0 -2	-	0 0 1 0
Dec. 30	Calgary	-	-	-	-	0 0 5 -1	-	0 0 2 -1
Jan. 4	Ontario	-	-	-	-	0 0 3 0	-	0 0 3 -1
Jan. 8	at Calgary	-	-	-	-	0 1 1 1	-	0 0 4 0
Jan. 10	at Calgary	-	-	-	-	-	-	0 1 1 -1
Jan. 13	at Coachella Valley	-	-	-	-	-	-	0 1 1 -1
Jan. 14	Tucson	-	-	-	-	-	-	0 0 0 -3
Jan. 18	San Diego	-	-	-	0 0 1 0	-	-	0 1 1 1
Jan. 20	at Tucson	-	2 0 2 1	-	0 0 0 -4	-	-	0 0 2 -3
Jan. 21	at Tucson	-	0 0 1 1	-	0 0 1 1	-	-	0 1 0 1
Jan. 25	at San Diego	-	0 0 2 -1	-	0 1 1 -1	-	-	0 0 1 0
Jan. 27	at San Diego	-	0 1 1 0	-	0 1 0 1	-	-	1 0 2 0
Jan. 28	San Jose	-	0 0 1 0	-	0 2 1 0	-	-	0 0 1 1
Jan. 31	Tucson	-	-	-	0 0 1 0	-	-	0 0 1 0
Feb. 2	at Calgary	-	-	-	0 0 1 1	-	-	0 0 0 0
Feb. 3	at Calgary	-	-	-	0 0 5 0	-	-	0 0 2 1
Feb. 10	Ontario	-	-	-	0 0 0 0	-	-	0 0 6 0
Feb. 11	San Diego	-	-	-	0 0 3 0	-	-	0 1 0 1
Feb. 14	at Colorado	-	-	-	0 0 2 1	-	-	0 0 3 0
Feb. 15	at Colorado	-	-	-	0 0 1 0	-	-	0 1 0 -1
Feb. 18	at Coachella Valley	-	0 0 2 -1	-	0 0 1 -1	-	-	1 0 3 1
Feb. 19	at San Diego	-	0 1 0 -2	-	0 0 2 -2	-	-	0 1 2 1
Feb. 21	San Diego	-	0 0 0 0	-	0 0 1 0	-	-	1 1 1 0

Feb. 24	at Texas	-	0 0 0 1	-	-	-	-	0 0 3 0
Feb. 25	at Texas	-	0 0 0 -1	-	-	-	-	0 0 1 -1
Mar. 3	Coachella Valley	-	0 0 2 -2	0 0 4 -1	-	-	-	0 0 2 -1
Mar. 4	Ontario	-	0 0 2 1	0 0 1 1	-	-	-	0 1 2 0
Mar. 8	Texas	-	0 0 3 0	0 2 5 -1	-	-	-	0 2 1 0
Mar. 10	San Jose	-	0 0 3 0	0 0 2 0	-	-	-	0 0 1 -2
Mar. 11	San Jose	-	0 1 3 2	0 2 1 -1	0 1 0 2	-	0 0 2 0	0 1 4 1
Mar. 15	Texas	-	0 0 0 0	-	0 0 0 0	-	0 0 0 0	0 0 1 0
Mar. 17	Henderson	-	0 0 0 0	0 0 1 0	0 0 1 0	-	0 0 0 0	0 1 2 0
Mar. 18	at Henderson	-	0 0 1 0	0 2 1 -3	0 0 0 0	-	0 0 0 0	0 0 0 0
Mar. 22	Abbotsford	-	-	0 0 1 1	0 0 1 0	-	0 0 0 -1	0 0 3 2
Mar. 25	at San Jose	-	-	0 0 0 -1	0 1 0 -2	-	0 0 0 -1	0 0 2 -1
Mar. 26	at San Jose	-	-	0 1 0 -1	0 0 2 0	-	-	0 0 2 1
Mar. 29	at Coachella Valley	-	-	0 0 4 -1	0 0 0 -2	-	-	0 0 0 0
Mar. 31	Tucson	-	-	1 1 7 1	0 0 2 1	-	1 0 2 1	-
Apr. 1	Tucson	-	-	0 0 1 2	0 0 2 2	-	0 0 0 -1	-
Apr. 5	Colorado	-	-	0 0 2 0	0 1 0 1	-	0 0 3 0	-

## Bakersfield Condors Player Game By Game (2/6)

### Player Game by Game Report

Date	Opp.	9 Esposito	10 Bourgault	11 Hamblin	13 Janmark	14 McKegg	15 Philp	16 Benson
Oct. 15	Abbotsford	0 1 0 1	0 0 2 0	0 0 2 -2	-	0 0 1 0	0 0 1 0	-
Oct. 16	at Ontario	0 0 0 0	0 0 1 -1	1 1 1 0	-	0 0 1 -1	0 0 0 0	-
Oct. 19	at Henderson	0 0 0 -2	0 1 2 1	0 2 2 2	-	0 0 0 1	0 0 0 0	-
Oct. 22	at Tucson	0 0 1 0	0 1 3 0	2 0 4 -1	-	0 0 1 0	0 1 3 1	-
Oct. 23	at Tucson	0 0 0 0	2 0 3 1	0 0 1 0	-	0 0 1 0	0 0 2 0	-
Oct. 29	at Ontario	0 1 1 1	1 0 5 0	0 0 2 0	0 1 1 1	0 1 1 1	0 0 1 0	-
Nov. 2	San Diego	0 0 2 -1	0 1 2 0	0 0 3 1	1 0 2 1	0 0 1 0	1 0 3 2	-
Nov. 4	Henderson	0 0 0 0	0 0 2 1	0 0 1 0	0 1 1 1	0 0 2 1	1 0 1 1	-
Nov. 5	at Henderson	0 1 1 0	0 0 2 0	0 1 4 0	1 0 1 0	0 1 2 4	0 0 1 1	-
Nov. 11	at San Diego	0 0 1 0	0 0 3 0	0 1 2 2	-	0 0 2 0	0 0 0 2	-
Nov. 12	Ontario	0 0 0 1	0 0 2 1	0 0 1 -1	-	0 1 2 1	0 0 0 0	-
Nov. 15	Colorado	0 0 2 0	0 0 1 -1	0 1 2 -1	-	1 1 5 1	0 0 1 -1	-
Nov. 18	Calgary	0 0 2 0	0 1 2 0	0 0 1 0	-	0 0 2 -1	0 0 1 0	0 0 1 0
Nov. 19	Calgary	0 0 2 -1	0 0 2 -1	0 0 1 -2	-	0 0 2 -1	0 0 1 -2	0 1 5 -1
Nov. 22	Henderson	1 0 1 2	1 0 4 1	0 0 5 1	-	0 0 4 -1	0 0 4 0	0 1 2 1
Nov. 26	San Jose	1 0 1 1	0 0 4 0	-	-	0 0 1 -1	0 0 1 0	-
Nov. 29	at Abbotsford	0 1 0 1	0 0 2 -1	-	-	0 0 0 -1	0 0 2 0	-
Nov. 30	at Abbotsford	0 1 1 2	1 0 2 -1	-	-	0 0 1 -1	-	-
Dec. 3	Colorado	0 2 3 2	0 0 3 0	-	-	0 0 1 0	1 0 2 -1	-
Dec. 4	at Ontario	0 0 1 -1	2 0 3 -1	-	-	0 0 3 -1	0 0 2 0	-
Dec. 6	Colorado	0 0 1 -1	0 0 1 -1	-	-	0 0 2 1	0 0 2 0	-
Dec. 10	Coachella Valley	0 1 4 0	1 1 2 0	-	-	0 1 0 1	0 0 2 0	0 3 0 2
Dec. 11	at San Jose	0 0 3 0	0 0 5 0	-	-	0 0 3 -1	0 0 1 1	0 1 0 0
Dec. 17	at Ontario	0 0 4 -1	0 0 1 0	-	-	0 0 1 -1	0 0 1 0	0 0 0 -2
Dec. 20	at Colorado	0 0 1 0	0 0 1 0	-	-	0 0 1 -1	0 0 3 0	0 0 3 -1
Dec. 21	at Colorado	0 1 0 1	0 2 2 1	-	-	0 0 1 0	0 0 1 0	0 0 1 0
Dec. 27	at San Jose	0 1 1 2	0 0 3 0	-	-	0 0 2 0	0 1 1 1	0 0 3 1
Dec. 28	Calgary	0 0 0 -1	0 0 2 -1	-	-	0 0 2 -1	0 0 3 -1	0 1 3 -4
Dec. 30	Calgary	0 0 1 -1	0 0 1 0	-	-	0 0 1 1	0 0 0 -1	0 0 2 -1
Jan. 4	Ontario	0 0 0 -1	0 0 0 1	-	-	0 0 0 0	1 0 4 1	-
Jan. 8	at Calgary	0 0 2 -1	0 0 2 0	1 0 2 1	-	-	0 0 2 -1	-
Jan. 10	at Calgary	0 0 2 -1	0 0 0 -2	0 0 0 -2	-	0 1 0 1	1 0 2 2	-
Jan. 13	at Coachella Valley	0 1 0 -1	1 0 3 1	0 0 2 -1	-	0 0 0 -1	0 0 1 0	-
Jan. 14	Tucson	0 0 0 0	0 0 0 -1	0 0 2 0	-	0 0 0 1	1 0 3 1	-
Jan. 18	San Diego	0 0 0 0	0 2 1 3	1 0 1 1	-	0 0 0 0	0 1 0 0	-
Jan. 20	at Tucson	0 1 0 -1	0 0 3 -1	-	-	0 0 2 0	0 0 1 -1	-
Jan. 21	at Tucson	0 2 1 2	0 1 0 1	-	-	0 0 2 1	0 0 3 -1	-
Jan. 25	at San Diego	0 0 0 0	0 0 1 0	-	-	0 0 3 0	1 0 1 -2	0 0 3 0
Jan. 27	at San Diego	-	0 0 1 -1	-	-	1 0 2 1	0 0 3 0	1 0 1 1
Jan. 28	San Jose	-	0 0 1 -2	-	-	1 0 2 0	0 1 1 0	0 1 1 0
Jan. 31	Tucson	0 0 0 0	1 1 4 4	0 1 1 0	-	0 1 2 2	0 0 3 0	1 1 1 2
Feb. 2	at Calgary	0 0 2 0	0 0 0 1	0 1 0 1	-	1 0 3 2	1 0 1 1	0 0 0 1
Feb. 3	at Calgary	0 0 0 0	0 0 2 1	0 0 2 0	-	0 0 0 -1	0 0 3 0	0 0 0 -1
Feb. 10	Ontario	0 0 0 0	0 0 3 0	0 0 3 0	-	0 0 1 -1	1 1 2 1	0 0 1 -1
Feb. 11	San Diego	0 1 1 1	0 0 0 1	2 0 8 2	-	0 0 0 0	1 1 2 3	0 1 2 1
Feb. 14	at Colorado	1 0 1 1	1 0 2 2	0 0 0 -1	-	0 1 1 1	0 0 2 -1	0 1 2 1
Feb. 15	at Colorado	0 0 2 0	0 0 2 0	0 0 4 -2	-	0 0 1 -1	1 0 3 -2	0 1 1 -1
Feb. 18	at Coachella Valley	0 0 2 0	0 0 0 0	0 0 0 -1	-	0 0 2 1	0 1 3 0	1 0 4 2
Feb. 19	at San Diego	0 0 1 -1	0 2 3 0	0 0 2 -1	-	0 0 0 -1	0 3 1 3	0 2 2 0
Feb. 21	San Diego	0 0 0 0	0 2 1 -1	0 1 2 0	-	0 0 0 0	1 0 3 0	0 1 0 0

Feb. 24	at Texas	0 0 0 0	0 1 0 1	0 1 3 1	-	1 0 3 1	0 0 1 -1	0 0 1 0
Feb. 25	at Texas	0 0 3 0	0 0 0 -1	0 0 2 -1	-	0 0 1 -1	0 0 1 -1	0 0 3 -2
Mar. 3	Coachella Valley	0 0 1 -1	0 1 2 0	0 1 3 0	-	0 0 2 -1	0 0 1 -1	0 0 1 0
Mar. 4	Ontario	1 0 2 0	1 0 4 1	0 1 4 2	-	0 1 0 2	0 1 3 1	0 0 2 -1
Mar. 8	Texas	0 0 0 1	1 1 4 1	0 0 4 -1	-	0 0 0 -1	1 1 1 1	1 0 4 1
Mar. 10	San Jose	0 0 2 0	0 0 1 0	0 0 3 0	-	0 0 0 -1	0 0 1 -1	0 0 1 -1
Mar. 11	San Jose	0 0 1 1	-	0 2 2 2	-	0 2 2 0	1 0 1 0	0 0 4 -1
Mar. 15	Texas	0 0 2 -1	-	1 0 1 1	-	0 0 0 0	0 0 0 -1	0 0 1 0
Mar. 17	Henderson	0 0 4 0	-	0 0 2 0	-	-	0 1 3 0	1 0 2 0
Mar. 18	at Henderson	0 0 2 -1	-	0 1 7 -2	-	-	1 0 3 -2	0 1 2 0
Mar. 22	Abbotsford	0 0 0 1	-	1 0 2 2	-	0 1 0 1	0 0 0 -1	0 0 0 -1
Mar. 25	at San Jose	0 0 2 0	-	0 0 2 -2	-	0 0 2 -1	1 0 2 -1	-
Mar. 26	at San Jose	0 1 1 1	-	0 1 0 1	-	2 0 2 1	0 0 0 1	0 1 2 1
Mar. 29	at Coachella Valley	0 0 2 -1	-	0 0 4 -1	-	0 0 1 -1	-	0 0 1 -2
Mar. 31	Tucson	0 0 1 0	-	0 0 1 0	-	0 0 0 1	0 0 1 -1	0 0 0 0
Apr. 1	Tucson	0 0 3 0	-	0 0 3 0	-	0 0 2 0	0 1 1 1	0 0 0 0
Apr. 5	Colorado	0 0 0 1	0 0 1 0	1 0 1 1	-	0 1 1 1	0 1 2 1	-

## Bakersfield Condors Player Game By Game (3/6)

### Player Game by Game Report

Date	Opp.	17 Malone	18 Berglund	19 Kambeitz	20 Russell	24 Kostin	25 Kemp	28 Peters
Oct. 15	Abbotsford	-	-	1 1 4 1	-	0 0 0-1	0 0 1-1	-
Oct. 16	at Ontario	-	-	0 0 4 0	-	0 1 0 0	1 0 2 0	-
Oct. 19	at Henderson	0 1 0 1	-	0 0 3 -1	-	1 0 3 2	0 0 0 0	0 0 2 -1
Oct. 22	at Tucson	0 0 2 0	-	0 1 1 0	-	0 0 2 -2	0 0 1 0	0 0 0 0
Oct. 23	at Tucson	0 0 2 -3	-	0 0 0 0	-	0 0 1 -4	0 0 2 -2	-
Oct. 29	at Ontario	0 0 1 1	-	0 0 2 1	-	0 1 2 -1	0 0 0 -1	1 0 1 1
Nov. 2	San Diego	0 1 2 1	-	-	-	0 0 5 1	0 1 2 1	0 1 4 1
Nov. 4	Henderson	0 0 2 2	-	-	-	1 0 3 1	0 1 0 1	0 0 2 1
Nov. 5	at Henderson	0 0 3 0	-	-	-	0 0 1 0	2 0 2 5	0 1 1 4
Nov. 11	at San Diego	0 0 2 0	-	0 0 1 0	-	-	0 1 1 1	-
Nov. 12	Ontario	1 0 3 1	-	0 0 0 1	-	-	0 0 0 0	-
Nov. 15	Colorado	0 1 4 -1	-	-	-	-	0 0 1 -1	-
Nov. 18	Calgary	-	-	0 0 1 0	-	-	0 0 0 0	0 0 1 0
Nov. 19	Calgary	-	-	-	-	-	0 0 0 0	0 0 3 0
Nov. 22	Henderson	-	-	0 1 2 1	-	-	0 0 1 0	0 0 1 1
Nov. 26	San Jose	-	-	0 0 1 1	-	-	0 0 0 0	-
Nov. 29	at Abbotsford	-	-	0 0 0 1	-	-	0 0 1 -1	-
Nov. 30	at Abbotsford	-	-	1 0 2 1	-	-	0 1 0 -1	0 0 2 -2
Dec. 3	Colorado	-	-	0 0 1 1	-	-	0 2 0 2	0 0 1 1
Dec. 4	at Ontario	-	-	0 0 1 0	-	-	0 0 1 0	0 0 1 0
Dec. 6	Colorado	-	-	0 0 2 0	-	-	0 0 0 -1	0 0 1 -2
Dec. 10	Coachella Valley	-	-	0 0 1 -1	-	-	0 0 1 -1	-
Dec. 11	at San Jose	-	-	0 0 2 0	-	-	0 0 1 1	-
Dec. 17	at Ontario	0 0 0 -1	-	0 0 3 0	-	-	0 0 1 0	-
Dec. 20	at Colorado	0 1 4 2	-	0 0 2 0	-	-	1 0 1 1	-
Dec. 21	at Colorado	0 1 0 -1	-	0 0 1 0	-	-	1 0 1 1	-
Dec. 27	at San Jose	0 1 0 0	-	0 0 0 0	-	-	0 0 0 0	-
Dec. 28	Calgary	0 1 2 -2	-	0 0 1 -1	-	-	0 0 3 -2	-
Dec. 30	Calgary	0 0 2 0	-	0 1 2 1	-	-	0 0 0 1	1 0 1 1
Jan. 4	Ontario	0 2 3 0	-	0 0 0 0	-	-	0 0 1 -1	0 0 0 2
Jan. 8	at Calgary	0 0 2 -2	-	0 0 3 0	-	-	0 0 3 0	0 0 2 0
Jan. 10	at Calgary	0 0 1 0	-	1 0 1 1	-	-	0 0 1 0	1 0 3 0
Jan. 13	at Coachella Valley	0 2 6 1	-	0 0 0 -1	-	-	0 0 1 -1	0 0 1 -1
Jan. 14	Tucson	0 0 2 -1	-	0 1 0 1	-	-	0 0 0 2	0 0 2 2
Jan. 18	San Diego	1 0 3 3	-	0 0 1 0	-	-	0 0 0 1	0 0 3 2
Jan. 20	at Tucson	0 0 0 -1	-	0 0 0 0	-	-	0 0 0 -1	0 0 2 -2
Jan. 21	at Tucson	0 0 1 0	-	0 0 0 1	-	-	0 0 1 0	-
Jan. 25	at San Diego	0 0 2 -1	-	-	-	-	0 0 1 1	-
Jan. 27	at San Diego	0 0 1 -1	-	0 0 2 0	-	-	0 0 1 0	-
Jan. 28	San Jose	0 0 1 -2	-	1 0 1 0	-	-	0 0 0 0	-
Jan. 31	Tucson	0 3 3 3	-	-	-	-	0 1 0 0	0 2 3 5
Feb. 2	at Calgary	0 1 0 1	-	0 0 1 1	-	-	0 1 0 1	0 2 1 2
Feb. 3	at Calgary	0 0 5 1	-	1 0 5 1	-	-	0 0 1 1	0 0 0 -1
Feb. 10	Ontario	0 0 2 0	-	0 0 1 1	-	-	0 0 0 0	1 1 3 0
Feb. 11	San Diego	0 1 0 2	-	0 0 1 1	-	-	0 0 2 1	1 0 2 4
Feb. 14	at Colorado	0 1 1 2	-	0 1 1 1	-	-	0 0 2 0	0 0 3 1
Feb. 15	at Colorado	0 0 2 -1	-	0 0 1 -1	-	-	0 0 0 0	0 0 1 -4
Feb. 18	at Coachella Valley	0 0 0 0	-	-	-	-	0 2 1 2	0 0 1 -1
Feb. 19	at San Diego	-	-	0 0 3 -1	-	-	0 0 2 0	0 0 1 0
Feb. 21	San Diego	-	-	0 0 2 0	-	-	0 0 3 0	0 0 2 0

Feb. 24	at Texas	-	-	0 0 2 0	-	-	-	0 1 4 1
Feb. 25	at Texas	-	-	0 0 2 0	-	-	0 0 0 -2	0 0 1 0
Mar. 3	Coachella Valley	-	-	0 0 0 -1	-	-	0 0 0 -1	0 0 5 -1
Mar. 4	Ontario	-	-	0 0 1 0	-	-	0 1 0 2	-
Mar. 8	Texas	-	-	0 0 0 1	-	-	0 0 2 0	-
Mar. 10	San Jose	-	-	0 0 1 -2	-	-	0 0 0 -2	-
Mar. 11	San Jose	-	-	0 0 2 1	-	-	0 1 2 0	-
Mar. 15	Texas	-	-	0 0 1 -1	-	-	0 0 2 0	0 0 2 0
Mar. 17	Henderson	-	-	0 0 3 0	-	-	0 0 1 0	0 0 0 0
Mar. 18	at Henderson	-	-	0 0 0 0	0 0 1 0	-	0 0 1 0	0 0 1 -1
Mar. 22	Abbotsford	-	-	0 0 1 0	-	-	0 0 0 1	0 0 1 1
Mar. 25	at San Jose	-	0 0 0 0	0 0 0 0	-	-	0 0 1 0	0 0 1 -1
Mar. 26	at San Jose	-	0 0 0 0	-	-	-	0 1 0 3	0 0 1 1
Mar. 29	at Coachella Valley	-	0 0 1 0	0 0 0 -1	-	-	0 0 0 0	0 1 4 -2
Mar. 31	Tucson	-	0 0 3 0	0 0 1 0	-	-	0 0 0 -2	0 0 0 -2
Apr. 1	Tucson	-	0 0 0 0	0 0 1 0	-	-	0 0 0 0	0 0 0 0
Apr. 5	Colorado	0 0 2 0	-	0 0 0 0	-	-	0 0 2 2	2 0 7 2

## Bakersfield Condors Player Game By Game (4/6)

### Player Game by Game Report

Date	Opp.	38 Gildon	39 Griffith	41 Dove-McFalls	42 Brubacher	43 Rymsha	44 Kielb	47 Tullio
Oct. 15	Abbotsford	-	0 1 2 -2	0 0 3 0	-	-	0 0 4 1	0 0 1 0
Oct. 16	at Ontario	-	0 1 0 0	1 0 2 1	-	-	0 0 2 0	0 1 0 0
Oct. 19	at Henderson	-	0 2 1 2	-	-	-	0 0 2 1	0 0 2 0
Oct. 22	at Tucson	-	0 0 1 -2	-	0 0 1 0	-	-	1 0 2 1
Oct. 23	at Tucson	-	0 1 2 -3	-	0 0 1 0	-	1 0 2 0	0 0 1 0
Oct. 29	at Ontario	-	0 0 2 -1	-	-	-	0 0 0 1	0 0 3 0
Nov. 2	San Diego	-	0 0 1 0	-	-	-	0 0 3 0	-
Nov. 4	Henderson	-	0 1 1 1	-	0 0 1 2	-	-	0 0 1 0
Nov. 5	at Henderson	-	1 3 2 5	-	0 1 0 1	-	-	0 1 0 0
Nov. 11	at San Diego	-	0 0 4 0	-	-	-	-	0 0 0 0
Nov. 12	Ontario	-	0 0 1 0	-	-	-	-	0 0 2 1
Nov. 15	Colorado	-	0 2 1 1	-	-	-	0 0 0 -1	0 0 3 -1
Nov. 18	Calgary	-	1 0 1 0	-	-	-	0 0 3 0	-
Nov. 19	Calgary	-	0 2 2 -2	-	-	-	0 0 1 -2	0 0 0 0
Nov. 22	Henderson	-	0 0 3 -1	-	0 0 0 1	-	-	0 1 3 2
Nov. 26	San Jose	-	0 0 1 -1	-	0 0 0 0	-	0 0 1 0	0 0 2 -1
Nov. 29	at Abbotsford	-	1 1 3 0	0 0 1 -1	0 0 0 -1	-	0 1 0 1	1 0 2 -1
Nov. 30	at Abbotsford	-	0 0 0 -1	0 0 0 0	-	-	0 0 1 1	1 0 3 0
Dec. 3	Colorado	-	1 0 2 0	0 0 0 1	-	0 1 0 0	0 0 1 -1	1 0 3 1
Dec. 4	at Ontario	0 0 1 -1	0 0 0 -1	0 0 1 -1	-	0 0 2 -1	-	0 0 4 0
Dec. 6	Colorado	0 0 1 0	0 1 1 1	0 0 0 -1	-	0 0 1 -1	-	0 0 4 -1
Dec. 10	Coachella Valley	0 0 0 -2	2 0 5 2	0 0 0 -1	-	-	-	0 0 2 -1
Dec. 11	at San Jose	0 0 1 0	0 1 3 0	0 0 0 0	-	-	1 0 4 1	0 0 2 0
Dec. 17	at Ontario	0 0 0 0	0 0 2 -2	-	-	0 0 1 0	-	-
Dec. 20	at Colorado	0 0 4 1	0 0 2 -1	-	-	-	-	-
Dec. 21	at Colorado	0 0 5 1	0 1 2 0	-	-	-	-	-
Dec. 27	at San Jose	0 0 1 0	2 0 2 2	-	-	-	-	0 1 0 2
Dec. 28	Calgary	0 0 2 -2	1 0 1 -1	-	-	-	-	0 0 1 0
Dec. 30	Calgary	-	0 0 1 -2	-	-	-	0 0 0 -1	0 0 1 0
Jan. 4	Ontario	0 0 2 1	0 0 1 -1	0 0 2 1	-	-	0 0 1 1	0 0 1 -1
Jan. 8	at Calgary	0 0 1 -1	0 1 1 0	-	-	-	0 0 3 -1	0 0 3 0
Jan. 10	at Calgary	0 2 1 -1	0 0 0 -1	-	0 0 0 -1	-	0 0 1 1	0 0 0 -2
Jan. 13	at Coachella Valley	0 0 1 -1	0 1 2 0	-	-	-	0 0 2 1	1 1 4 1
Jan. 14	Tucson	0 0 0 1	1 0 3 0	-	-	-	0 1 3 1	1 0 2 0
Jan. 18	San Diego	0 1 2 1	0 2 2 1	-	-	-	-	0 0 0 0
Jan. 20	at Tucson	-	0 0 3 -1	-	-	-	-	0 1 0 -2
Jan. 21	at Tucson	0 0 3 1	0 0 4 -1	-	-	-	-	1 1 1 2
Jan. 25	at San Diego	0 0 3 0	0 2 0 0	-	-	-	-	1 0 2 -1
Jan. 27	at San Diego	0 1 2 0	0 0 0 -1	-	-	-	-	0 1 1 2
Jan. 28	San Jose	0 2 1 0	1 0 3 0	-	-	-	-	0 1 1 1
Jan. 31	Tucson	1 0 2 0	0 0 1 -1	-	-	-	-	0 1 2 1
Feb. 2	at Calgary	0 2 3 2	0 0 1 0	-	-	-	-	0 0 2 0
Feb. 3	at Calgary	0 0 2 0	0 0 2 0	-	-	-	-	0 0 0 0
Feb. 10	Ontario	0 0 0 0	0 2 0 1	-	-	-	-	0 0 0 0
Feb. 11	San Diego	0 0 3 1	0 2 1 2	-	-	-	-	0 1 1 1
Feb. 14	at Colorado	0 1 0 2	0 0 1 -1	-	-	-	-	1 0 2 2
Feb. 15	at Colorado	0 0 3 0	0 0 1 -2	-	-	-	-	0 0 2 0
Feb. 18	at Coachella Valley	-	0 1 1 -1	-	-	-	-	0 0 1 -1
Feb. 19	at San Diego	-	0 4 0 0	-	-	-	-	3 1 6 0
Feb. 21	San Diego	-	0 1 1 1	-	-	-	-	0 0 1 1

Feb. 24	at Texas	0 0 1 0	0 0 2 -1	-	-	-	0 0 2 0	1 0 2 -1
Feb. 25	at Texas	0 0 0 -2	0 0 4 -1	-	-	-	-	0 0 0 0
Mar. 3	Coachella Valley	0 0 2 0	0 0 4 -2	-	-	-	-	0 0 1 -2
Mar. 4	Ontario	1 0 3 0	1 0 4 1	-	-	-	0 1 0 0	0 0 2 0
Mar. 8	Texas	0 0 1 0	1 1 2 -1	-	-	-	0 1 1 1	0 1 2 -1
Mar. 10	San Jose	0 0 1 0	0 0 1 0	0 0 0 0	-	-	0 0 0 0	0 0 0 0
Mar. 11	San Jose	0 0 1 0	3 1 7 3	0 0 0 0	-	-	0 0 0 0	-
Mar. 15	Texas	-	0 1 1 1	0 0 0 0	-	-	-	-
Mar. 17	Henderson	-	0 0 1 0	0 0 0 0	-	-	-	-
Mar. 18	at Henderson	-	1 1 3 -2	0 0 0 0	-	-	-	-
Mar. 22	Abbotsford	-	0 1 2 1	0 0 2 0	-	-	-	0 0 0 0
Mar. 25	at San Jose	-	0 0 1 0	-	-	-	-	0 0 0 0
Mar. 26	at San Jose	0 0 3 0	0 1 0 0	-	-	-	-	0 0 1 0
Mar. 29	at Coachella Valley	0 1 1 0	0 0 2 -2	-	-	-	-	0 0 1 0
Mar. 31	Tucson	0 0 2 1	0 1 1 1	-	-	-	-	0 0 1 -1
Apr. 1	Tucson	0 0 3 -1	0 0 1 0	-	-	-	-	0 0 0 1
Apr. 5	Colorado	0 0 1 1	0 0 3 1	-	-	-	-	0 0 1 1

## Bakersfield Condors Player Game By Game (5/6)

### Player Game by Game Report

Date	Opp.	48 Savoie	50 Lavoie	55 Holloway	94 Shore	95 Bailey	29 Fanti	31 Pickard
Oct. 15	Abbotsford	-	-	-	-	-	-	3 34 OT
Oct. 16	at Ontario	-	-	-	-	-	-	
Oct. 19	at Henderson	-	-	-	-	-	-	3 28 W
Oct. 22	at Tucson	-	-	-	-	-	-	5 20 L
Oct. 23	at Tucson	-	-	-	-	-	-	
Oct. 29	at Ontario	0 0 0 0	-	-	-	-	-	4 22 L
Nov. 2	San Diego	0 0 0 0	0 0 2 -1	-	-	-	-	2 27 W
Nov. 4	Henderson	0 0 0 0	1 0 4 1	-	-	-	-	
Nov. 5	at Henderson	2 0 3 3	0 0 1 -1	-	-	-	-	3 37 W
Nov. 11	at San Diego	0 0 2 0	1 1 2 2	-	-	-	-	0 20 W
Nov. 12	Ontario	0 0 0 0	0 0 2 0	-	-	-	-	
Nov. 15	Colorado	0 1 1 -1	0 0 2 -1	-	-	-	-	3 16
Nov. 18	Calgary	0 0 0 -1	0 0 0 -1	-	-	0 0 2 0	0 15	-
Nov. 19	Calgary	0 0 0 -1	0 0 0 0	-	-	2 0 6 0	3 37 L	-
Nov. 22	Henderson	-	0 0 0 0	-	-	0 0 2 -1	-	-
Nov. 26	San Jose	0 0 1 0	0 0 4 0	-	-	0 0 2 0	-	-
Nov. 29	at Abbotsford	0 1 0 0	0 0 1 -2	-	-	0 0 2 -2	5 29 L	-
Nov. 30	at Abbotsford	0 0 0 -1	0 0 1 0	-	-	0 1 2 -1	-	-
Dec. 3	Colorado	0 0 1 -1	-	-	-	1 0 2 0	-	-
Dec. 4	at Ontario	0 0 1 -2	0 0 1 -1	-	-	0 0 0 -2	4 18 L	-
Dec. 6	Colorado	0 0 0 -1	-	-	-	0 0 3 0	-	-
Dec. 10	Coachella Valley	1 0 1 0	-	-	-	1 0 3 -1	-	-
Dec. 11	at San Jose	0 0 2 0	-	-	-	0 0 5 0	3 26 L	-
Dec. 17	at Ontario	0 0 2 0	-	-	-	0 0 1 0	-	-
Dec. 20	at Colorado	0 0 2 0	1 1 2 2	-	-	0 2 2 2	-	-
Dec. 21	at Colorado	0 0 5 -1	0 0 2 -1	-	-	0 1 4 1	-	-
Dec. 27	at San Jose	1 0 2 0	1 1 5 0	-	-	-	-	-
Dec. 28	Calgary	0 1 1 0	0 0 3 -2	-	-	-	2 8	-
Dec. 30	Calgary	-	0 0 3 0	-	-	0 0 6 0	2 29 L	-
Jan. 4	Ontario	-	2 0 6 1	-	-	0 2 4 2	-	2 46 W
Jan. 8	at Calgary	0 0 2 1	0 0 1 -1	-	-	0 0 2 -1	-	2 21 L
Jan. 10	at Calgary	0 0 0 -1	0 1 3 2	-	-	0 1 4 1	-	-
Jan. 13	at Coachella Valley	1 0 2 0	1 1 3 2	-	-	0 0 5 0	5 21 OT	-
Jan. 14	Tucson	0 0 1 0	0 1 2 0	-	-	0 0 3 -1	-	-
Jan. 18	San Diego	3 0 5 3	0 0 4 -1	-	-	0 0 1 -1	-	1 29 W
Jan. 20	at Tucson	0 0 0 -1	0 1 3 -1	-	0 0 0 0	0 0 3 -3	-	6 26 L
Jan. 21	at Tucson	0 0 1 0	1 0 2 1	-	0 0 1 -1	1 0 2 1	-	2 35 W
Jan. 25	at San Diego	0 0 4 -2	0 1 4 -1	-	1 1 2 -1	0 0 2 0	-	4 25 L
Jan. 27	at San Diego	0 0 1 -2	1 2 2 3	-	0 1 1 1	0 0 0 0	-	
Jan. 28	San Jose	0 0 2 -2	1 0 7 2	-	1 1 2 2	0 0 2 0	-	4 32 W
Jan. 31	Tucson	0 0 1 0	1 1 5 3	-	-	1 1 2 1	-	3 32 W
Feb. 2	at Calgary	-	1 0 6 0	-	-	2 0 3 3	-	1 32 W
Feb. 3	at Calgary	-	0 0 6 0	-	-	0 0 2 -1	-	2 34 L
Feb. 10	Ontario	-	0 0 2 0	-	-	0 0 1 -1	-	2 31 OT
Feb. 11	San Diego	-	0 0 3 1	-	-	1 0 3 0	-	
Feb. 14	at Colorado	-	0 1 4 1	-	-	1 0 5 1	-	1 32 W
Feb. 15	at Colorado	-	0 0 3 0	-	-	0 0 0 -1	-	5 33 L
Feb. 18	at Coachella Valley	-	0 0 1 -1	1 0 2 0	-	0 2 3 1	-	2 34 W
Feb. 19	at San Diego	-	4 0 7 0	-	-	1 1 2 -1	-	
Feb. 21	San Diego	-	1 0 5 -1	-	-	0 0 3 0	-	1 21 W

Feb. 24	at Texas	0 0 0 0	1 0 4 1	-	-	0 0 1 1	-	1 26 W
Feb. 25	at Texas	-	0 0 3 -1	-	-	0 0 1 -1	-	4 27 L
Mar. 3	Coachella Valley	0 0 2 -1	1 0 1 0	-	-	0 0 5 0	-	5 25 L
Mar. 4	Ontario	0 0 0 0	0 1 1 1	-	-	1 0 3 1	-	4 19 W
Mar. 8	Texas	0 0 1 -1	1 1 3 1	-	-	1 0 5 -1	-	5 22 W
Mar. 10	San Jose	-	0 0 3 -1	-	-	0 0 3 0	-	
Mar. 11	San Jose	-	2 0 7 3	-	-	0 0 2 -1	-	2 27 W
Mar. 15	Texas	0 0 1 0	0 2 2 1	-	-	1 0 3 0	-	1 15 W
Mar. 17	Henderson	0 0 3 0	0 0 5 0	-	-	0 0 6 0	-	0 30 W
Mar. 18	at Henderson	0 0 2 -1	0 0 3 -2	-	-	1 1 6 -2	-	
Mar. 22	Abbotsford	0 0 0 -1	0 1 5 2	-	-	2 0 4 2	-	-
Mar. 25	at San Jose	0 0 1 -2	0 1 0 -1	0 0 3 -1	-	0 0 3 -1	-	5 26 L
Mar. 26	at San Jose	0 0 0 -1	0 0 1 0	1 0 4 1	-	1 0 3 1	-	
Mar. 29	at Coachella Valley	0 0 2 0	0 0 2 -1	1 0 3 0	-	0 0 4 -1	-	5 22 L
Mar. 31	Tucson	-	1 1 4 1	0 1 5 -1	-	0 0 2 0	-	2 27 W
Apr. 1	Tucson	-	1 0 4 0	1 0 3 1	-	0 0 2 0	-	
Apr. 5	Colorado	-	0 0 1 1	0 1 4 1	-	0 1 1 1	-	0 27 W

## Bakersfield Condors Player Game By Game (6/6)

### Player Game by Game Report

Date	Opp.	33 Rodrigue
Oct. 15	Abbotsford	
Oct. 16	at Ontario	2 20 W
Oct. 19	at Henderson	
Oct. 22	at Tucson	
Oct. 23	at Tucson	4 25 L
Oct. 29	at Ontario	
Nov. 2	San Diego	
Nov. 4	Henderson	1 30 W
Nov. 5	at Henderson	
Nov. 11	at San Diego	
Nov. 12	Ontario	1 27 W
Nov. 15	Colorado	1 19 L
Nov. 18	Calgary	5 26 L
Nov. 19	Calgary	
Nov. 22	Henderson	2 31 W
Nov. 26	San Jose	2 41 L
Nov. 29	at Abbotsford	
Nov. 30	at Abbotsford	4 33 L
Dec. 3	Colorado	5 41 L
Dec. 4	at Ontario	
Dec. 6	Colorado	2 31 L
Dec. 10	Coachella Valley	4 32 W
Dec. 11	at San Jose	
Dec. 17	at Ontario	1 23 L
Dec. 20	at Colorado	1 23 W
Dec. 21	at Colorado	4 23 L
Dec. 27	at San Jose	1 36 W
Dec. 28	Calgary	7 21 L
Dec. 30	Calgary	
Jan. 4	Ontario	
Jan. 8	at Calgary	
Jan. 10	at Calgary	4 26 L
Jan. 13	at Coachella Valley	
Jan. 14	Tucson	3 30 OT
Jan. 18	San Diego	
Jan. 20	at Tucson	
Jan. 21	at Tucson	
Jan. 25	at San Diego	
Jan. 27	at San Diego	3 25 W
Jan. 28	San Jose	
Jan. 31	Tucson	
Feb. 2	at Calgary	
Feb. 3	at Calgary	
Feb. 10	Ontario	
Feb. 11	San Diego	1 24 W
Feb. 14	at Colorado	
Feb. 15	at Colorado	
Feb. 18	at Coachella Valley	
Feb. 19	at San Diego	4 18 W
Feb. 21	San Diego	

Feb. 24 at Texas  
Feb. 25 at Texas  
Mar. 3 Coachella Valley  
Mar. 4 Ontario  
Mar. 8 Texas  
Mar. 10 San Jose 4 21 L  
Mar. 11 San Jose  
Mar. 15 Texas  
Mar. 17 Henderson  
Mar. 18 at Henderson 4 20 L  
Mar. 22 Abbotsford 1 29 W  
Mar. 25 at San Jose  
Mar. 26 at San Jose 1 19 W  
Mar. 29 at Coachella Valley  
Mar. 31 Tucson  
Apr. 1 Tucson 1 28 W  
Apr. 5 Colorado

## Henderson Silver Knights Player Game By Game (1/5)

### Player Game by Game Report

Date	Opp.	5 Chayka	6 Korczak	11 Morozov	16 Dorofeyev	24 Brisson	37 Foo	40 Cormier
Oct. 14	Tucson	-	0 0 1 0	-	0 0 1 -1	0 0 3 0	0 0 2 -1	-
Oct. 15	Tucson	-	0 1 1 0	-	2 0 3 1	0 0 2 1	0 0 2 1	0 1 2 1
Oct. 18	at Ontario	0 0 0 1	0 0 1 -1	-	0 0 1 0	0 0 1 0	0 0 5 0	0 0 2 -1
Oct. 19	Bakersfield	0 0 0 -1	0 1 2 1	-	0 0 1 0	1 0 1 0	0 0 1 0	-
Oct. 22	at San Jose	-	0 0 2 -2	-	0 0 3 0	0 0 5 -1	0 0 1 0	0 0 0 -1
Oct. 23	at San Jose	0 0 2 1	0 0 2 -1	-	0 0 0 0	0 0 3 0	0 0 4 0	0 0 0 0
Oct. 28	Colorado	0 0 0 -2	0 0 0 -1	-	1 0 4 0	0 0 1 0	0 0 0 -1	0 0 0 1
Oct. 29	Colorado	-	0 0 2 -1	-	0 0 3 -1	1 0 3 -1	0 0 3 -1	0 1 3 0
Nov. 4	at Bakersfield	0 0 0 -2	0 0 3 -1	0 0 0 -1	0 0 1 -2	0 0 6 -1	0 0 2 -1	-
Nov. 5	Bakersfield	0 0 0 -2	0 0 0 -2	0 0 1 0	-	0 1 2 -1	0 1 3 0	1 0 3 0
Nov. 8	San Diego	0 0 1 -3	0 0 0 -2	0 0 1 -2	-	-	0 0 0 -2	0 0 2 -2
Nov. 10	at Abbotsford	-	0 0 1 -1	0 0 0 -1	-	-	0 0 1 0	0 0 2 0
Nov. 12	at Abbotsford	-	0 1 0 1	0 1 0 1	-	0 1 0 1	0 0 0 0	0 1 2 0
Nov. 15	at Tucson	0 1 2 3	0 0 1 3	0 0 4 1	-	1 1 2 2	0 1 3 0	-
Nov. 16	at Tucson	0 0 0 -2	0 0 3 0	0 1 0 -1	-	0 0 2 -2	0 0 3 -1	1 1 2 0
Nov. 19	Ontario	0 0 1 0	0 1 0 1	0 0 1 0	-	0 0 1 0	0 0 3 0	0 1 3 1
Nov. 20	at Ontario	-	0 0 4 -1	1 0 2 1	-	0 0 1 1	0 0 2 0	0 0 1 1
Nov. 22	at Bakersfield	0 0 0 -2	0 0 2 0	0 0 0 -1	0 0 4 -1	-	0 0 3 0	-
Nov. 25	San Jose	0 0 1 -1	0 0 3 -1	0 0 1 0	0 1 3 -1	-	0 0 0 -1	-
Nov. 27	San Diego	-	0 0 0 0	-	0 2 3 1	-	2 0 5 2	0 0 3 1
Dec. 2	Coachella Valley	0 0 0 0	-	0 0 1 0	0 0 3 -1	-	0 0 2 0	0 0 1 -1
Dec. 3	Coachella Valley	0 1 0 1	0 0 0 1	0 0 1 -1	1 0 3 0	-	0 0 2 0	0 0 4 -1
Dec. 7	at Ontario	0 0 0 0	1 0 3 2	0 0 0 0	0 0 2 0	-	-	0 0 1 0
Dec. 9	at Colorado	-	0 0 2 -1	0 0 0 -1	0 1 3 0	-	-	1 1 5 1
Dec. 10	at Colorado	0 0 0 -1	0 1 1 2	-	0 0 1 0	-	-	0 1 1 -1
Dec. 14	San Jose	0 0 1 1	-	1 1 2 2	1 1 1 2	0 3 5 2	0 0 2 0	0 2 0 3
Dec. 16	Abbotsford	0 0 0 -1	0 0 1 -1	0 1 1 0	1 0 4 1	0 1 0 0	0 0 1 0	0 0 5 -2
Dec. 17	Abbotsford	0 0 2 0	0 0 0 0	0 0 1 0	0 0 3 0	0 0 1 0	0 0 0 0	1 1 3 2
Dec. 22	Coachella Valley	0 0 0 -1	0 0 3 1	-	0 1 3 -1	0 1 2 -1	1 0 5 1	0 0 2 0
Dec. 23	at Coachella Valley	0 0 0 0	0 0 0 0	-	-	0 0 2 0	0 0 3 0	0 0 3 -1
Dec. 28	at San Diego	-	0 0 6 0	-	-	1 0 2 0	0 1 4 -1	0 0 3 -1
Dec. 30	San Diego	-	1 1 2 2	0 1 1 1	-	0 0 3 0	0 0 0 0	0 1 3 1
Jan. 1	San Diego	0 0 1 0	-	0 0 3 -2	-	0 0 3 -1	0 0 1 -1	0 0 4 -1
Jan. 4	at San Jose	0 0 0 -2	-	1 0 3 -1	-	0 0 1 -1	0 0 0 -2	0 0 4 0
Jan. 6	at Abbotsford	0 0 1 -2	-	0 0 2 1	-	1 0 1 1	0 0 1 0	0 2 2 1
Jan. 7	at Abbotsford	0 1 2 1	-	0 0 1 0	-	0 0 2 0	0 0 1 0	0 0 3 0
Jan. 11	Ontario	0 0 1 0	-	0 0 1 0	-	0 0 3 -2	0 0 2 -1	0 1 2 0
Jan. 13	Calgary	0 0 2 0	-	0 0 0 0	-	0 2 1 0	1 0 3 1	0 2 2 1
Jan. 14	Calgary	0 0 0 -1	-	0 1 0 1	-	0 1 2 1	0 1 2 1	0 0 2 0
Jan. 18	Tucson	0 0 1 2	-	0 0 1 0	-	0 0 0 0	1 1 2 2	0 0 4 0
Jan. 21	at Colorado	0 1 0 2	-	0 0 0 -2	-	1 0 2 1	0 1 1 1	1 0 5 0
Jan. 22	at Colorado	0 0 1 -1	-	0 0 1 -1	-	1 1 4 0	0 0 2 -1	0 0 2 -2
Jan. 25	San Jose	0 0 1 0	-	0 0 0 -1	-	0 0 4 1	0 0 3 0	0 1 0 0
Jan. 27	San Jose	0 0 3 -1	-	0 0 2 -2	-	0 0 2 -2	0 0 2 0	1 0 2 0
Jan. 28	Calgary	0 0 1 -1	-	1 0 1 -1	-	0 0 2 -1	0 0 4 0	0 1 2 -2
Feb. 3	Colorado	0 0 0 0	0 0 4 0	1 0 1 -1	0 0 2 0	0 0 1 -1	0 1 2 -1	0 0 3 -1
Feb. 4	Colorado	0 0 0 -1	0 1 7 1	0 0 1 0	0 0 2 1	0 0 0 -1	0 1 4 1	0 0 2 0
Feb. 11	Ontario	0 0 2 1	-	0 0 0 0	0 0 3 0	0 0 8 0	0 0 1 0	1 0 2 0
Feb. 18	at Tucson	0 0 3 0	0 0 2 -1	0 0 1 0	0 0 0 -1	-	0 0 0 0	0 1 4 0
Feb. 19	at Tucson	0 0 1 -1	0 0 6 1	0 0 1 -2	0 0 4 2	-	0 0 2 0	1 0 6 1

Feb. 22	at Calgary	0 0 0 -1	0 1 3 1	0 0 3 -1	1 0 1 2	-	0 0 1 0	0 2 5 1
Feb. 23	at Calgary	0 0 0 0	0 1 3 -2	0 0 0 0	1 1 3 0	-	0 0 2 0	0 0 5 2
Feb. 26	Calgary	-	0 0 1 1	0 0 1 0	0 0 1 -1	1 0 2 1	0 0 0 1	0 1 1 1
Mar. 1	at San Diego	-	0 0 2 -2	0 0 1 -2	1 0 3 0	1 2 2 3	-	0 1 3 -1
Mar. 2	Abbotsford	1 0 1 3	1 0 2 1	0 0 0 0	0 1 3 1	0 2 0 1	1 0 1 0	0 0 1 -1
Mar. 4	Abbotsford	0 0 1 -1	0 0 2 -1	1 0 1 0	0 0 0 -1	0 1 4 -1	-	0 1 1 0
Mar. 8	at Coachella Valley	0 0 0 0	0 0 3 0	-	-	1 0 5 1	0 0 0 0	0 0 0 -1
Mar. 10	at San Diego	0 0 1 -1	0 0 1 0	0 0 0 -1	-	0 0 2 -1	0 0 2 0	-
Mar. 11	at San Diego	0 0 0 0	0 0 1 -2	0 0 0 0	-	0 0 4 -1	0 0 0 0	1 0 4 -2
Mar. 15	at San Jose	-	0 0 2 -2	0 0 0 -1	-	1 0 1 1	0 0 0 0	0 0 2 -1
Mar. 17	at Bakersfield	0 0 2 0	0 0 2 0	0 0 0 0	-	0 0 1 0	0 0 2 0	0 0 3 0
Mar. 18	Bakersfield	0 0 0 0	0 0 0 0	0 0 1 0	-	0 0 1 0	-	0 0 0 1
Mar. 24	Coachella Valley	0 0 0 -1	0 0 1 -1	0 1 0 -2	-	2 0 4 0	0 0 1 -1	0 0 1 -1
Mar. 25	at Coachella Valley	-	0 0 1 -1	0 0 1 -3	-	0 0 3 -1	0 0 2 -3	1 0 1 -4
Mar. 29	at Calgary	0 0 1 -2	-	0 0 1 -1	-	0 0 3 -3	0 0 0 -1	0 1 1 1
Mar. 31	at Calgary	1 0 2 -1	-	0 0 0 -1	-	0 0 0 -1	0 0 0 -2	0 0 1 -2
Apr. 5	Tucson	0 1 1 0	1 1 3 1	0 1 0 0	-	0 1 0 0	-	0 0 3 -1

*Player Stats (G, A, Shots, -/-) Goalie Stats (GA, SVS, Decision)*

## Henderson Silver Knights Player Game By Game (2/5)

### Player Game by Game Report

Date	Opp.	42 Miromanov	44 Ahac	45 Bischoff	46 Rondbjerg	47 Guay	48 Smith	51 Froese
Oct. 14	Tucson	-	0 0 1-1	0 1 1 0	0 0 2 0	-	-	0 0 4 0
Oct. 15	Tucson	-	1 1 2 1	0 0 2 0	0 0 2 2	-	-	0 1 2 1
Oct. 18	at Ontario	-	0 0 3-1	0 0 1-1	0 1 2 0	-	-	2 0 2-1
Oct. 19	Bakersfield	0 2 1 1	-	0 0 1-1	0 0 3 0	-	-	0 0 4-2
Oct. 22	at San Jose	0 0 2-1	-	-	0 0 3-1	-	-	0 0 1-1
Oct. 23	at San Jose	0 0 3 1	0 0 0-1	-	1 0 2 0	-	-	0 0 3-1
Oct. 28	Colorado	0 0 1-2	0 0 1-1	-	0 1 3 0	-	-	0 1 2 0
Oct. 29	Colorado	0 1 4-2	0 0 1-1	-	1 1 3 2	-	-	0 1 1 0
Nov. 4	at Bakersfield	0 1 4-2	0 0 0-1	-	0 0 2 0	-	-	0 0 1 0
Nov. 5	Bakersfield	1 1 3-1	-	-	0 0 5-2	-	-	0 1 4-3
Nov. 8	San Diego	0 0 1-2	0 0 2-1	-	0 0 5-1	-	-	0 0 1-1
Nov. 10	at Abbotsford	0 0 2 1	0 0 2 1	-	1 0 3 0	-	-	0 0 4 0
Nov. 12	at Abbotsford	1 0 1 1	0 0 0 2	-	0 0 3 1	-	-	0 0 2 0
Nov. 15	at Tucson	1 0 3 0	0 0 2-1	-	1 1 1 2	-	-	0 2 0 0
Nov. 16	at Tucson	1 0 4-2	-	-	0 1 3-1	-	-	0 0 3-1
Nov. 19	Ontario	1 1 2 1	0 0 0-1	-	0 0 1 0	-	-	0 1 1 1
Nov. 20	at Ontario	0 0 1 1	0 0 3 1	-	0 1 0 1	-	-	0 0 2 1
Nov. 22	at Bakersfield	1 0 4-1	0 0 0-2	-	0 0 0-1	-	-	0 0 3 0
Nov. 25	San Jose	0 1 6-2	0 0 0 0	0 0 0-1	1 0 4 0	-	-	1 1 6 0
Nov. 27	San Diego	0 0 1 1	-	0 0 2 0	1 1 4 1	-	-	0 1 5 2
Dec. 2	Coachella Valley	-	0 0 3 0	0 0 0-1	0 0 0 0	-	-	0 0 1 0
Dec. 3	Coachella Valley	-	0 1 0 0	0 0 0-1	1 0 3 2	-	-	0 2 1 2
Dec. 7	at Ontario	-	0 0 2 1	0 0 2 2	-	-	-	0 0 4 1
Dec. 9	at Colorado	-	0 0 0 0	1 0 3 0	-	0 0 3 0	-	0 1 0 1
Dec. 10	at Colorado	-	0 0 0 2	0 0 1 0	1 0 3 1	0 0 1 0	-	0 1 2 1
Dec. 14	San Jose	-	0 0 3 3	0 0 0 1	-	-	-	2 0 5 2
Dec. 16	Abbotsford	-	0 0 0-1	0 0 0 0	-	1 0 2 0	-	0 0 1 0
Dec. 17	Abbotsford	-	0 0 1 0	0 1 0 0	-	0 0 0 1	-	1 1 3 1
Dec. 22	Coachella Valley	-	0 0 1 0	0 1 0 1	-	0 0 0 0	-	0 0 3 1
Dec. 23	at Coachella Valley	-	0 0 0-1	0 0 1 0	-	0 0 0 0	-	0 0 0 0
Dec. 28	at San Diego	-	0 0 0 0	0 2 1 2	-	0 1 3 0	-	0 1 3 0
Dec. 30	San Diego	-	-	0 0 3 0	-	0 1 1 0	-	0 0 6-1
Jan. 1	San Diego	-	-	0 0 2-1	-	0 0 0-2	-	-
Jan. 4	at San Jose	-	-	0 0 2-2	0 1 1 0	-	-	0 2 4 0
Jan. 6	at Abbotsford	-	-	0 0 0-3	0 0 2 1	-	-	1 1 2 0
Jan. 7	at Abbotsford	-	-	1 0 1 1	0 0 4-1	-	-	0 0 1 0
Jan. 11	Ontario	-	-	0 1 4 0	0 1 2-1	-	-	1 1 4-1
Jan. 13	Calgary	-	-	1 0 2 0	1 0 2 0	-	-	-
Jan. 14	Calgary	-	-	0 0 1-1	1 0 2 1	-	-	-
Jan. 18	Tucson	-	0 0 1 1	0 0 1 0	-	1 0 1 1	-	-
Jan. 21	at Colorado	-	0 0 0-1	0 0 3-2	-	0 0 0-1	-	-
Jan. 22	at Colorado	-	0 1 0 2	0 1 1-2	-	0 0 0 0	-	-
Jan. 25	San Jose	-	0 0 0 0	0 0 1 0	-	-	-	-
Jan. 27	San Jose	-	0 0 1-1	0 0 0-1	0 0 1-1	-	-	-
Jan. 28	Calgary	-	0 0 1 0	0 0 1-1	0 0 2-1	-	-	-
Feb. 3	Colorado	-	0 0 0-1	0 0 4-1	0 1 1 0	-	-	0 0 0-1
Feb. 4	Colorado	-	0 0 0 0	0 1 2 1	0 0 1 0	-	-	0 0 0-1
Feb. 11	Ontario	-	-	1 1 3 2	0 0 2 0	-	-	0 0 1 0
Feb. 18	at Tucson	-	-	0 0 0 0	0 0 2 0	-	0 1 1 0	1 0 3 0
Feb. 19	at Tucson	-	-	0 0 1 0	0 0 1-2	-	0 0 1 0	0 0 5 0

Feb. 22	at Calgary	-	-	0 0 3 0	0 1 2 0	-	2 1 7 0	-
Feb. 23	at Calgary	-	-	0 0 0 0	1 0 3 1	-	0 1 1 1	-
Feb. 26	Calgary	0 0 2 -1	-	0 1 0 1	0 0 1 0	-	0 0 1 1	-
Mar. 1	at San Diego	0 0 2 1	-	0 1 1 -1	0 2 1 -1	-	2 0 4 1	0 0 1 1
Mar. 2	Abbotsford	1 2 4 3	-	0 0 0 0	0 0 2 0	-	0 3 3 2	0 0 2 1
Mar. 4	Abbotsford	0 1 2 0	-	-	0 0 1 0	-	0 0 0 0	0 0 4 0
Mar. 8	at Coachella Valley	1 0 3 -2	-	0 0 3 -1	0 0 1 0	-	0 1 0 1	0 1 8 0
Mar. 10	at San Diego	0 0 0 -1	-	0 0 2 0	0 0 2 0	-	0 0 1 -1	0 0 2 0
Mar. 11	at San Diego	0 0 3 -1	-	0 0 0 -1	0 0 2 0	-	0 1 6 -1	0 0 5 -1
Mar. 15	at San Jose	0 1 0 0	-	0 0 1 -2	0 1 2 -1	-	0 0 3 -1	0 0 0 0
Mar. 17	at Bakersfield	0 0 6 0	-	-	0 0 2 0	-	0 0 1 0	0 0 1 0
Mar. 18	Bakersfield	0 0 2 0	-	1 0 1 2	1 0 3 1	-	1 1 2 0	0 0 2 1
Mar. 24	Coachella Valley	0 1 2 3	-	0 0 1 3	0 0 3 -2	-	0 1 0 1	0 2 2 1
Mar. 25	at Coachella Valley	0 0 2 -2	-	0 0 1 0	0 0 0 -1	-	-	0 1 3 -2
Mar. 29	at Calgary	1 1 3 -1	-	0 0 1 -2	-	-	-	0 0 3 -1
Mar. 31	at Calgary	0 0 1 0	-	0 0 3 0	-	-	0 0 1 -1	0 0 1 0
Apr. 5	Tucson	-	-	0 0 1 -2	0 0 1 0	-	0 0 1 -1	0 1 5 0

*Player Stats (G, A, Shots, -/-) Goalie Stats (GA, SVS, Decision)*

## Henderson Silver Knights Player Game By Game (3/5)

### Player Game by Game Report

Date	Opp.	54 Loewen	56 Rempal	57 Primeau	58 Estes	60 Ford	64 Manninen	65 Mayo
Oct. 14	Tucson	-	0020	0010	-	1010	0020	-
Oct. 15	Tucson	-	0210	0000	-	0100	1131	-
Oct. 18	at Ontario	-	002-2	0101	-	0011	002-3	-
Oct. 19	Bakersfield	-	107-1	0120	-	0001	0100	-
Oct. 22	at San Jose	-	005-1	001-2	-	002-1	0020	-
Oct. 23	at San Jose	-	1171	000-1	-	0030	-	-
Oct. 28	Colorado	000-1	0050	-	-	000-1	-	-
Oct. 29	Colorado	0000	2071	0030	-	-	-	-
Nov. 4	at Bakersfield	0010	-	002-1	-	0000	010-1	-
Nov. 5	Bakersfield	001-1	106-1	003-1	-	-	012-2	-
Nov. 8	San Diego	002-1	001-1	000-1	-	-	004-2	-
Nov. 10	at Abbotsford	0000	003-1	0000	-	0030	0000	-
Nov. 12	at Abbotsford	1051	0141	0101	-	0000	0020	-
Nov. 15	at Tucson	0001	0111	1011	-	1020	1112	-
Nov. 16	at Tucson	-	0030	0000	-	002-1	0120	-
Nov. 19	Ontario	0000	1151	-	-	0000	0000	-
Nov. 20	at Ontario	0010	0130	-	-	0020	0110	-
Nov. 22	at Bakersfield	0111	012-1	-	-	-	012-1	-
Nov. 25	San Jose	0010	004-2	000-1	-	-	011-2	-
Nov. 27	San Diego	0011	0030	1020	-	-	0131	-
Dec. 2	Coachella Valley	0000	005-1	0000	-	-	0010	-
Dec. 3	Coachella Valley	0000	002-1	-	-	-	0020	-
Dec. 7	at Ontario	0020	0121	0020	-	0021	0000	-
Dec. 9	at Colorado	001-1	0200	0000	-	000-1	-	-
Dec. 10	at Colorado	0020	0140	0000	-	1010	-	-
Dec. 14	San Jose	0000	0122	1030	-	0020	-	-
Dec. 16	Abbotsford	0000	0040	0010	-	000-1	-	-
Dec. 17	Abbotsford	0131	1151	0010	-	0001	-	-
Dec. 22	Coachella Valley	0000	0171	000-1	-	0020	-	-
Dec. 23	at Coachella Valley	0020	0040	0000	-	001-1	-	-
Dec. 28	at San Diego	000-1	004-1	1030	000-1	001-1	-	-
Dec. 30	San Diego	0021	-	1021	0001	1131	-	-
Jan. 1	San Diego	0000	008-1	-	0010	0000	-	-
Jan. 4	at San Jose	0000	0141	-	0010	0110	-	-
Jan. 6	at Abbotsford	001-2	0041	-	-	002-1	-	-
Jan. 7	at Abbotsford	0000	0020	-	-	0110	-	-
Jan. 11	Ontario	0000	1250	-	-	001-1	-	-
Jan. 13	Calgary	0010	0141	-	-	0031	-	-
Jan. 14	Calgary	0010	1040	-	-	0121	-	-
Jan. 18	Tucson	1021	0020	-	-	0021	0212	-
Jan. 21	at Colorado	0030	0031	-	-	1222	0100	-
Jan. 22	at Colorado	0111	1050	-	-	0000	1112	-
Jan. 25	San Jose	0010	0141	-	-	0010	0050	-
Jan. 27	San Jose	0010	003-1	-	-	001-1	012-2	-
Jan. 28	Calgary	000-1	002-2	-	-	000-1	003-2	-
Feb. 3	Colorado	0010	001-1	-	-	0000	0000	-
Feb. 4	Colorado	001-1	2052	-	-	000-1	0012	-
Feb. 11	Ontario	0001	0030	-	-	0121	0040	-
Feb. 18	at Tucson	-	012-1	-	-	0000	003-1	-
Feb. 19	at Tucson	-	1112	-	-	0000	0112	-

Feb. 22	at Calgary	-	2 2 5 1	-	-	0 0 0 0	0 1 4 1	-
Feb. 23	at Calgary	-	1 1 4 0	-	-	1 0 1 1	1 2 2 1	-
Feb. 26	Calgary	-	0 0 6 -1	-	-	0 1 1 1	0 0 5 -1	0 0 1 -1
Mar. 1	at San Diego	-	1 0 3 -1	-	-	1 1 1 2	0 2 1 -1	0 1 1 -1
Mar. 2	Abbotsford	-	1 0 1 1	-	-	0 0 0 1	0 0 1 1	-
Mar. 4	Abbotsford	-	1 0 3 0	-	-	0 0 0 -1	0 1 2 0	0 0 0 0
Mar. 8	at Coachella Valley	-	1 0 3 0	-	-	0 0 0 0	0 0 2 -1	0 1 0 0
Mar. 10	at San Diego	-	0 0 4 0	-	-	0 0 2 0	0 0 2 0	0 0 0 0
Mar. 11	at San Diego	-	0 0 3 -3	-	-	0 0 1 0	0 0 2 -2	-
Mar. 15	at San Jose	0 0 0 0	0 0 3 -1	-	-	0 0 0 -2	0 1 2 -1	0 0 0 -1
Mar. 17	at Bakersfield	0 0 0 0	0 0 5 0	-	-	0 0 1 0	0 0 0 0	0 0 1 0
Mar. 18	Bakersfield	-	0 1 2 1	-	-	0 0 1 0	2 0 5 1	0 0 0 1
Mar. 24	Coachella Valley	-	0 1 2 5	-	-	0 0 0 -2	3 0 3 5	-
Mar. 25	at Coachella Valley	0 0 0 0	1 2 2 0	-	-	0 0 1 -1	1 1 3 1	0 0 1 0
Mar. 29	at Calgary	0 0 0 -2	2 1 6 0	-	-	0 0 2 -2	0 0 0 1	0 0 0 -2
Mar. 31	at Calgary	0 0 0 -1	0 0 5 -2	-	-	0 0 0 -1	0 0 1 -2	0 0 2 0
Apr. 5	Tucson	0 0 2 0	0 0 3 0	-	-	-	1 0 2 0	0 0 1 -1

*Player Stats (G, A, Shots, -/-) Goalie Stats (GA, SVS, Decision)*

## Henderson Silver Knights Player Game By Game (4/5)

### Player Game by Game Report

Date	Opp.	67 Marino	72 Quinney	77 Marushev	79 Conrad	83 D'Amato	84 Hickey	85 Corcoran
Oct. 14	Tucson	-	0 0 2 0	0 0 4 0	0 0 1 -1	-	-	-
Oct. 15	Tucson	-	0 1 1 0	1 0 1 0	0 1 0 1	-	-	-
Oct. 18	at Ontario	-	0 1 2 -2	1 0 2 1	0 0 1 0	-	-	-
Oct. 19	Bakersfield	1 0 3 1	0 0 1 -1	0 0 3 -1	-	-	-	-
Oct. 22	at San Jose	0 0 0 -1	0 0 2 -1	0 0 1 -2	-	-	-	-
Oct. 23	at San Jose	0 0 1 -2	0 1 4 -1	-	0 0 1 -1	-	-	-
Oct. 28	Colorado	0 0 1 -1	0 0 0 0	0 0 1 -1	0 0 0 -1	-	-	-
Oct. 29	Colorado	0 0 0 0	0 2 2 2	0 0 1 -1	0 0 0 -1	-	-	-
Nov. 4	at Bakersfield	0 0 1 0	1 0 3 -2	-	-	-	-	-
Nov. 5	Bakersfield	0 0 1 -1	0 0 3 -2	0 1 0 0	-	-	-	-
Nov. 8	San Diego	0 0 3 -2	0 0 3 -2	0 0 0 -1	0 0 0 -2	-	-	-
Nov. 10	at Abbotsford	0 0 3 0	0 0 3 -1	0 0 2 0	-	-	-	-
Nov. 12	at Abbotsford	-	1 0 3 0	-	0 0 3 0	-	-	-
Nov. 15	at Tucson	-	1 1 3 1	-	0 1 0 1	-	-	-
Nov. 16	at Tucson	0 0 0 -1	0 0 2 0	-	0 0 0 -1	-	-	-
Nov. 19	Ontario	0 0 1 0	1 0 3 1	0 0 1 0	-	-	-	-
Nov. 20	at Ontario	0 0 0 0	1 0 3 0	0 0 1 0	-	-	-	-
Nov. 22	at Bakersfield	0 0 1 0	0 0 1 -1	0 0 4 0	1 0 1 0	-	-	-
Nov. 25	San Jose	0 0 0 0	0 0 2 -2	0 0 1 -1	-	-	-	-
Nov. 27	San Diego	0 0 0 1	0 1 1 1	0 0 1 0	1 0 1 1	-	-	-
Dec. 2	Coachella Valley	-	0 0 3 0	0 0 4 0	0 0 1 -1	-	-	-
Dec. 3	Coachella Valley	0 0 0 0	0 0 3 0	0 0 1 -1	0 0 1 -1	-	-	-
Dec. 7	at Ontario	0 0 1 0	2 0 4 3	0 0 1 1	-	0 0 0 0	-	-
Dec. 9	at Colorado	0 0 0 -1	1 0 5 0	0 0 1 0	-	0 1 1 1	-	-
Dec. 10	at Colorado	0 0 0 0	1 0 2 0	0 0 4 1	-	0 0 1 0	-	-
Dec. 14	San Jose	0 0 0 0	0 2 0 2	-	-	0 0 1 0	-	0 0 3 0
Dec. 16	Abbotsford	-	0 0 2 0	-	-	0 0 0 -2	-	-
Dec. 17	Abbotsford	-	-	0 0 0 0	-	0 0 2 1	-	-
Dec. 22	Coachella Valley	-	1 0 2 0	0 0 0 0	0 0 1 0	-	-	-
Dec. 23	at Coachella Valley	-	0 0 6 -1	0 0 0 0	0 0 2 0	0 0 1 0	-	-
Dec. 28	at San Diego	-	0 2 3 0	2 0 3 1	0 0 1 -1	0 0 1 0	-	-
Dec. 30	San Diego	-	1 0 6 0	0 1 1 0	0 0 0 1	0 1 0 1	-	0 0 1 0
Jan. 1	San Diego	0 0 2 0	0 0 5 -1	0 0 0 -1	0 0 2 -1	0 0 2 -1	-	0 0 4 -2
Jan. 4	at San Jose	-	2 0 3 1	0 0 2 -1	0 0 0 -2	0 0 2 -1	-	0 1 3 1
Jan. 6	at Abbotsford	0 0 0 -2	1 1 3 1	0 0 1 -2	0 0 0 -1	-	0 0 0 1	0 1 1 1
Jan. 7	at Abbotsford	-	0 0 2 0	0 0 0 1	0 0 1 0	0 0 2 0	0 0 1 -1	0 0 1 0
Jan. 11	Ontario	-	1 0 2 1	0 0 1 -1	0 0 0 0	0 0 2 0	-	0 0 2 -1
Jan. 13	Calgary	0 0 3 0	-	0 0 2 0	0 0 2 0	0 0 2 0	0 0 0 0	0 0 0 0
Jan. 14	Calgary	0 0 0 0	1 0 7 0	1 1 3 1	0 1 0 1	0 0 1 0	0 0 0 3	-
Jan. 18	Tucson	0 1 1 1	1 0 2 2	0 1 0 1	-	0 1 0 1	-	-
Jan. 21	at Colorado	-	0 2 1 1	1 0 1 1	0 0 0 -2	0 0 2 -2	0 0 0 -3	-
Jan. 22	at Colorado	0 0 0 -1	-	0 0 0 1	0 0 0 -2	0 0 1 -2	-	-
Jan. 25	San Jose	0 0 0 0	1 0 4 -1	0 0 0 -1	1 0 1 1	0 0 1 0	0 0 0 0	-
Jan. 27	San Jose	0 0 1 0	0 1 3 -1	0 0 0 0	0 0 1 0	-	-	-
Jan. 28	Calgary	0 0 0 0	1 1 4 -1	0 0 2 -1	-	0 0 0 0	0 0 0 0	-
Feb. 3	Colorado	0 0 0 0	-	0 0 1 -1	-	-	-	-
Feb. 4	Colorado	0 0 2 -1	-	0 0 2 -1	-	-	-	-
Feb. 11	Ontario	0 0 1 0	-	0 0 4 0	0 1 0 1	-	0 0 0 -1	-
Feb. 18	at Tucson	-	1 0 2 0	0 1 0 1	0 0 1 -1	-	-	-
Feb. 19	at Tucson	0 0 0 0	0 0 3 -2	0 0 3 0	-	-	-	-

Feb. 22	at Calgary	0 0 2 0	0 1 2 -1	0 0 0 0	-	0 0 1 0	0 1 0 1	-
Feb. 23	at Calgary	0 0 0 0	0 0 1 1	0 1 1 1	-	0 0 1 0	0 0 0 2	-
Feb. 26	Calgary	1 0 3 1	0 0 2 0	0 1 1 1	-	-	-	-
Mar. 1	at San Diego	0 0 0 -1	0 1 1 -3	0 0 0 0	-	-	-	-
Mar. 2	Abbotsford	-	0 1 1 0	0 0 1 1	-	-	-	-
Mar. 4	Abbotsford	0 0 2 0	0 0 0 0	0 0 2 0	-	-	-	-
Mar. 8	at Coachella Valley	0 1 0 -2	0 0 3 0	0 1 0 -2	-	-	-	-
Mar. 10	at San Diego	0 0 0 0	0 0 5 0	0 0 0 0	-	-	-	-
Mar. 11	at San Diego	0 0 0 1	1 1 4 -1	0 0 1 -1	-	-	-	-
Mar. 15	at San Jose	-	0 1 1 -1	0 0 1 0	-	-	-	-
Mar. 17	at Bakersfield	-	0 0 1 0	0 0 1 0	-	-	-	-
Mar. 18	Bakersfield	0 0 1 0	0 4 0 3	0 0 1 1	-	-	-	-
Mar. 24	Coachella Valley	0 0 2 -2	2 2 5 5	0 0 1 -2	-	-	-	-
Mar. 25	at Coachella Valley	0 0 2 0	0 2 1 0	0 0 3 -3	-	-	-	-
Mar. 29	at Calgary	0 0 0 0	0 3 3 0	0 0 2 0	0 0 2 0	-	0 0 1 0	-
Mar. 31	at Calgary	-	0 0 5 -3	0 0 2 1	0 0 0 -1	-	0 0 2 0	-
Apr. 5	Tucson	0 0 1 0	0 1 2 0	0 1 0 1	1 0 1 0	-	1 0 1 3	-

*Player Stats (G, A, Shots, -/-) Goalie Stats (GA, SVS, Decision)*

## Henderson Silver Knights Player Game By Game (5/5)

### Player Game by Game Report

Date	Opp.	94 Pachal	30 Patera	31 Saville	33 Papirny	34 Hutchinson	39 Brossoit
Oct. 14	Tucson	0 0 0 0	2 32 L	-	-	-	-
Oct. 15	Tucson	1 0 2 2	-	-	-	2 22 W	-
Oct. 18	at Ontario	0 2 2 2	-	-	-	4 22 L	-
Oct. 19	Bakersfield	0 0 1 -2	4 21 L	-	-	-	-
Oct. 22	at San Jose	0 0 1 -2	4 27 L	-	-	-	-
Oct. 23	at San Jose	0 0 1 -2	-	-	-	3 22 L	-
Oct. 28	Colorado	1 0 1 1	3 18 L	-	-	-	-
Oct. 29	Colorado	0 0 0 2	2 20 W	-	-	-	-
Nov. 4	at Bakersfield	0 0 1 0	3 25 L	-	-	-	-
Nov. 5	Bakersfield	0 0 1 -1	-	-	-	-	5 20 L
Nov. 8	San Diego	0 0 2 -2	3 17	-	-	-	4 10 L
Nov. 10	at Abbotsford	0 0 2 -1	-	-	-	2 28 L	-
Nov. 12	at Abbotsford	0 0 0 0	2 43 W	-	-	-	-
Nov. 15	at Tucson	0 0 1 2	-	-	-	-	1 29 W
Nov. 16	at Tucson	0 0 0 -1	4 7 L	-	-	-	2 15
Nov. 19	Ontario	0 0 3 0	1 33 W	-	-	-	-
Nov. 20	at Ontario	0 1 1 1	-	-	-	-	3 20 L
Nov. 22	at Bakersfield	0 1 4 -1	-	-	-	-	3 33 L
Nov. 25	San Jose	0 0 2 -1	-	-	-	-	4 22 L
Nov. 27	San Diego	0 1 1 3	2 32 W	-	-	-	-
Dec. 2	Coachella Valley	0 0 1 0	-	-	-	-	1 23 L
Dec. 3	Coachella Valley	0 0 1 0	-	-	-	2 26 OT	-
Dec. 7	at Ontario	0 0 1 1	-	-	-	-	1 30 W
Dec. 9	at Colorado	0 0 0 -1	2 33 W	-	-	-	-
Dec. 10	at Colorado	0 0 3 0	-	-	-	-	2 30 W
Dec. 14	San Jose	-	-	-	-	-	0 31 W
Dec. 16	Abbotsford	-	-	-	-	3 23 L	-
Dec. 17	Abbotsford	0 1 1 2	-	-	-	-	0 33 W
Dec. 22	Coachella Valley	0 0 2 -1	-	-	-	-	2 30 OT
Dec. 23	at Coachella Valley	-	1 30 L	-	-	-	-
Dec. 28	at San Diego	-	-	-	-	-	5 15 L
Dec. 30	San Diego	-	-	-	-	-	1 24 W
Jan. 1	San Diego	-	2 25 L	-	-	-	-
Jan. 4	at San Jose	-	-	-	-	-	3 25 OT
Jan. 6	at Abbotsford	-	4 25 L	-	-	-	-
Jan. 7	at Abbotsford	-	-	-	-	-	2 28 L
Jan. 11	Ontario	0 0 0 -1	-	-	-	-	5 24 L
Jan. 13	Calgary	0 1 1 1	1 36 W	-	-	-	-
Jan. 14	Calgary	0 1 2 0	-	-	-	-	2 32 W
Jan. 18	Tucson	0 1 1 3	1 30 W	-	-	-	-
Jan. 21	at Colorado	0 0 3 0	-	-	-	-	5 29 L
Jan. 22	at Colorado	0 0 0 -1	4 31 L	-	-	-	-
Jan. 25	San Jose	0 0 4 0	-	-	-	-	2 27 W
Jan. 27	San Jose	0 0 2 -3	3 26 L	-	-	-	-
Jan. 28	Calgary	0 0 0 -1	-	-	-	-	5 30 L
Feb. 3	Colorado	0 0 1 -1	2 31 L	-	-	-	-
Feb. 4	Colorado	0 0 1 -1	-	-	-	-	2 36 OT
Feb. 11	Ontario	0 0 3 0	2 25 OT	-	-	-	-
Feb. 18	at Tucson	0 0 1 0	3 36 L	-	-	-	-
Feb. 19	at Tucson	0 0 1 -1	-	-	-	3 23 L	-

Feb. 22	at Calgary	0 0 0 -1	4 31 W	-	-	-
Feb. 23	at Calgary	0 0 1 2	2 36 W	-	-	-
Feb. 26	Calgary	0 0 2 1	1 31 W	-	-	-
Mar. 1	at San Diego	0 1 1 1	5 18 W	-	-	-
Mar. 2	Abbotsford	0 0 3 0		2 33 W	-	-
Mar. 4	Abbotsford	0 0 0 0	2 32 W	-	-	-
Mar. 8	at Coachella Valley	0 1 4 2	-	6 26 L	-	-
Mar. 10	at San Diego	0 0 0 0	-	2 31 L	-	-
Mar. 11	at San Diego	0 0 1 0	-	3 25 L	-	-
Mar. 15	at San Jose	1 0 5 2	-	5 28 L	-	-
Mar. 17	at Bakersfield	0 0 1 0	-		1 33 L	-
Mar. 18	Bakersfield	0 0 3 2	-	3 30 W	-	-
Mar. 24	Coachella Valley	0 1 4 1	4 27 W	-	-	-
Mar. 25	at Coachella Valley	0 0 0 -1	6 32 L	-	-	-
Mar. 29	at Calgary	-	5 23 L	0 4	-	-
Mar. 31	at Calgary	-	-	4 29 L	-	-
Apr. 5	Tucson	-	-	-	4 42 W	-

*Player Stats (G, A, Shots, -/-) Goalie Stats (GA, SVS, Decision)*